

# Branching ratio and CP violation of $B_c \rightarrow DK$ decays in the perturbative QCD approach

Jun Zhang, Xian-Qiao Yu\*

*School of Physical Science and Technology,  
Southwest University, Chongqing 400715, China*

## Abstract

In this paper, we calculate the branching ratio and direct  $CP$  asymmetry parameter of  $B_c^\pm \rightarrow D^0 K^\pm$  in the framework of perturbative QCD approach based on  $k_T$  factorization. Besides the usual factorizable diagrams, both non-factorizable and annihilation type contributions are taken into account. We find that (a) the branching ratio is at the order of  $10^{-5}$ ; (b) the tree annihilation diagrams and the penguin diagrams dominate the total contribution; and (c) the direct  $CP$  asymmetry is about 7%, which can be tested in the Large Hadron Collider beauty experiments (LHC-b) at CERN.

PACS numbers: 13.25.Hw, 12.38.Bx, 12.39.St

arXiv:0905.0945v2 [hep-ph] 21 Sep 2009

---

\* yuxq@swu.edu.cn

## I. INTRODUCTION

The rare B meson decays arouse more and more interest, since it is a good place for testing the Standard Model (SM), studying CP violation and looking for possible new physics beyond the SM. In recent years, the theoretical studies of  $B_{u,d}$  mesons have been done in the literature widely, which are strongly supported by the running B factories in KEK and Stanford Linear Accelerator Center (SLAC). B physics studies are further supported by the Large Hadron Collider beauty experiments (LHC-b), it is estimated that about  $5 \times 10^{10}$   $B_c$  mesons can be produced per year at LHC[1, 2]. So the studies of  $B_c$  meson rare decays are necessary in the next a few years.

The nonleptonic decays of the  $B_c$  mesons have been studied in previous literature[1, 2, 3, 4, 5, 6, 7, 8, 9, 10, 11, 12, 13, 14, 15, 16, 17, 18, 19, 20, 21, 22, 23, 24, 25, 26, 27, 28, 29] by employing Naive Factorization[30], QCD Factorization[31], perturbative QCD approach (PQCD)[32] and other approaches. The theoretical status of the  $B_c$  meson was reviewed in Ref.[1]. In this paper, we will study the  $B_c \rightarrow DK$  decays in the perturbative QCD approach. Our theoretical formulas for the decay  $B_c \rightarrow DK$  in PQCD framework are given in the next section. In section III, we give the numerical results of the branching ratio and CP asymmetries of  $B_c \rightarrow DK$  and the form factor of  $B_c \rightarrow D$  etc. At last, we give a short summary in section IV.

## II. PERTURBATIVE CALCULATIONS

For decay  $B_c \rightarrow DK$ , the related effective Hamiltonian is given by [33]

$$H_{\text{eff}} = \frac{G_F}{\sqrt{2}} \left\{ \sum_{q=u,c} V_{qs} V_{qb}^* [C_1(\mu) O_1^q(\mu) + C_2(\mu) O_2^q(\mu)] - V_{tb}^* V_{ts} \sum_{i=3}^{10} C_i(\mu) O_i(\mu) \right\}, \quad (1)$$

where  $C_i(\mu)$  ( $i = 1, \dots, 10$ ) are Wilson coefficients at the renormalization scale  $\mu$  and  $O_i$  ( $i = 1, \dots, 10$ ) are the four quark operators

$$\begin{aligned} O_1^q &= (\bar{b}_i q_j)_{V-A} (\bar{q}_j s_i)_{V-A}, & O_2^q &= (\bar{b}_i q_i)_{V-A} (\bar{q}_j s_j)_{V-A}, \\ O_3 &= (\bar{b}_i s_i)_{V-A} \sum_q (\bar{q}_j q_j)_{V-A}, & O_4 &= (\bar{b}_i s_j)_{V-A} \sum_q (\bar{q}_j q_i)_{V-A}, \\ O_5 &= (\bar{b}_i s_i)_{V-A} \sum_q (\bar{q}_j q_j)_{V+A}, & O_6 &= (\bar{b}_i s_j)_{V-A} \sum_q (\bar{q}_j q_i)_{V+A}, \\ O_7 &= \frac{3}{2} (\bar{b}_i s_i)_{V-A} \sum_q e_q (\bar{q}_j q_j)_{V+A}, & O_8 &= \frac{3}{2} (\bar{b}_i s_j)_{V-A} \sum_q e_q (\bar{q}_j q_i)_{V+A}, \\ O_9 &= \frac{3}{2} (\bar{b}_i s_i)_{V-A} \sum_q e_q (\bar{q}_j q_j)_{V-A}, & O_{10} &= \frac{3}{2} (\bar{b}_i s_j)_{V-A} \sum_q e_q (\bar{q}_j q_i)_{V-A}. \end{aligned} \quad (2)$$

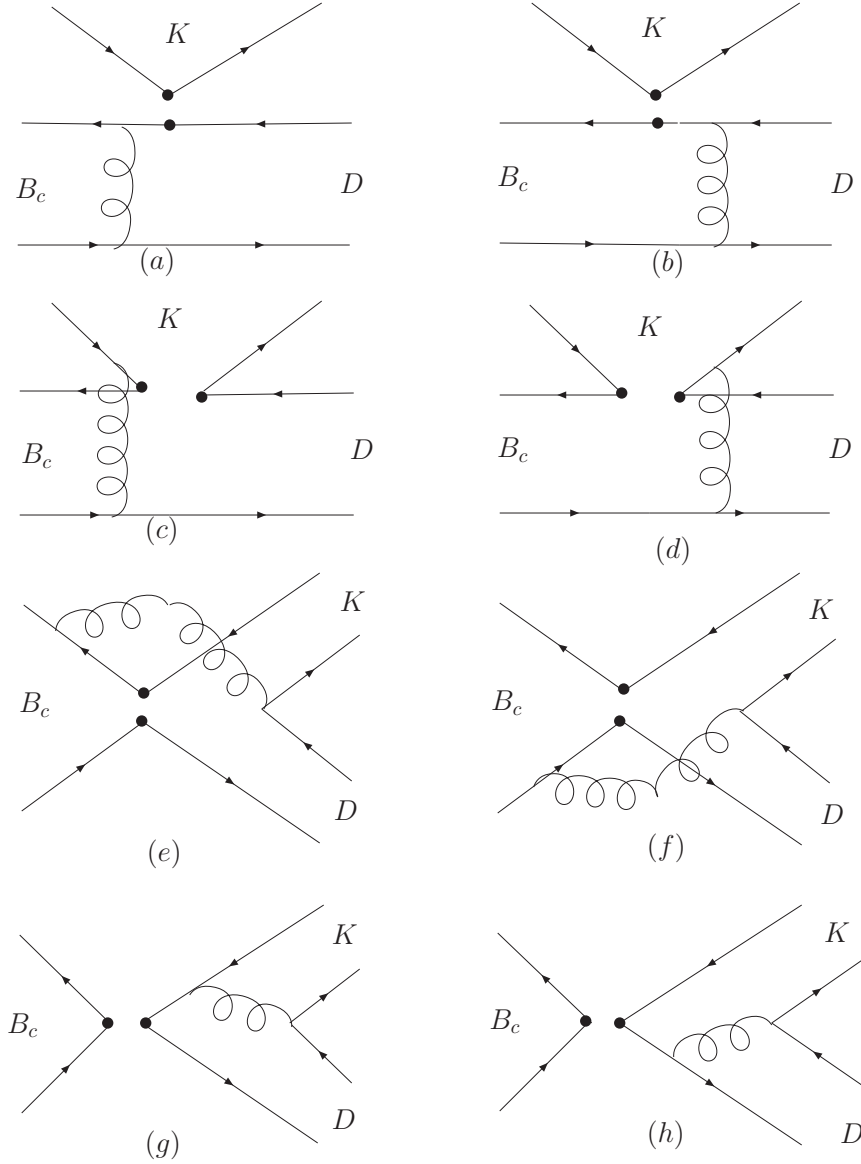


FIG. 1: The lowest order diagrams for  $B_c \rightarrow DK$  decay.

Here  $i$  and  $j$  are  $SU(3)$  color indices; the sum over  $q$  runs over the quark fields that are active at the scale  $\mu = O(m_b)$ , i.e.,  $q \in \{u, d, s, c, b\}$ . Operators  $O_1, O_2$  come from tree level interaction, while  $O_3, O_4, O_5, O_6$  are QCD-Penguins operators and  $O_7, O_8, O_9, O_{10}$  come from electroweak-penguins.

In PQCD approach, the decay amplitude can be written as:

$$\text{Amplitude} \sim \int d^4k_1 d^4k_2 d^4k_3 \text{Tr}[C(t)\Phi_{B_c}(k_1)\Phi_D(k_2)\Phi_K(k_3)H(k_1, k_2, k_3, t)], \quad (3)$$

where  $k_i$  are the momenta of light quarks included in each of the mesons, and  $\text{Tr}$  denotes the trace over Dirac and color indices.  $C(t)$  is the Wilson coefficient results from the radiative corrections at short distance.  $\Phi_M$  is the wave function which describes the hadronization of mesons. The wave functions should be universal and channel independent, we can use  $\Phi_M$  which is determined by other ways. The hard part  $H$  are channel dependent but fortunately perturbative calculable.

Working at the rest frame of  $B_c$  meson, the momenta of the  $B_c$ ,  $D$  and  $K$  can be written in the light-cone coordinates as :

$$P_1 = \frac{M_{B_c}}{\sqrt{2}}(1, 1, \mathbf{0}_T), \quad P_2 = \frac{M_{B_c}}{\sqrt{2}}(r^2, 1, \mathbf{0}_T), \quad P_3 = \frac{M_{B_c}}{\sqrt{2}}(1 - r^2, 0, \mathbf{0}_T). \quad (4)$$

where  $r = M_D/M_{B_c}$  and we neglect the kaon's mass  $M_K$ . Denoting the light (anti-)quark momenta in  $B_c$ ,  $D$  and  $K$  as  $k_1$ ,  $k_2$  and  $k_3$ , respectively, we can choose:

$$k_1 = (x_1 p_1^+, 0, \mathbf{k}_{1T}), \quad k_2 = (0, x_2 p_2^-, \mathbf{k}_{2T}), \quad k_3 = (x_3 p_3^+, 0, \mathbf{k}_{3T}). \quad (5)$$

Then integration over  $k_1^-$ ,  $k_2^+$ , and  $k_3^-$  in Eq.(3) leads to

$$\begin{aligned} \text{Amplitude} &\sim \int dx_1 dx_2 dx_3 b_1 db_1 b_2 db_2 b_3 db_3 \\ &\times \text{Tr}[C(t)\Phi_{B_c}(x_1, b_1)\Phi_D(x_2, b_2)\Phi_K(x_3, b_3)H(x_i, b_i, t)]e^{-S(t)}, \end{aligned} \quad (6)$$

where  $b_i$  is the conjugate space coordinate of  $k_{iT}$ , and  $t$  is the largest energy scale in  $H$ . The exponential Sudakov factor  $e^{-S(t)}$  comes from the higher order radiative corrections to wave functions and hard amplitudes, it suppresses the soft dynamics effectively[34] and thus makes a perturbative calculation of the hard part  $H$  reliable.

According to effective Hamiltonian (1), we draw the lowest order diagrams of  $B_c \rightarrow DK$  in Fig. 1. The usual factorizable diagrams (a) and (b) give the  $B_c \rightarrow D$  form factor if take away the Wilson coefficients. The operators  $O_1, O_2, O_3, O_4, O_9$  and  $O_{10}$  are  $(V-A)(V-A)$  currents, and the sum of their contributions is given by

$$\begin{aligned} F_e[C] &= \frac{8f_{B_c}}{\sqrt{2N_c}}\pi C_F M_{B_c}^2 \int_0^1 dx_2 \int_0^\infty b_1 db_1 b_2 db_2 \phi_D(x_2, b_2) \\ &\times \{[(r^2 + 2r - 1)x_2 + (2 - r)r_b]\alpha_s(t_a^1)h_a^{(1)}(x_2, b_1, b_2) \exp[-S_B(t_a^1)] \\ &- S_D(t_a^1)]C(t_a^1) + [r(2 - r)]\alpha_s(t_a^2)h_a^{(2)}(x_2, b_1, b_2) \exp[-S_B(t_a^2)] \\ &- S_D(t_a^2)]C(t_a^2)\}, \end{aligned} \quad (7)$$

where  $r_b = M_b/M_{B_c}$ ,  $C_F = 4/3$  is the group factor of the  $SU(3)_c$  gauge group. The expressions of the meson distribution amplitudes  $\phi_M$ , the Sudakov factor  $S_X(t_i)$ ( $X =$

$B_c, K, D$ ), and the functions  $h_a$  are given in the appendix. In above formula, the Wilson coefficients  $C(t)$  of the corresponding operators are process dependent.

The operator  $O_5, O_6, O_7, O_8$  have the structure of  $(V - A)(V + A)$ , their amplitude is

$$\begin{aligned}
F_e^P[C] &= \frac{16f_{B_c}}{\sqrt{2N_c}} r_K \pi C_F M_{B_c}^2 \int_0^1 dx_2 \int_0^\infty b_1 db_1 b_2 db_2 \phi_D(x_2, b_2) \\
&\times \{[(2r^2 - r)x_2 + (2 - r - r_b - 2r^2 + 4r_b r)]\alpha_s(t_a^1) h_a^{(1)}(x_2, b_1, b_2) \\
&\times \exp[-S_B(t_a^1) - S_D(t_a^1)] C(t_a^1) + [3r - 4r^2]\alpha_s(t_a^2) h_a^{(2)}(x_2, b_1, b_2) \\
&\times \exp[-S_B(t_a^2) - S_D(t_a^2)] C(t_a^2)\}, \tag{8}
\end{aligned}$$

where  $r_K = M_{0K}/M_{B_c} = M_K^2/[M_{B_c}(M_s + M_u)]$ . For the non-factorizable diagrams (c) and (d), all three meson wave functions are involved. Using  $\delta$  function  $\delta(b_1 - b_3)$ , the integration of  $b_1$  can be preformed easily. For the  $(V - A)(V - A)$  operators the result is:

$$\begin{aligned}
M_e[C] &= \frac{16}{N_c} \pi C_F f_{B_c} M_{B_c}^2 \int_0^1 dx_2 dx_3 \int_0^\infty b_2 db_2 b_3 db_3 \phi_D(x_2, b_2) \phi_K^A(x_3) \\
&\times \{[1 - 2r + (r - r^2)x_2 - (1 - 2r^2)x_3]\alpha_s(t_c^1) h_c^{(1)}(x_2, x_3, b_2, b_3) \\
&\times \exp[-S_B(t_c^1) - S_D(t_c^1) - S_K(t_c^1)] C(t_c^1) + [2r - 1 + (1 - r - r^2)x_2 \\
&- (1 - 2r^2)x_3]\alpha_s(t_c^2) h_c^{(2)}(x_2, x_3, b_2, b_3) \exp[-S_B(t_c^2) - S_D(t_c^2) \\
&- S_K(t_c^2)] C(t_c^2)\}, \tag{9}
\end{aligned}$$

For the  $(V - A)(V + A)$  operators, the formula is:

$$\begin{aligned}
M_e^P[C] &= \frac{16}{N_c} \pi C_F f_{B_c} r_K M_{B_c}^2 \int_0^1 dx_2 dx_3 \int_0^\infty b_2 db_2 b_3 db_3 \phi_D(x_2, b_2) \\
&\times \{[(1 + r - rx_2 - (1 + r)x_3)\phi_K^P(x_3) + (1 - r + rx_2 - (1 + r)x_3) \\
&\times \phi_K^T(x_3)]\alpha_s(t_c^1) h_c^{(1)}(x_2, x_3, b_2, b_3) \exp[-S_B(t_c^1) - S_D(t_c^1) - S_K(t_c^1)] C(t_c^1) \\
&+ [(rx_2 - (1 + r)x_3)\phi_K^P(x_3) + (-2r + rx_2 + (1 + r)x_3)\phi_K^T(x_3)] \\
&\times \alpha_s(t_c^2) h_c^{(2)}(x_2, x_3, b_2, b_3) \exp[-S_B(t_c^2) - S_D(t_c^2) - S_K(t_c^2)] C(t_c^2)\}, \tag{10}
\end{aligned}$$

Similar to (c),(d), the annihilation diagrams (e) and (f) also involve all three meson wave functions. Here we have two kinds of amplitudes,  $M_a$  is the contribution containing the operator of type  $(V - A)(V - A)$ , and  $M_a^P$  is the contribution containing the operator of

type  $(V - A)(V + A)$ .

$$\begin{aligned}
M_a[C] &= \frac{16}{N_c} \pi C_F f_{B_c} M_{B_c}^2 \int_0^1 dx_2 dx_3 \int_0^\infty b_1 db_1 b_2 db_2 \phi_D(x_2, b_2) \\
&\times \{ [(1 - r - r_b - r^2 x_2 + (2r^2 - 1)x_3 + r_b r^2) \phi_K^A(x_3) + (2 - x_2 - x_3 - 4r_b) \\
&\times r r_K \phi_K^P(x_3) + (x_2 - x_3) r r_K \phi_K^T(x_3)] \alpha_s(t_e^1) h_e^{(1)}(x_2, x_3, b_1, b_2) \exp[-S_B(t_e^1) \\
&- S_D(t_e^1) - S_K(t_e^1)] C(t_e^1) + [(r + x_2) \phi_K^A(x_3) + (x_2 + x_3) r r_K \phi_K^P(x_3) \\
&+ (x_2 - x_3) r r_K \phi_K^T(x_3)] \alpha_s(t_e^2) h_e^{(2)}(x_2, x_3, b_1, b_2) \exp[-S_B(t_e^2) - S_D(t_e^2) \\
&- S_K(t_e^2)] C(t_e^2) \}, \tag{11}
\end{aligned}$$

$$\begin{aligned}
M_a^P[C] &= \frac{16}{N_c} \pi C_F f_{B_c} M_{B_c}^2 \int_0^1 dx_2 dx_3 \int_0^\infty b_1 db_1 b_2 db_2 \phi_D(x_2, b_2) \\
&\times \{ [(-r + r x_2 - r_b r) \phi_K^A(x_3) + (1 + r_b - r - x_3) r_K \phi_K^P(x_3) + (1 + r_b \\
&- r - x_3) r_K \phi_K^T(x_3)] \alpha_s(t_e^1) h_e^{(1)}(x_2, x_3, b_1, b_2) \exp[-S_B(t_e^1) - S_D(t_e^1) \\
&- S_K(t_e^1)] C(t_e^1) + [(r^2 - r x_2) \phi_K^A(x_3) + (x_3 - 2r) r_K \phi_K^P(x_3) \\
&+ (x_3 - 2r) r_K \phi_K^T(x_3)] \alpha_s(t_e^2) h_e^{(2)}(x_2, x_3, b_1, b_2) \exp[-S_B(t_e^2) - S_D(t_e^2) \\
&- S_K(t_e^2)] C(t_e^2) \}, \tag{12}
\end{aligned}$$

The amplitude for the factorizable annihilation diagrams (g) and (h) result in  $F_a$  (for  $(V - A)(V - A)$  type operators) and  $F_a^P$  (for  $(V - A)(V + A)$  type operators):

$$\begin{aligned}
F_a[C] &= 16 \pi C_F M_{B_c}^2 \int_0^1 dx_2 dx_3 \int_0^\infty b_2 db_2 b_3 db_3 \phi_D(x_2, b_2) \\
&\times \{ [(r^2 - 1) x_2 \phi_K^A(x_3) - 2 r r_K (1 + x_2) \phi_K^P(x_3)] \alpha_s(t_g^1) h_g(x_2, x_3, b_2, b_3) \\
&\times \exp[-S_D(t_g^1) - S_K(t_g^1)] C(t_g^1) + [(-r^2 + x_3 - 2r^2 x_3) \phi_K^A(x_3) \\
&+ (r_K r + 2 r_K r x_3) \phi_K^P(x_3) + (-r_K r + 2 r_K r x_3) \phi_K^T(x_3)] \\
&\times \alpha_s(t_g^2) h_g(x_3, x_2, b_3, b_2) \exp[-S_D(t_g^2) - S_K(t_g^2)] C(t_g^2) \}, \tag{13}
\end{aligned}$$

$$\begin{aligned}
F_a^P[C] &= 32 \pi C_F M_{B_c}^2 \int_0^1 dx_2 dx_3 \int_0^\infty b_2 db_2 b_3 db_3 \phi_D(x_2, b_2) \\
&\times \{ [r x_2 \phi_K^A(x_3) + 2 r_K \phi_K^P(x_3)] \alpha_s(t_g^1) h_g(x_2, x_3, b_2, b_3) \exp[-S_D(t_g^1) \\
&- S_K(t_g^1)] C(t_g^1) + [r \phi_K^A(x_3) + r_K x_3 \phi_K^P(x_3) - r_K x_3 \phi_K^T(x_3)] \\
&\times \alpha_s(t_g^2) h_g(x_3, x_2, b_3, b_2) \exp[-S_D(t_g^2) - S_K(t_g^2)] C(t_g^2) \}, \tag{14}
\end{aligned}$$

From Equation (7)-(14), the total decay amplitude for  $B_c^+ \rightarrow D^0 K^+$  can be written as

$$\begin{aligned}
A(B_c \rightarrow D^0 K^+) = & f_K F_e [V_{us} V_{ub}^* (\frac{1}{3} C_1 + C_2) - V_{tb}^* V_{ts} (\frac{1}{3} C_3 + C_4 + \frac{1}{3} C_9 + C_{10})] \\
& - f_K V_{tb}^* V_{ts} F_e^P [\frac{1}{3} C_5 + C_6 + \frac{1}{3} C_7 + C_8] + M_e [V_{us} V_{ub}^* C_1 - V_{tb}^* V_{ts} (C_3 + C_9)] \\
& - V_{tb}^* V_{ts} M_e^P (C_5 + C_7) + M_a [V_{cs} V_{cb}^* C_1 - V_{tb}^* V_{ts} (C_3 + C_9)] \\
& - V_{tb}^* V_{ts} M_a^P (C_5 + C_7) + f_{B_c} F_a [V_{cs} V_{cb}^* (\frac{1}{3} C_1 + C_2) - V_{tb}^* V_{ts} (\frac{1}{3} C_3 + C_4 \\
& + \frac{1}{3} C_9 + C_{10})] - f_{B_c} V_{tb}^* V_{ts} F_a^P [\frac{1}{3} C_5 + C_6 + \frac{1}{3} C_7 + C_8], \tag{15}
\end{aligned}$$

and the decay width is expressed as

$$\Gamma(B_c^+ \rightarrow D^0 K^+) = \frac{G_F^2 M_{B_c}^3}{128\pi} (1 - r^2) |A(B_c^+ \rightarrow D^0 K^+)|^2. \tag{16}$$

The decay amplitude of the charge conjugate channel  $B_c^- \rightarrow \bar{D}^0 K^-$  can be obtained by replacing  $V_{qs} V_{qb}^*$  to  $V_{qs}^* V_{qb}$  and  $V_{tb}^* V_{ts}$  to  $V_{tb} V_{ts}^*$  in Eq.(15).

Using the unitary condition of the CKM matrix elements  $V_{ub}^* V_{us} + V_{cb}^* V_{cs} + V_{tb}^* V_{ts} = 0$ , the decay amplitude of  $B_c^+ \rightarrow D^0 K^+$  in Eq.(15) can be parameterized as

$$\begin{aligned}
A &= V_{ub}^* V_{us} T_u + V_{cb}^* V_{cs} T_c - V_{tb}^* V_{ts} P \\
&= V_{ub}^* V_{us} (T_u + P) [1 + z e^{i(\delta - \gamma)}], \tag{17}
\end{aligned}$$

where  $z = |\frac{V_{cb}^* V_{cs}}{V_{ub}^* V_{us}}| |\frac{T_c + P}{T_u + P}|$ ,  $V_{ub} \simeq |V_{ub}| e^{-i\gamma}$  and  $\delta = \arg(\frac{T_c + P}{T_u + P})$ .  $z$  and  $\delta$  can be calculated from PQCD.

Similarly, the decay amplitude for  $B_c^- \rightarrow \bar{D}^0 K^-$  can be parameterized as

$$\begin{aligned}
\bar{A} &= V_{ub} V_{us}^* T_u + V_{cb} V_{cs}^* T_c - V_{tb} V_{ts}^* P \\
&= V_{ub} V_{us}^* (T_u + P) [1 + z e^{i(\delta + \gamma)}], \tag{18}
\end{aligned}$$

and the averaged decay width for  $B_c^+(B_c^-) \rightarrow D^0 K^\pm$  reads

$$\begin{aligned}
\Gamma(B_c^+(B_c^-) \rightarrow D^0 K^\pm) &= \frac{G_F^2 M_{B_c}^3}{128\pi} (1 - r^2) (|A|^2/2 + |\bar{A}|^2/2) \\
&= \frac{G_F^2 M_{B_c}^3}{128\pi} (1 - r^2) |V_{ub}^* V_{us} (T_u + P)|^2 [1 + 2z \cos \gamma \cos \delta + z^2] \tag{19}
\end{aligned}$$

which is a function of CKM angle  $\gamma$ .

### III. NUMERICAL EVALUATION

The following parameters have been used in our numerical calculation [24, 35, 36, 37, 38]:

$$\begin{aligned}
 M_{B_c} &= 6.286\text{GeV}, M_b = 4.8\text{GeV}, M_D = 1.685\text{GeV}, M_{0K} = 1.6\text{GeV}, \\
 \omega_D &= 0.2\text{GeV}, f_{B_c} = 489\text{MeV}, f_K = 160\text{MeV}, f_D = 240\text{MeV}, \\
 a_D &= 0.3, \tau_{B_c} = 0.46 \times 10^{-12}\text{s}, |V_{ub}^*V_{us}| = 0.0009, |V_{cb}^*V_{cs}| = 0.0398.
 \end{aligned}
 \tag{20}$$

We leave the CKM phase angle  $\gamma$  as a free parameter to explore the branching ratio and

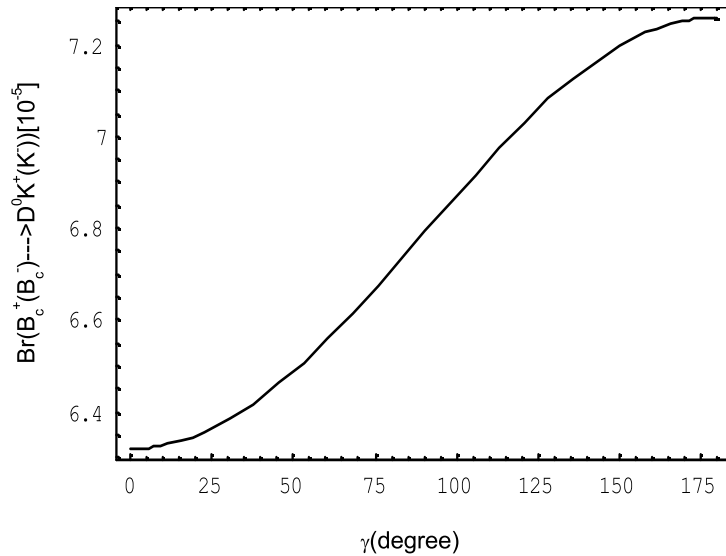


FIG. 2: The averaged branching ratio of  $B_c^+(B_c^-) \rightarrow D^0 K^\pm$  decay as a function of CKM angle  $\gamma$ .

CP asymmetry parameter dependence on it. The averaged branching ratio of the decay  $B_c^+(B_c^-) \rightarrow D^0 K^\pm$  with respect to the parameter  $\gamma$  is shown in Fig. 2. Since the CKM angle  $\gamma$  is constrained as  $\gamma = (63_{-12}^{+15})^\circ$ [35], we can arrive from Fig. 2:

$$6.5 \times 10^{-5} < Br(B_c^+(B_c^-) \rightarrow D^0 K^\pm) < 6.7 \times 10^{-5}, \quad \text{for } 50^\circ < \gamma < 80^\circ. \tag{21}$$

Our numerical analysis show that  $|V_{cb}^*V_{cs}T_c/V_{ub}^*V_{us}T_u| = 10$  and  $|V_{tb}^*V_{ts}P/V_{ub}^*V_{us}T_u| = 7.4$  which mean the tree level contributions from annihilation topology and the penguin contributions dominate in this decay and the branching ratio is not sensitive to  $\gamma$ . In



our calculation, the only input parameters are wave functions, which represent the non-perturbative contributions. In all the three meson wave functions, the main uncertainty come from the value of  $\omega_D$  in  $D$  meson wave function(see appendix). We investigate the branching ratio dependence on the value of  $\omega_D$  in Table I. By changing the value of  $\omega_D$  from  $0.2\text{GeV}$ [38] to  $0.4\text{GeV}$ , we find the branching ratio of  $B_c^+(B_c^-) \rightarrow D^0 K^\pm$  change little as shown in Table I.

	$\omega_D = 0.2\text{GeV}$	$\omega_D = 0.3\text{GeV}$	$\omega_D = 0.4\text{GeV}$
$B_c^+ \rightarrow D^0 K^+$	6.6	7.0	5.6

TABLE I: Branch ratios in the unit  $10^{-5}$  using  $\gamma = 60^\circ$  for different  $\omega_D$

The diagrams (a) and (b) in Fig. 1 give the contribution for  $B_c \rightarrow D$  transition form factor  $F^{B_c \rightarrow D}(q^2 = M_K^2 \simeq 0)$ , where  $q = P_1 - P_2$  is the momentum transfer. The sum of their amplitudes have been given by Eq. (7), so we can use PQCD approach to compute this form factor. Our result is  $F^{B_c \rightarrow D}(0) = 0.24$ , if  $\omega_D = 0.2\text{GeV}$ ; and  $F^{B_c \rightarrow D}(0) = 0.21$ , if  $\omega_D = 0.45\text{GeV}$ . We can see that this form factor is not sensitive to the  $D$  meson wave function. In the literature, there already exist a lot of studies on  $B_c \rightarrow D$  transition form factor[8, 12, 27, 39, 40, 41, 42, 43, 44], we show their results in Table II. From which we find that there are large differences in these results(including ours) and eventually this form factor can be extracted from semi-leptonic experiments  $B_c \rightarrow D l \nu_l$  in the future LHC experiments.

	DW[27] <sup>a</sup>	CNP[39]	NW[40]	IKS[41]	KKL[12] <sup>b</sup>	EFG[8]	ZH[42]	DSV[43]	WSL[44]
$F^{B_c \rightarrow D}(0)$	0.255	0.13	0.1446	0.69	0.32[0.29]	0.14	0.35	0.075	0.16

<sup>a</sup>We quote the result with  $\omega = 0.7\text{GeV}$ .

<sup>b</sup>The nonbracketed(bracketed) result is evaluated in sum rules(potential model).

TABLE II:  $B_c \rightarrow D$  transition form factor at  $q^2 = 0$  evaluated in the literature.

The direct CP violation  $A_{CP}^{dir}$  is defined as

$$\begin{aligned}
 A_{CP}^{dir} &= \frac{\Gamma(B_c^+ \rightarrow D^0 K^+) - \Gamma(B_c^- \rightarrow \bar{D}^0 K^-)}{\Gamma(B_c^+ \rightarrow D^0 K^+) + \Gamma(B_c^- \rightarrow \bar{D}^0 K^-)} \\
 &= \frac{2z \sin \gamma \sin \delta}{1 + 2z \cos \gamma \cos \delta + z^2}.
 \end{aligned} \tag{22}$$

Using Eq.(17) and (18), we compute the parameter  $A_{CP}^{dir}$ . The direct CP asymmetry  $A_{CP}^{dir}$  has a strong dependence on the CKM angle  $\gamma$ , as can be seen easily from Eq.(22) and Fig. 3. From this figure one can see that the direct CP asymmetry is at 6% – 7.6% for  $50^\circ < \gamma < 80^\circ$ . The small direct CP asymmetry is also a result of small tree level contribution from emission topology.

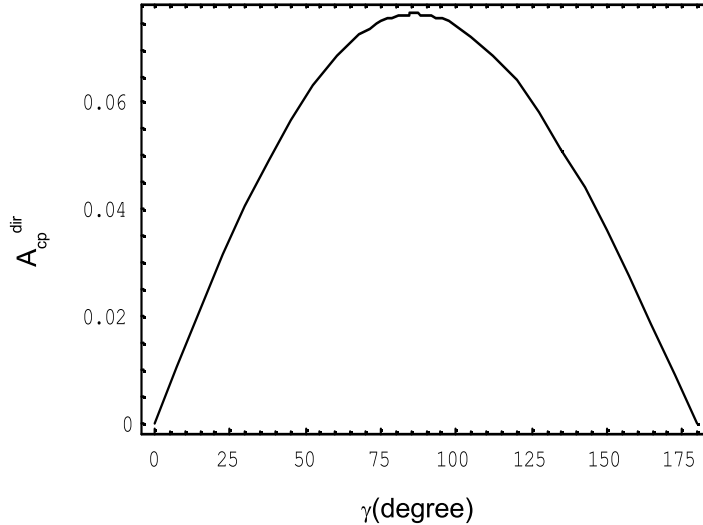


FIG. 3: Direct CP violation parameters of  $B_c^\pm \rightarrow D^0 K^\pm$  decay as a function of CKM angle  $\gamma$ .

#### IV. SUMMARY

In this work, we study the branching ratio and CP asymmetry of the decays  $B_c^\pm \rightarrow D^0 K^\pm$  in PQCD approach. It is found that the branching ratio of  $B_c^\pm \rightarrow D^0 K^\pm$  is at the order of  $10^{-5}$ . We also predict CP asymmetries in the process, which may be measured in the LHC-b experiments.

#### Acknowledgments

This work is supported by the National Natural Science Foundation of China under Grant Nos. 10847157, 10575083. The authors would like to thank M-Z Zhou for useful discussions.

**APPENDIX A: FORMULAS FOR THE CALCULATIONS USED IN THE TEXT**

In the appendix we present the explicit expressions of the formulas used in section II. First, we give the expressions of the meson distribution amplitudes  $\phi_M$ . For  $B_c$  meson wave function, we use the function as[29]:

$$\Phi_{B_c}(x) = \frac{f_{B_c}}{4N_c}(\not{p}_{B_c} + M_{B_c})\gamma_5\delta(x - M_c/M_{B_c}). \quad (\text{A1})$$

For  $D$  meson wave function, we use the function as[45]:

$$\phi_D(x, b) = \frac{3}{\sqrt{2N_c}}f_D x(1-x)\{1 + a_D(1-2x)\} \exp[-\frac{1}{2}(\omega_D b)^2], \quad (\text{A2})$$

We set  $a_D = 0.3$  and  $\omega_D = 0.2\text{GeV}$ [38] in our numerical calculation.

We use the distribution amplitude  $\phi_K^{A,P,T}$  of the K meson from Ref. [46]:

$$\begin{aligned} \phi_K^A(x) &= \frac{6f_K}{2\sqrt{2N_c}}x(1-x)[1 + 0.15t + 0.405(5t^2 - 1)], \\ \phi_K^P(x) &= \frac{f_K}{2\sqrt{2N_c}}[1 + 0.106(3t^2 - 1) - 0.148(3 - 30t^2 + 35t^4)/8], \\ \phi_K^T(x) &= \frac{f_K}{2\sqrt{2N_c}}t[1 + 0.1581(5t^2 - 3)], \end{aligned} \quad (\text{A3})$$

where  $t = 1 - 2x$ . whose coefficients correspond to  $m_{0K} = 1.6\text{GeV}$ .

$S_{B_c}, S_D, S_K$  used in the decay amplitudes are defined as

$$S_{B_c}(t) = s(x_1 P_1^+, b_1) + 2 \int_{1/b_1}^t \frac{d\bar{\mu}}{\bar{\mu}} \gamma(\alpha_s(\bar{\mu})), \quad (\text{A4})$$

$$S_D(t) = s(x_2 P_2^-, b_2) + 2 \int_{1/b_2}^t \frac{d\bar{\mu}}{\bar{\mu}} \gamma(\alpha_s(\bar{\mu})), \quad (\text{A5})$$

$$S_K(t) = s(x_3 P_3^+, b_3) + s((1-x_3)P_3^+, b_3) + 2 \int_{1/b_3}^t \frac{d\bar{\mu}}{\bar{\mu}} \gamma(\alpha_s(\bar{\mu})), \quad (\text{A6})$$

where the so called Sudakov factor  $s(Q, b)$  resulting from the resummation of double logarithms is given as [47, 48]

$$s(Q, b) = \int_{1/b}^{Q} \frac{d\mu}{\mu} \left[ \ln \left( \frac{Q}{\mu} \right) A(\alpha_s(\bar{\mu})) + B(\alpha_s(\bar{\mu})) \right] \quad (\text{A7})$$

with

$$A = C_F \frac{\alpha_s}{\pi} + \left[ \frac{67}{9} - \frac{\pi^2}{3} - \frac{10}{27}n_f + \frac{2}{3}\beta_0 \ln \left( \frac{e^{\gamma_E}}{2} \right) \right] \left( \frac{\alpha_s}{\pi} \right)^2, \quad (\text{A8})$$

$$B = \frac{2}{3} \frac{\alpha_s}{\pi} \ln \left( \frac{e^{2\gamma_E-1}}{2} \right). \quad (\text{A9})$$

Here  $\gamma_E = 0.57722 \dots$  is the Euler constant,  $n_f$  is the active quark flavor number.

The functions  $h_i (i = a, c.e.g)$  come from the Fourier transformation of propagators of virtual quark and gluon in the hard part calculations. They are given as

$$\begin{aligned} h_a^{(1)}(x_2, b_1, b_2) &= S_t(x_2) K_0(M_B \sqrt{(1-x_2)(r-r^2)b_1}) \\ &\times [\theta(b_2 - b_1) \theta(r_b^2 - (1-r^2)x_2) I_0(M_B \sqrt{r_b^2 - (1-r^2)x_2 b_1}) \\ &\times K_0(M_B \sqrt{r_b^2 - (1-r^2)x_2 b_2}) + (b_1 \leftrightarrow b_2)], \end{aligned} \quad (\text{A10})$$

$$\begin{aligned} h_a^{(2)}(x_2, b_1, b_2) &= S_t(r) K_0(M_B \sqrt{(1-x_2)(r-r^2)b_2}) \\ &\times [\theta(b_2 - b_1) I_0(M_B \sqrt{r-r^2} b_1) K_0(M_B \sqrt{r-r^2} b_2) + (b_1 \leftrightarrow b_2)], \end{aligned} \quad (\text{A11})$$

$$\begin{aligned} h_c^{(j)}(x_2, x_3, b_2, b_3) &= \\ &\left\{ \theta(b_2 - b_3) I_0(M_B \sqrt{(1-x_2)(r-r^2)b_3}) K_0(M_B \sqrt{(1-x_2)(r-r^2)b_2}) \right. \\ &\left. + (b_2 \leftrightarrow b_3) \right\} \times \left( \begin{array}{ll} K_0(M_B F_{(j)} b_3), & \text{for } F_{(j)}^2 > 0 \\ \frac{\pi i}{2} H_0^{(1)}(M_B \sqrt{|F_{(j)}^2|} b_3), & \text{for } F_{(j)}^2 < 0 \end{array} \right), \end{aligned} \quad (\text{A12})$$

where  $H_0^{(1)}(z) = J_0(z) + i Y_0(z)$ , and  $F_{(j)}$ 's are defined by

$$F_{(1)}^2 = (1-r-x_3+r^2 x_3)(x_2-1), \quad F_{(2)}^2 = (1-x_2)(r-r^2-x_3+r^2 x_3); \quad (\text{A13})$$

$$\begin{aligned} h_e^{(j)}(x_2, x_3, b_1, b_2) &= \\ &\left\{ \theta(b_2 - b_1) \frac{\pi i}{2} H_0^{(1)}(M_B \sqrt{(1-r^2)x_2 x_3} b_2) J_0(M_B \sqrt{(1-r^2)x_2 x_3} b_1) \right. \\ &\left. + (b_1 \leftrightarrow b_2) \right\} \times \left( \begin{array}{ll} K_0(M_B F_{e(j)} b_1), & \text{for } F_{e(j)}^2 > 0 \\ \frac{\pi i}{2} H_0^{(1)}(M_B \sqrt{|F_{e(j)}^2|} b_1), & \text{for } F_{e(j)}^2 < 0 \end{array} \right), \end{aligned} \quad (\text{A14})$$

where  $F_{e(j)}$ 's are defined by

$$F_{e(1)}^2 = r_b^2 - (1-x_2)(1-r-x_3+r^2 x_3), \quad F_{e(2)}^2 = r^2 - x_2(x_3-r-r^2 x_3); \quad (\text{A15})$$

$$\begin{aligned} h_g(x_2, x_3, b_2, b_3) &= S_t(x_2) \frac{\pi i}{2} H_0^{(1)}(M_B \sqrt{(1-r^2)x_2 x_3} b_3) \\ &\times [\theta(b_3 - b_2) J_0(M_B \sqrt{(1-r^2)x_2} b_2) \frac{\pi i}{2} H_0^{(1)}(M_B \sqrt{(1-r^2)x_2} b_3) + (b_2 \leftrightarrow b_3)]. \end{aligned} \quad (\text{A16})$$

We adopt the parametrization for  $S_t(x)$  contributing to the factorizable diagrams [49],

$$S_t(x) = \frac{2^{1+2c}\Gamma(3/2+c)}{\sqrt{\pi}\Gamma(1+c)}[x(1-x)]^c, \quad c = 0.3. \quad (\text{A17})$$

The hard scale  $t'_i$ s in Eq.(7)-(14) are chosen as

$$\begin{aligned} t_a^1 &= \max(M_B\sqrt{(1-x_2)(r-r^2)}, M_B\sqrt{|r_b^2 - (1-r^2)x_2|}, 1/b_1, 1/b_2), \\ t_a^2 &= \max(M_B\sqrt{r-r^2}, 1/b_1, 1/b_2), \\ t_c^1 &= \max(M_B\sqrt{|F_{(1)}^2|}, M_B\sqrt{(r-r^2)(1-x_2)}, 1/b_2, 1/b_3), \\ t_c^2 &= \max(M_B\sqrt{|F_{(2)}^2|}, M_B\sqrt{(r-r^2)(1-x_2)}, 1/b_2, 1/b_3), \\ t_e^1 &= \max(M_B\sqrt{|F_{e(1)}^2|}, M_B\sqrt{(1-r^2)x_2x_3}, 1/b_1, 1/b_2), \\ t_e^2 &= \max(M_B\sqrt{|F_{e(2)}^2|}, M_B\sqrt{(1-r^2)x_2x_3}, 1/b_1, 1/b_2), \\ t_g^1 &= \max(M_B\sqrt{(1-r^2)x_2}, 1/b_2, 1/b_3), \\ t_g^2 &= \max(M_B\sqrt{(1-r^2)x_3}, 1/b_2, 1/b_3). \end{aligned} \quad (\text{A18})$$

They are given as the maximum energy scale appearing in each diagram to kill the large logarithmic radiative corrections.

- 
- [1] N. Brambilla, *et al*, (Quarkonium Working Group), CERN-2005-005, hep-ph/0412158.  
[2] M. P. Altarelli and F. Teubert, Int. J. Mod. Phys. **A23**, 5117(2008).  
[3] I. P. Gouz, *et al*, Phys. Atom. Nucl. **67**, 1559(2004).  
[4] X. Liu and X. Q. Li, Phys. Rev. **D77**, 096010(2008).  
[5] A. K. Giri, B. Mawlong and R. Mohanta, Phys. Rev. **D75**, 097304(2007); **76**, 099902(E)(2007); A. K. Giri, R. Mohanta and M. P. Khanna, Phys. Rev. **D65**, 034016(2002); V. V. Kiselev, J. Phys. **G30**, 1445(2004).  
[6] M. A. Ivanov, J. G. Korner and P. Santorelli, Phys. Rev. **D73**, 054024(2006).  
[7] S. Fajfer, J. Kamenik and P. Singer, Phys. Rev. **D70**, 074022(2004).  
[8] D. Ebert, R. N. Faustov and V. O. Galkin, Phys. Rev. **D68**, 094020(2003); Eur. Phys. J. **C32**, 29(2003).  
[9] V. V. Kiselev, O. N. Pakhomova and V. A. Saleev, J. Phys. **G28**, 595(2002).  
[10] G. L. Castro, H. B. Mayorga and J. H. Munoz, J. Phys. **G28**, 2241(2002).  
[11] R. C. Verma and A. Sharma, Phys. Rev. **D65**, 114007(2002); Phys. Rev. **D64**, 114018(2001).

- [12] V. V. Kiselev, A. E. Kovalsky and A. K. Likhoded, Nucl. Phys. **B585**, 353(2000); V. V. Kiselev, arXiv:hep-ph/0211021.
- [13] V. A. Saleev, Phys. Atom. Nucl. **64**, 2027(2001); O. N. Pakhomova and V. A. Saleev, Phys. Atom. Nucl. **63**, 1999(2000).
- [14] P. Colangelo and F. D. Fazio, Phys. Rev. **D61**, 034012(2000).
- [15] R. Fleischer and D. Wyler, Phys. Rev. **D62**, 057503(2000).
- [16] A. A. El-Hady, J. H. Munoz and J. P. Vary, Phys. Rev. **D62**, 014019(2000).
- [17] L. B. Guo and D. S. Du, Chin. Phys. Lett. **18**, 498(2001).
- [18] Y. S. Dai and D. S. Du, Eur. Phys. J. **C9**, 557(1999).
- [19] D. S. Du and Z. T. Wei, Eur. Phys. J. **C5**, 705(1998).
- [20] J. F. Liu and K. T. Chao, Phys. Rev. **D56**, 4133(1997).
- [21] D. S. Du, G. R. Lu and Y. D. Yang, Phys. Lett. **B387**, 187(1996).
- [22] A. V. Berezhnoi, *et al*, Phys. Atom. Nucl. **60**, 1729(1997); S. S. Gershtein, *et al*, hep-ph/9803433; S. S. Gershtein, *et al*, Phys. Usp. **38**, 1(1995).
- [23] V. V. Kiselev, hep-ph/9605451.
- [24] C. H. Chang and Y. Q. Chen, Phys. Rev. **D49**, 3399(1994).
- [25] Q. P. Xu and A. N. Kamal, Phys. Rev. **D46**, 3836(1992).
- [26] M. Masetti, Phys. Lett. **B286**, 160(1992).
- [27] D. Du and Z. Wang, Phys. Rev. **D39**, 1342(1989).
- [28] Junfeng Sun, *et al*, Phys. Rev. **D77**, 074013(2008); Junfeng Sun, *et al*, Phys. Rev. **D77**, 114004(2008).
- [29] Jian-Feng Cheng, Dong-Sheng Du and Cai-Dian Lü, Eur. Phys. J. **C45**, 711(2006); Jun-Feng Sun, Dong-Sheng Du and Yue-Ling Yang, Eur. Phys. J. **C60**, 107(2009).
- [30] J. Schwinger, Phys. Rev. Lett **12**, 630(1964); M. Wirbel, B. Stech and M. Bauer, Z. Phys. **C29**, 637(1985); M. Bauer, B. Stech and M. Wirbel, *ibid.* **34**, 103(1987); L.-L. Chau, *et al*, Rev. **D43**, 2176(1991); **58**, 019902(E)(1998).
- [31] M. Beneke, G. Buchalla, M. Neubert and C. T. Sachrajda, Phys. Rev. Lett. **83**, 1914(1999); Nucl. Phys. **B591**, 313(2000).
- [32] H.-n. Li and H. L. Yu, Phys. Rev. Lett. **74**, 4388 (1995); Phys. Lett. **B353**, 301(1995); H.-n. Li, *ibid.* **348**, 597(1995); H.-n. Li and H. L. Yu, Phys. Rev. **D53**, 2480(1996).
- [33] G. Buchalla, A. J. Buras and M. E. Lautenbacher, Rev. Mod. Phys. **68**, 1125(1996).
- [34] H.-n. Li and B. Tseng, Phys. Rev. **D57**, 443(1998).

- [35] W.-M. Yao, *et al.*(Particle Data Group), J. Phys. **G33**, 1(2006).
- [36] T. W. Chiu, T. H. Hsieh(TWQCD Collaboration), PoS. **LAT2006**, 180(2007).
- [37] S. Narison, Phys. Lett. B520, 115 (2001); S. Hashimoto, Int. J. Mod. Phys. **A20**, 5133(2005).
- [38] C. D. Lü, Eur. Phys. J. **C24**, 121(2002).
- [39] P. Colangelo, G. Nardulli and N. Paver, Z. Phys. **C57**, 43(1993).
- [40] M. A. Nobes and R. M. Woloshyn, J. Phys. **G26**, 1079(2000).
- [41] M. A. Ivanov, J. G. Korner and P. Santorelli, Phys. Rev. **D63**, 074010(2001).
- [42] F. Zuo and T. Huang, Chin. Phys. Lett. **24**, 61(2007); Eur. Phys. J. **C51**, 833(2007).
- [43] R. Dhir, N. Sharma and R. C. Verma, J. Phys. **G35**, 085002(2008); R. Dhir and R. C. Verma, Phys. Rev. **D79**, 034004(2009).
- [44] W. Wang, Y. L. Shen and C. D. Lü, Phys. Rev. **D79**, 054012(2009).
- [45] T. Kurimoto, H.-n. Li, and A. I. Sanda, Phys. Rev. **D67**, 054028(2003).
- [46] A. Khodjamirian, T. Mannel and M. Melcher, Phys. Rev. **D70**, 094002(2004); V.M. Braun and A. Lenz, Phys. Rev. **D70**, 074020(2004).
- [47] H.-n. Li and K. Ukai, Phys. Lett. **B555**, 197(2003).
- [48] H.-n. Li and B. Melic, Eur. Phys. J. **C11**, 695(1999).
- [49] T. Kurimoto, H.-n. Li, and A.I. Sanda, Phys. Rev. **D65**, 014007(2002); C. D. Lü and M. Z. Yang, Eur. Phys. J. **C28**, 515(2003).