

PHOTON+JET PRODUCTION AT $\sqrt{s}=1.96$ TeV

C. DELUCA

*Institut de Física d'Altes Energies, Universitat Autònoma de Barcelona,
Ed. Cn, 08193 Barcelona, Spain.*

Prompt photon production results by the CDF and DØ Collaborations in the Tevatron Run II at a center of mass energy of $\sqrt{s}=1.96$ TeV are presented. Cross sections for central isolated photons, photon+jet production and photons produced in association with a heavy flavor quark are reported. The measurements are compared to Next-to-Leading order perturbative QCD predictions.

1 Introduction

The prompt photon cross section is a classic measurement to test perturbative QCD (pQCD) with the potential to provide information on the parton distribution function (PDF), and sensitive to the presence of new physics at large photon transverse momentum. Prompt photons also constitute an irreducible background for important searches such as $H \rightarrow \gamma\gamma$, SUSY or models with extra-dimensions with energetic photons in the final state. From an experimental point of view, the study of direct photon production has several advantages compared to QCD studies using jets, but require a good understanding of the background, mainly dominated by light mesons (π^0 and η) which decay into photons. Since these photons are produced within a jet, they can be suppressed by requiring the photon candidates to be isolated in the calorimeter.

2 Inclusive isolated prompt photon cross section

CDF has recently measured the inclusive isolated prompt photon cross section for central photons using 2.5 fb^{-1} of data, a factor of 6 more than in previous measurements¹, which results in an extension of the p_T coverage by 100 GeV/c. The cross section is measured up to 400 GeV/c, testing the pQCD over 6 orders of magnitude. Photons are required to have $|\eta| < 1.0$, $p_T > 30$ GeV/c, and to be isolated with $E_T^{iso} < 2.0$ GeV, where E_T^{iso} is defined as the transverse energy deposited in a cone of radius $R = \sqrt{\Delta\eta^2 + \Delta\phi^2} = 0.4$ around the photon candidate minus that of the photon. To reject electrons from W decays and non-collision backgrounds, candidates with $E_T^{miss} > 0.8p_T$ are vetoed. The fraction of prompt photons in the sample is determined by fitting the calorimeter isolation distribution in the data to signal and background templates obtained from MC simulations. Data are unfolded back to hadron level using a bin-by-bin procedure in a PYTHIA inclusive photon MC sample. The unfolding factors correct for selection efficiencies and for the detector resolution and acceptance effects, and vary between 64% to 69% in the p_T considered. The systematic uncertainties in the cross section range from 10 to 15%, dominated by the purity determination at low p_T and by the uncertainty in the photon energy scale at high p_T .

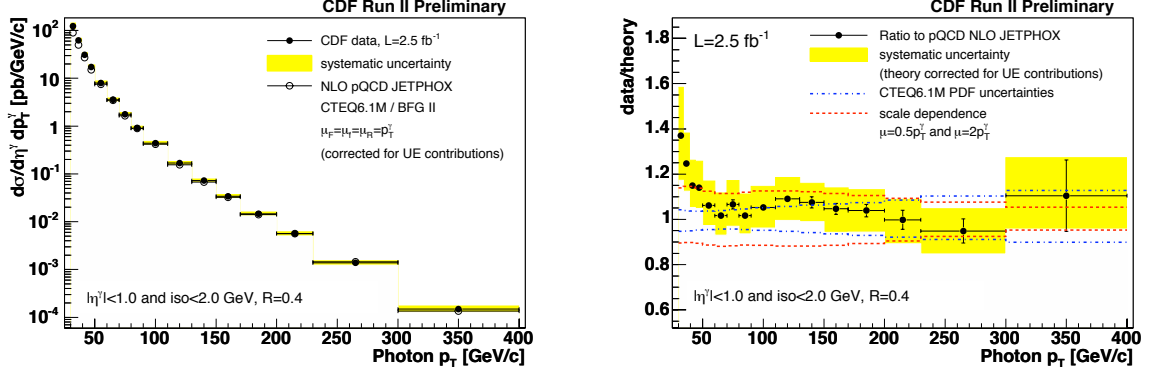


Figure 1: The inclusive isolated prompt photon cross section as a function of the photon transverse momentum measured by the CDF experiment (left). The ratio data to the NLO pQCD predictions corrected for the non-pQCD contributions of the underlying event is shown in the right.

The cross section is measured as a function of the photon transverse momentum and compared to NLO pQCD predictions as given by the JETPHOX² program, with CTEQ6.1M PDFs³, BFGII fragmentation functions⁴ and renormalization, factorization and fragmentation scales set to the transverse momentum of the photon (see Fig. 1). The pQCD predictions have been corrected to account for the non perturbative effect of the underlying event, estimated from two different sets of tunes in PYTHIA samples⁵. This correction decreases the theoretical cross section by approximately 9%, constant in p_T . The ratio of the measurement to the theory as a function of the photon transverse momentum is also presented in Fig. 1. Theory and data agree over the whole measured p_T range except for $p_T < 40$ GeV/c. For $p_T > 40$ GeV/c the data is over the theory, reproducing the trend seen in previous measurements.

3 Photon plus jet cross section

The DØ Collaboration has measured the photon + jet cross section with 1.1 fb^{-1} of data⁶. Photons must be isolated and have $|y^\gamma| < 1.0$ and $p_T^\gamma > 30$ GeV/c. The isolation criteria requires the transverse energy not associated to the photon in a cone of radius $R = 0.4$ around the photon direction to be less than 0.07 times the energy of the photon. Backgrounds from cosmic and electrons from W boson decays are vetoed by a missing transverse energy requirement of $E_T^{\text{miss}} < 12.5 \text{ GeV} + 0.36 p_T^\gamma$. Jets are reconstructed with a midpoint cone algorithm with $R = 0.7$, and must have $p_T^{\text{jet}} > 15$ GeV/c and can be either central ($|y^{\text{jet}}| < 0.8$) or forward ($1.5 < |y^{\text{jet}}| < 2.5$). The leading photon and jet are required to have $\Delta R(\gamma, \text{jet}) > 0.7$. The photon purity of the sample is determined with a neural network (NN) using information from the calorimeter and the tracker.

The differential cross section as a function of the p_T of the photon is shown in Fig. 2. The measurement is performed in four different kinematic regions defined by central (forward) jets and same and opposite sign photon and jet rapidities. Data are compared to theoretical predictions obtained from JETPHOX with CTEQ6.5M PDFs and BFGII fragmentation functions. The scales have been chosen to be $\mu_{R,F,f} = p_T^\gamma f(y^*)$ with $f(y^*) = \sqrt{1 + \exp(2|y^*|)}/2$ and $y^* = 0.5(y^\gamma - y^{\text{jet}})$. Non-PQCD effects were considered to be negligible. As shown in Fig. 2, the predictions do not describe the shape of the data for the whole measured range, especially for $|y^{\text{jet}}| < 0.8$ and $p_T^\gamma > 100$ GeV/c and for $1.5 < |y^{\text{jet}}| < 2.5$, $y^\gamma \cdot y^{\text{jet}} < 0$ and $p_T^\gamma < 50$ GeV/c, where the difference in shape is similar to those observed in previous inclusive photon measurements¹. The comparison to predictions with different PDFs⁷ leads to similar conclusions.

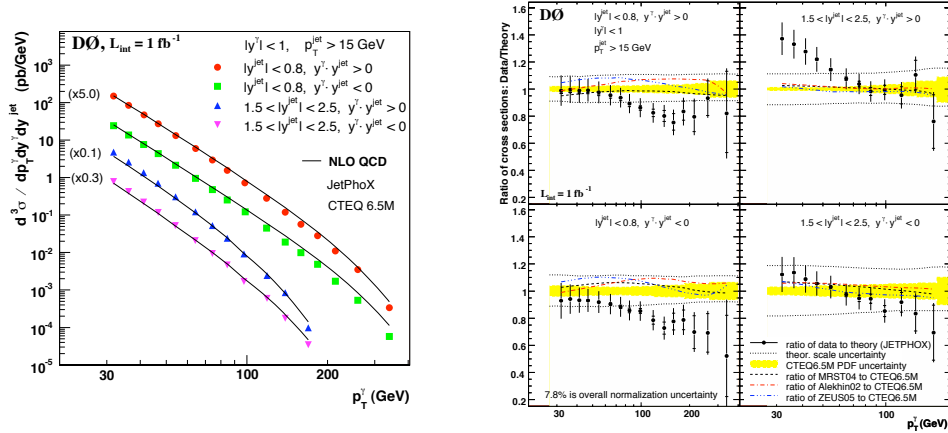


Figure 2: The measured cross section as a function of the photon transverse momentum for the four different kinematic regions (left). For presentation purposes, the cross section result for central jets and $y^{jet} \cdot y^\gamma > 0$ and for forward jets with $y^{jet} \cdot y^\gamma > 0$ and $y^{jet} \cdot y^\gamma < 0$ are scaled by factors of 5, 0.1, and 0.3 respectively. The corresponding ratios to the theory predictions *vs* the p_T of the photon, for each measured interval, are shown in the right.

4 Photon plus heavy flavor jet cross section

The differential cross section for the processes $\gamma + b + X$ and $\gamma + c + X$ has been measured with 1.02 fb^{-1} of data collected by the DØ detector⁸. Photons are subjected to the same selection as in Section 3, and jets are reconstructed with a midpoint cone algorithm with $R = 0.5$. The jets are required to have $|y^{jet}| < 0.8$ and $p_T^{jet} > 15 \text{ GeV}/c$. The leading jet must have at least two tracks associated with hits in the silicon microstrip tracker for the heavy flavor tagging. The b and c jets are identified by using the longer lifetime of the B and D hadrons in a dedicated NN, with an efficiency of 55-62% for b jets and of 11-12% for c jets. The background from light meson decays is statistically subtracted using a NN. The fractional contribution of b and c jets is determined by fitting $P_{HF-jet} = -\ln \prod_i P_{tracks}^i$ templates to the data, where P_{tracks}^i is the probability that a track originates from the primary vertex. The templates for b and c jets are obtained from MC, and the light jet templates come from a data sample enriched with light jets.

The cross section is measured as a function of the photon transverse momentum for two different kinematical regions defined by $y^\gamma \cdot y^{jet} > 0$ and $y^\gamma \cdot y^{jet} < 0$, and is shown in Fig. 3 for $\gamma + b + X$ and $\gamma + c + X$. The result is compared to NLO pQCD predictions with CTEQ6.6M PDFs and $\mu_{R,F,f} = 0.5 p_T^\gamma$. These predictions have been corrected for parton-to-hadron fragmentation effects by 7.5% (3%) in the b (c) jet cross section for low p_T^γ and by 1% in both predictions at high p_T^γ . Data and theory agree for the $\gamma + b + X$ in the whole measured range. For the $\gamma + c + X$ cross section, the theory does not describe the shape nor the normalization observed in the data for $p_T^\gamma > 50 \text{ GeV}/c$. Data are also compared to predictions including two models with intrinsic charm parametrizations in the CTEQ6.6M PDF⁹. Both models do not describe the cross section. The observed difference in the shape could be due to an underestimation of the $g \rightarrow Q\bar{Q}$ splitting in the theory, which becomes dominant at high p_T^γ ¹⁰.

5 Summary

The cross section for inclusive isolated prompt photons, photon + jet and photon produced in association to a heavy flavor jet have been measured at the Tevatron, with $\sqrt{s} = 1.96 \text{ TeV}$ and

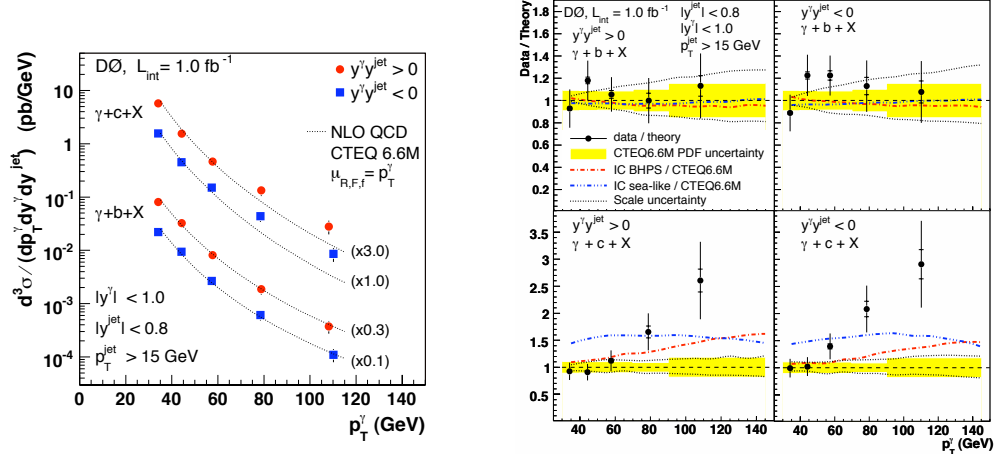


Figure 3: The measured $\gamma + b + X$ and $\gamma + c + X$ cross sections as a function of the photon transverse momentum for the different kinematic regions (left). The ratios to the theory predictions *vs* the p_T of the photon, for each measured cross section, are shown in the right.

with luminosities that range from 1.02 fb^{-1} to 2.5 fb^{-1} . The cross sections are compared to theoretical predictions, providing a test of the pQCD theory up to 6 orders of magnitude. The measured cross section agrees with the theory except for $p_T^\gamma < 40 \text{ GeV}/c$, where data and theory shapes differ in a similar manner as that observed in previous measurements. The photon + jet cross section has been measured for four different kinematical regions, resulting in similar shapes as in the inclusive measurement. The theory is not able to describe the measurement in the whole measured range, especially for $|y^{jet}| < 0.8$ and $p_T^\gamma > 100 \text{ GeV}/c$ and for $1.5 < |y^{jet}| < 2.5$, $y^\gamma \cdot y^{jet} < 0$ and $p_T^\gamma < 50 \text{ GeV}/c$. First measurements on $\gamma + b + X$ and $\gamma + c + X$ cross sections have been presented. Good agreement is observed in the case of b jets, while theory is below the data in the c jet cross section for $p_T^\gamma > 50 \text{ GeV}/c$.

Acknowledgments

I would like to thanks to the organization committee for the invitation and for opportunity to participate in this Conference.

References

1. J. Alliti *et al.* (UA2 Collaboration), Phys. Lett.**B** 263 544 (1991);
V.M. Abazov *et al* (DØ Collaboration), Phys. Rev. Lett.**87**, 251805 (2001);
D. Acosta *et al* (CDF Collaboration), Phys. Rev. **D65**, 112003 (2002).
2. P. Aurenche, M. Fontannaz, J.P. Guillet and E. Pilon, JHEP**0205**, 028 (2002).
3. CTEQ Collaboration, Phys. Rev. **D51**, 4763-4782 (1995).
4. L. Bourhis, M. Fontannaz and J. Ph. Guillet, Eur. Phys. J. **C2**, 529-537 (1998).
5. R. Field, FERMILAB-PUB-06-408-E (2006).
6. V.M. Abazov *et al.* (DØ Collaboration), Phys. Lett. **B666**, 2435 (2008).
7. S. Alekin, Phys. Rev. **D68**, 014002 (2003);
A. D. Martin *et al.*, Phys. Lett. **B604**, 61 (2004).
8. V.M. Abazov *et al.* (DØ Collaboration), arXiv:hep-ex/0901.0739 (2008).
9. J. Pumplin *et al.*, Phys. Rev. **D75**, 054029 (2007).
10. C. Amsler, Phys. Lett. **B1** (2008).