

# About possible contribution of intrinsic charm component to inclusive spectra of charmed mesons

**E. V. Bugaev and P. A. Klimai**

Institute for Nuclear Research, Russian Academy of Sciences, 60th October Anniversary Prospect 7a, 117312 Moscow, Russia

E-mail: pklimai@gmail.com

**Abstract.** We calculate differential energy spectra ( $x_F$ -distributions) of charmed particles produced in proton-nucleus collisions, assuming the existence of intrinsic heavy quark components in the proton wave function. For the calculation, the recently proposed factorization scheme is used, based on the Color Glass Condensate theory and specially suited for predictions of a production of particles with large rapidities. It is argued that the intrinsic charm component can, if it exists, dominate in a sum of two components, intrinsic + extrinsic, of the inclusive spectrum of charmed particles produced in proton-nucleus collisions at high energies, in the region of medium  $x_F$ ,  $0.15 < x_F < 0.7$ , and can give noticeable contribution to atmospheric fluxes of prompt muons and neutrinos.

PACS numbers: 13.85.Tp, 14.40.Lb

Submitted to: *J. Phys. G: Nucl. Phys.*

## 1. Introduction

According to the usual assumption, heavy quark partons in the nucleon are radiatively generated, i.e., they appear only as a result of QCD evolution which starts from a null value at a scale of approximately the corresponding quark mass. There are two reasons, at least, for this assumption: *i*) if quark mass is large enough, the partonic probability distribution function (PDF) is perturbatively calculable and *ii*) up to now, exact experimental constraints on these PDFs are absent.

The mass of charm quark ( $\sim 1.3$  GeV) lies in between the soft and hard scales, so, the standard method of PDF's calculation is not well justified. Besides, from a theoretical point of view the existence of an "intrinsic charm" (IC) component of the nucleon is not forbidden. Many nonperturbative models (the light-cone models [1, 2], the meson cloud picture [3, 4], the MIT bag model [5],  $SU(4)$  quark model [6], etc.) predict such a component at an energy scale comparable to mass of charm quark  $m_c$ .

In the present paper we use the predictions of the specific light-cone model developed in [1] ("BHPS model"). In [1] the PDF of charm quarks from the 5-quark component  $uudc\bar{c}$  in the proton is calculated. The  $uudc\bar{c}$ -Fock state arises in QCD not only from gluon splitting which is included in DGLAP evolution, but also from diagrams in which the heavy quark pair is multi-connected to the valence constituents. The latter components are called intrinsic charm Fock components. It was originally suggested in [1] that there is  $\sim 1\%$  probability of IC Fock states in the nucleon. The materialization of the IC Fock state (after its interaction with the target) leads to the production of open-charm states such as scalar mesons  $D^+(c\bar{d})$ ,  $D^0(c\bar{u})$ , or vector mesons  $D^{*+}$  at large values of Feynman variable  $x_F$ . This may happen either through the coalescence of the valence and heavy quarks of the same rapidity, or through hadronization of the produced heavy quarks. In the present paper we do not consider the process of the coalescence (and the corresponding leading particle effect) and assume that quarks of  $c\bar{c}$ -pair fragment into hadrons independently of each other.

The  $x$ -dependence for the PDF predicted by the BHPS model is

$$f_c(x, \mu_0) = f_{\bar{c}}(x, \mu_0) = Ax^2 \left[ 6x(1+x) \ln x + (1-x)(1+10x+x^2) \right]. \quad (1)$$

Here,  $\mu_0$  is the starting value for the factorization scale,  $\mu_0 = m_c$ . The normalization constant  $A$  is a variable parameter of the model. The magnitude of IC can be characterized by the momentum fraction carried by  $c + \bar{c}$ ,

$$\langle x \rangle_{c+\bar{c}} = \int_0^1 x [f_c(x, \mu) + f_{\bar{c}}(x, \mu)] dx. \quad (2)$$

The global QCD analysis [9] rules out the possibility of an IC component with the momentum fraction  $\langle x \rangle_{c+\bar{c}}$  much larger 0.02 (for  $\mu = \mu_0 = m_c$ ).

From a point of view of QCD, it is natural to expect that a contribution of heavy quark component in hadron's wave function cannot be large, due to a suppression by the power of heavy quark mass squared. However, it is possible that this suppression is compensated by sufficiently strong nonperturbative gluon fields in the nucleon (see, e.g.,

[7]). It had been shown in [8] using the technique of heavy quark mass expansion, that the intrinsic charm contribution to the nucleon momentum,  $\langle x \rangle_{c+\bar{c}}$ , at the scale  $\mu \approx m_c$ , is proportional to the (unknown) factor  $\Lambda$  (which is determined by the matrix elements of gluon operators) whose value can be obtained using nonperturbative methods in QCD (e.g., a theory of instanton vacuum). If  $\Lambda$  is of order of typical strong interaction scale,  $\Lambda \sim 1$  GeV, then, according to [8], the prediction is

$$\langle x \rangle_{c+\bar{c}} = \text{few} \times 10^{-3}, \quad (3)$$

that is quite similar with the suggestion of [1].

We consider also, as a second example, the phenomenological model [9], in which the shape of the charm PDF is sea-like, i.e., similar to that of the light flavor sea quarks (except for normalization). Namely, for this case [9]

$$f_c(x, \mu_0) = f_{\bar{c}}(x, \mu_0) \sim f_{\bar{d}}(x, m_c) + f_{\bar{u}}(x, m_c). \quad (4)$$

It is very important, for high energy cosmic ray physics, that the heavy constituents of an intrinsic heavy quark state, such as  $|uudc\bar{c}\rangle$ , usually carry the largest fraction of the nucleon's momentum. This can easily be shown in the context of light-cone models, where contributions of high-mass Fock states (to probability distributions, for example) are suppressed only by energy denominator factor [10]

$$S = \left[ \sum_{j=1}^N \frac{p_{j\perp}^2 + m_j^2}{x_j} - m_p^2 \right]^{-2}. \quad (5)$$

Here,  $j$  is a constituent number,  $x_j = p_j^{(+)} / p_p^{(+)}$  are the light-cone momentum fractions,  $p^{(+)} \equiv (p^{(0)} + p^{(3)}) / \sqrt{2}$ ,  $p^{(0)}$  is a particle's energy and  $p^{(3)}$  is its longitudinal momentum (i.e., the momentum in a direction of the parent nucleon). Evidently, if  $m_j$  is large, the value of  $x_j$  should also be large, for far off-shell configurations not to be too suppressed.

In two recent works [11, 12] the problem of a search of intrinsic charm was again considered in connection with experiments at RHIC, LHC and Tevatron. These authors argue that the hypothesis of intrinsic charm can be checked in these experiments (studying the resulting transverse momentum spectra of charmed mesons). In the present paper we calculate inclusive distributions of charmed mesons ( $x_F$ -spectra) produced in  $p - A_{\text{air}}$  collisions at high energies, using the mechanism proposed in [11] (based on the CGC formalism).

## 2. Hadron production in the forward region and CGC

We are interested in heavy meson production in  $pA$ -collisions at very high energies and, what is most essential, at the projectile fragmentation region, i.e., at forward rapidities. In the forward rapidity region the Bjorken  $x$  of the target nucleus has its lowest possible value for a given  $\sqrt{s}$  whereas the Bjorken  $x$  of the projectile is large (close to unity). Rescatterings of the projectile's quarks in a target are quite substantial. It had been shown in [13, 14] that a particle production in  $p$ -nucleus collisions at high energies and forward rapidities can be expressed through the cross section of a multiple scattering

of a quark from the target nucleus which is treated as a Color Glass Condensate. In this approach the projectile proton is considered as a collection of quarks and gluons (according to the parton model), and the standard DGLAP evolution and collinear factorization are employed. The resulting formula [15] for a single-inclusive charm production in  $pA$  collision is

$$\frac{dN}{dyd^2p_\perp}(pA \rightarrow DX) = \frac{1}{(2\pi)^2} \int_{x_F}^1 dx_p \frac{x_p}{x_F} \times \\ \times f_{c/p}(x_p, Q^2) N_F\left(\frac{x_p}{x_F} p_\perp, x_A\right) D_{D/c}\left(\frac{x_F}{x_p}, Q^2\right). \quad (6)$$

Here,  $p_\perp$ ,  $y$ ,  $x_F$  are the transverse momentum, rapidity and Feynman  $x$  of the produced  $D$  meson, respectively. The variable  $x_p$  is a momentum fraction of the charm quark of the projectile,  $x_A$  is a momentum fraction of the target parton. The connection between  $x_A$  and  $x_p$  is

$$x_A = \frac{x_p(p_\perp^2 + m_D^2)}{x_F^2 s} = x_p e^{-2y}, \quad (7)$$

and the rapidity is connected with  $x_F$ ,  $p_\perp$  by the formula

$$x_F = \frac{\sqrt{p_\perp^2 + m_D^2}}{\sqrt{s}} e^y. \quad (8)$$

One can see from (7) and (8) that at large rapidities the  $x_A$ -values are small while  $x_p$  is large.

The functions  $f_{c/p}(x_p, Q^2)$  and  $D_{D/c}(z, Q^2)$  are the proton charm PDF and the charm fragmentation function into  $D$  mesons, respectively. The factorization scale  $Q^2$  is taken to be equal to  $p_\perp^2$ . At last, the function  $N_F(q_\perp, x_A)$  is equal to an imaginary part of the quark-antiquark dipole-nucleus forward scattering amplitude,  $q_\perp \equiv \frac{x_p}{x_F} p_\perp$ . This amplitude can be modelled by the following expression [16]:

$$N_F(q_\perp, x_A) \equiv \int d^2r_\perp e^{i\vec{q}_\perp \vec{r}_\perp} \left[ 1 - \exp\left(-\frac{1}{4} (r_\perp^2 Q_s^2(x_A))^{\gamma(q_\perp, x_A)}\right) \right]. \quad (9)$$

Here,  $r_\perp$  is the transverse size of the dipole,  $Q_s(x)$  is the saturation scale (see, e.g., [17] for a definition of  $Q_s$ ), parameterized by the simple formula

$$\frac{Q_s^2(x)}{1 \text{ GeV}^2} = \frac{N_c^2 - 1}{2N_c^2} \left(\frac{x_0}{x}\right)^\lambda A^{1/3}, \quad (10)$$

$x_0 \cong 3 \times 10^{-4}$ ,  $\lambda \cong 0.3$ ,  $N_c$  is a number of colours ( $N_c = 3$ ). For the ‘‘anomalous dimension’’ factor  $\gamma(q_\perp, x_A)$  (which enters Eq. (9) due to quantum evolution in the Color Glass Condensate), we use the parametrization from [18]:

$$\gamma(w) = \gamma_1 + (1 - \gamma_1) \frac{w^a - 1}{(w^a - 1) + b}, \quad (11)$$

where

$$w = \frac{q_\perp}{Q_s(x_A)}, \quad (12)$$

and  $a = 2.82$ ,  $b = 168$ ,  $\gamma_1 = 0.628$ . These parameters were fitted to the data of the RHIC experiment [19] where deuteron-gold collisions at forward rapidity (i.e., at the fragmentation region of the projectile) were studied. One should note that just this region of rapidities is essential for calculations in cosmic ray physics.

The formula (6) gives the spectrum of produced particles normalized on their average multiplicity in one collision. Correspondingly, on vertical axes of Figs. 1 - 3 we present numbers of produced particles in the  $pA$ -collision, in unit interval of  $x_F$ .

For a calculation of the inclusive cross section one must multiply  $dN$  in (6) on a cross section of the collision, i.e., on a transverse size of the target nucleus. To determine an approximate value of the proportionality coefficient, we note, firstly, that the cross section formula corresponding to Eq. (6) is given by [15, 20]

$$\frac{d\sigma(pA \rightarrow DX)}{dyd^2p_\perp} = \frac{1}{(2\pi)^2} \int_{x_F}^1 dx_p \frac{x_p}{x_F} f_{c/p}(x_p, Q^2) \times \\ \times \int d^2r_\perp e^{i\vec{q}_\perp \vec{r}_\perp} \frac{\sigma_{\text{dip}}(r_\perp, x_A)}{2} \cdot D_{D/c}\left(\frac{x_F}{x_p}, Q^2\right), \quad (13)$$

where  $\sigma_{\text{dip}}$  is the dipole-nucleus cross section which, by optical theorem, is expressed through an imaginary part of the dipole-target forward scattering amplitude (in  $r_\perp$ -representation):

$$\sigma_{\text{dip}}(r_\perp, x) \equiv 2N_F(r_\perp, x). \quad (14)$$

The Fourier-Bessel transformation relates  $N_F(r_\perp, x)$  with the amplitude in  $q_\perp$ -representation, introduced above, in Eq. (9):

$$\int d^2r_\perp e^{i\vec{q}_\perp \vec{r}_\perp} N_F(r_\perp, x) = \\ = 2\pi \int r_\perp dr_\perp J_0(q_\perp r_\perp) N_F(r_\perp, x) \equiv N_F(q_\perp, x). \quad (15)$$

For the estimate of the proportionality coefficient, we use, for simplicity, the quasiclassical approximation, in which anomalous dimension factor,  $\gamma(q_\perp, x)$ , is equal to 1. The approximate expression for the dipole cross section can be written as [21]

$$\sigma_{\text{dip}}(r_\perp, x) = \sigma_0 \left[ 1 - \exp\left(-\frac{\pi^2 r_\perp^2 \alpha_s(\mu^2) x G_A(x, \mu^2)}{3\sigma_0}\right) \right], \quad (16)$$

where  $\mu^2 = \mu_0^2 + C/r_\perp^2$ ,  $G_A(x, \mu^2) = AG(x, \mu^2)$  is the gluon density in the nucleus,  $\mu_0^2$ ,  $C$  and  $\sigma_0$  are parameters. The expression (16) agrees, in the limit of small  $r_\perp$ , with the leading twist perturbative QCD result. Using, in the region  $\mu^2 \sim \mu_0^2$ , the definition of the saturation scale  $Q_s$  [17],

$$Q_s^2(x) = 2\pi^2 \frac{1}{N_c} \alpha_s(\mu_0^2) \frac{1}{\pi R_A^2} x G_A(x, \mu_0^2), \quad (17)$$

the exponent in (16) can be rewritten in the form of (9) (with  $\gamma \rightarrow 1$ ), if  $\sigma_0 = 2\pi R_A^2$ . One can easily check that the Eq. (17) is not in contradiction with the parametrization of Eq. (10) because one has, approximately,

$$xG_A(x) \sim Ax^{-\lambda}, \quad R_A^2 \sim A^{2/3}. \quad (18)$$

Finally, it follows from these considerations that the coefficient, connecting  $d\sigma$  and  $dN$ , is approximately equal to  $\frac{\sigma_0}{2} = \pi R_A^2$ . It is known [21] that, for a dipole-nucleon cross section, the value of  $\sigma_0$  in Eq. (16) is equal to  $\sim 20$  mb. This value must be scaled according to the transverse area of the target nucleus. For the nucleus one has  $R_A \approx 1.3A^{1/3}$  fm, and for the nucleon one has  $R_N \approx 0.8$  fm.

For the numerical calculations in the present paper we used the value of  $A$  equal to 14 having in mind that this value is close to the average atomic number of the nuclei in atmosphere. For  $A = 14$  the proportionality coefficient is

$$\frac{\sigma_0}{2} = \pi R_A^2 \approx 300 \text{mb}. \quad (19)$$

### 3. Results and discussions

For the concrete calculations we used the charm PDFs presented in [9]. Authors of [9] used for the presentation of PDFs at different values of the factorization scale the results of CTEQ group [22, 9]. For BHPS model, it was assumed, in the present paper, that the charm content of the proton is on the maximal level,  $\langle x \rangle_{c+\bar{c}} = 0.02$ . The same is for the sea-like IC model:  $\langle x \rangle_{c+\bar{c}} = 0.024$ .

For applications in cosmic ray physics (in particular, for calculations of atmospheric spectra of leptons (see, e.g., [23, 24])) we need the dependence of  $dN/dx_F$  on  $x_F$ , so, we integrate (6) on  $p_\perp$  and change the variables, using the relation

$$\frac{dx_F}{dy} = x_F. \quad (20)$$

The results of the calculations are shown in figures 1 - 4.

The  $z$  distributions of the  $c$ -quark fragmentation functions  $D(z, Q^2)$  at their starting scales were assumed to obey the Bowler parametrization [25],

$$D(z, \mu_0) = N_c z^{-(1+\gamma_c^2)} (1-z)^{a_c} e^{-\gamma_c^2/z}, \quad (21)$$

with three parameters  $N_c$ ,  $a_c$ ,  $\gamma_c$ . In the present paper we did not calculate the DGLAP evolution of fragmentation functions, and use (21) for all values of  $\mu$ .

The concrete values of the parameters  $N_c$ ,  $a_c$ ,  $\gamma_c$  were taken from the work [26], in which the nonperturbative fragmentation functions for  $D$ -mesons had been obtained by fitting experimental data on single-hadron inclusive production in  $e^+e^-$ -annihilation obtained by Belle, CLEO, ALEPH and OPAL collaborations.

In figure 1 the inclusive spectra of  $D^0$ -mesons for several values of cms-energy are shown (for BHPS model). It is seen that the steepness of the spectra strongly varies with  $x_F$ : the relatively flat region ends at  $x_F \sim 0.5 \div 0.6$ . Figure 2, where the comparison of the BHPS and sea-like models results is given, shows that the form of  $x_F$ -spectrum is strongly model-dependent. Figure 3 shows that the  $x_F$ -spectra for different charmed mesons are quite similar: the slight difference is connected, evidently, with the corresponding difference in PDFs of light sea antiquarks in the nucleon.

Inclusive cross sections of charmed mesons had been calculated in many works. We compare our results with the corresponding results of the most recent works [27, 28].

Authors of [27, 28] calculated the cross sections of inclusive  $c\bar{c}$ -pair production using the colour dipole-model approach [29, 30, 31] (and extrinsic charm). The results of [27] and [28] are quite similar; we compare our curves for  $E_p = 10^9$  GeV and  $E_p = 3.5 \times 10^4$  GeV (for BHPS model) with the corresponding curves of [27] (see figure 4). For this comparison we multiply our curves for  $dN/dx_F$  on  $2 \cdot \pi R_A^2 \approx 600$  mb. The coefficient 2 takes into account, approximately, the contribution of other  $D$ -mesons ( $D^+$  and  $D^{*+}$ ). Figure 4 shows that the contribution of the intrinsic charm component can be relatively large and, in particular, sufficient for applications in cosmic-ray experiments.

It follows from figure 4 that in the tail region,  $x_F > 0.7$ , our curves are even steeper than those of [27], in spite of their "intrinsic" origin. One must bear in mind, however, that in the present paper inclusive spectra of charmed hadrons rather than  $c\bar{c}$  pairs are calculated. Naturally, a taking into account of the fragmentation of  $c$  quarks into hadrons leads to additional steepening of  $x_F$ -spectra.

## Acknowledgments

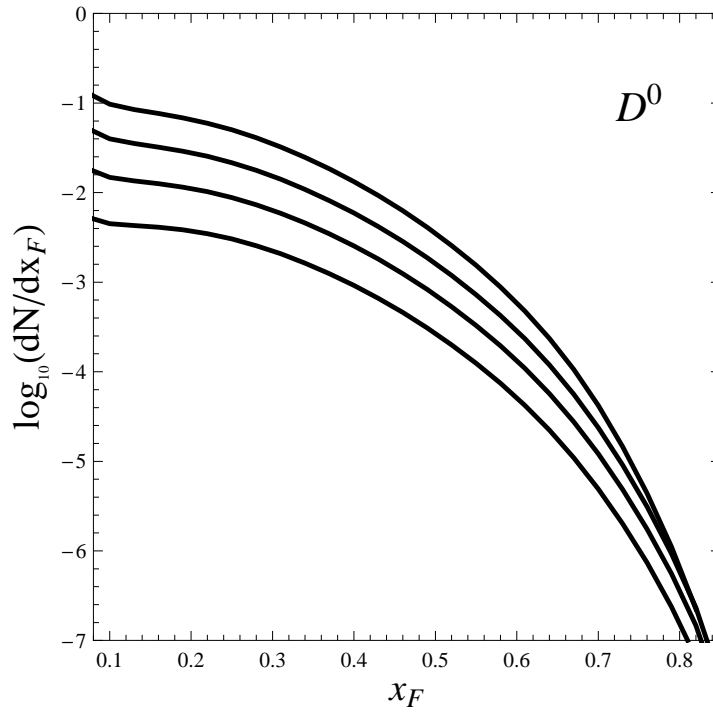
The work was supported by Federal Agency for Science and Innovation under state contract 02.740.11.5092.

## References

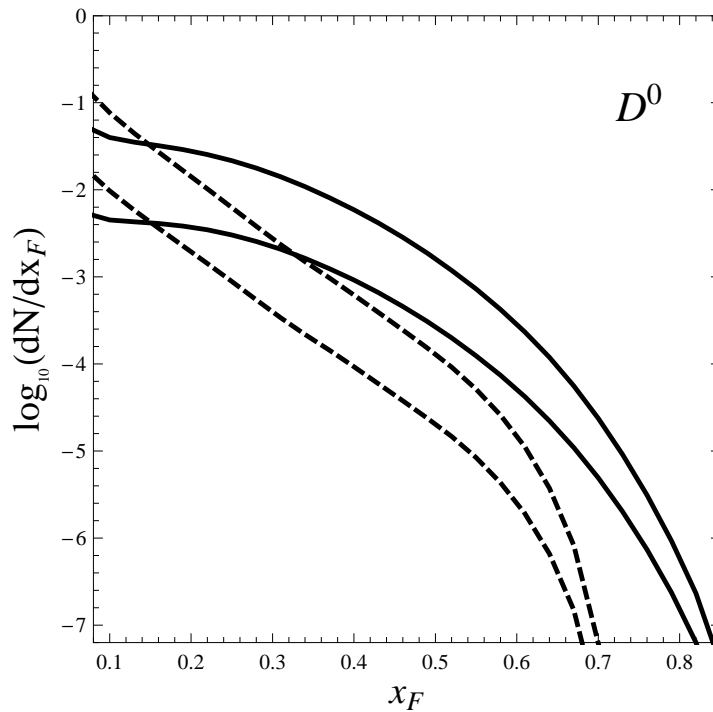
- [1] Brodsky S J, Hoyer P, Peterson C and Sakai N 1980 *Phys. Lett. B* **93** 451
- [2] Brodsky S J, Peterson C and Sakai N 1981 *Phys. Rev. D* **23** 2745
- [3] Navarra F S, Nielsen M, Nunes C A A and Teixeira M 1996 *Phys. Rev. D* **54** 842 (arXiv:hep-ph/9504388)
- [4] Paiva S, Nielsen M, Navarra F S, Duraes F O and Barz L L 1998 *Mod. Phys. Lett. A* **13** 2715 (arXiv:hep-ph/9610310)
- [5] Donoghue J F and Golowich E 1977 *Phys. Rev. D* **15** 3421
- [6] Song X 2002 *Phys. Rev. D* **65** 114022 (arXiv:hep-ph/0111129)
- [7] Blotz A and Shuryak E V 1998 *Phys. Lett. B* **439** 415 (arXiv:hep-ph/9710544)
- [8] Franz M, Polyakov M V and Goeke K 2000 *Phys. Rev. D* **62** 074024 (arXiv:hep-ph/0002240)
- [9] Pumplin J, Lai H L and Tung W K 2007 *Phys. Rev. D* **75** 054029 (arXiv:hep-ph/0701220)
- [10] Pumplin J 2006 *Phys. Rev. D* **73** 114015 (arXiv:hep-ph/0508184)
- [11] Goncalves V P, Navarra F S, and Ullrich T 2008 arXiv:0805.0810 [hep-ph]
- [12] Kniehl B A, Kramer G, Schienbein I and Spiesberger H 2009 arXiv:0901.4130 [hep-ph]
- [13] Dumitru A and Jalilian-Marian J 2002 *Phys. Rev. Lett.* **89** 022301 (arXiv:hep-ph/0204028)
- [14] Gelis F and Jalilian-Marian J 2002 *Phys. Rev. D* **66** 014021 (arXiv:hep-ph/0205037)
- [15] Dumitru A, Hayashigaki A and Jalilian-Marian J 2006 *Nucl. Phys. A* **765** 464 (arXiv:hep-ph/0506308)
- [16] Kharzeev D, Kovchegov Y V and Tuchin K 2004 *Phys. Lett. B* **599** 23 (arXiv:hep-ph/0405045)
- [17] Iancu E and Venugopalan R 2003 arXiv:hep-ph/0303204
- [18] Boer D, Utermann A and Wessels E 2008 *Phys. Rev. D* **77** 054014 (arXiv:0711.4312 [hep-ph])
- [19] Arsene I, Bearden I G, Beavis D *et al* [BRAHMS Collaboration] 2004 *Phys. Rev. Lett.* **93** 242303 (arXiv:nucl-ex/0403005)
- [20] Gelis F and Jalilian-Marian J 2003 *Phys. Rev. D* **67** 074019 (arXiv:hep-ph/0211363)
- [21] Bartels J, Golec-Biernat K J and Kowalski H 2002 *Phys. Rev. D* **66** 014001 (arXiv:hep-ph/0203258)

- [22] Nadolsky P M *et al.* 2008 *Phys. Rev. D* **78** 013004 (arXiv:0802.0007 [hep-ph])
- [23] Bugaev E V, Naumov V A, Sinegovsky S I and Zaslavskaya E S 1989 *Nuovo Cim. C* **12** 41
- [24] Bugaev E V, Misaki A, Naumov V A *et al* 1998 *Phys. Rev. D* **58** 054001 (arXiv:hep-ph/9803488)
- [25] Bowler M G 1981 *Z. Phys. C* **11** 169
- [26] Kneesch T, Kniehl B A, Kramer G and Schienbein I 2008 *Nucl. Phys. B* **799** 34 (arXiv:0712.0481 [hep-ph])
- [27] Goncalves V P and Machado M V T 2007 *JHEP* **0704** 028 (arXiv:hep-ph/0607125)
- [28] Enberg R, Reno M H and Sarcevic I 2008 *Phys. Rev. D* **78** 043005 (arXiv:0806.0418 [hep-ph])
- [29] Nikolaev N N, Piller G and Zakharov B G 1996 *Z. Phys. A* **354** 99 (arXiv:hep-ph/9511384)
- [30] Raufeisen J and Peng J C 2003 *Phys. Rev. D* **67** 054008 (arXiv:hep-ph/0211422)
- [31] Kopeliovich B Z and Tarasov A V 2002 *Nucl. Phys. A* **710** 180 (arXiv:hep-ph/0205151)

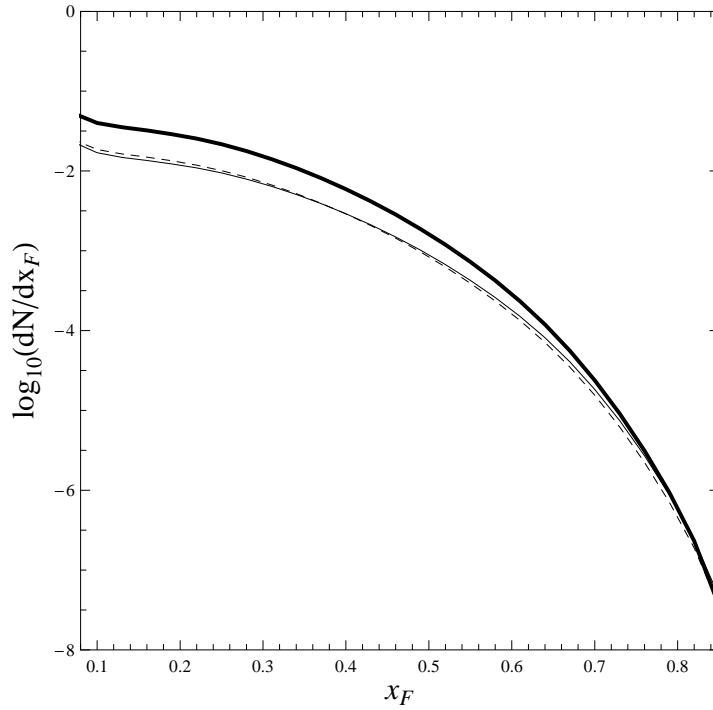




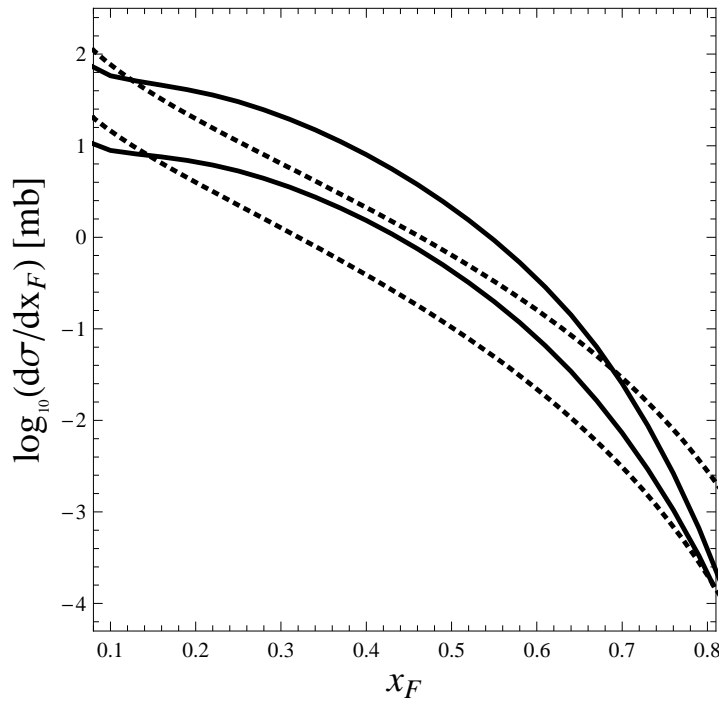
**Figure 1.** The  $x_F$ -spectra for  $D^0$  mesons,  $A = 14$ , for different energies.  $\sqrt{s} = 10^2, 10^3, 10^4, 1.7 \times 10^5$  GeV (from bottom to top).



**Figure 2.** The comparison of  $x_F$ -spectra for BHPS (solid lines) and sea-like (dashed lines) models, for two energies,  $\sqrt{s} = 10^2$  and  $10^4$  GeV ( $A = 14$ ).



**Figure 3.** The comparison of  $x_F$ -spectra for different  $D$ -mesons, for  $\sqrt{s} = 10^4$  GeV and  $A = 14$ . Thick solid curve is for  $D^0$ , dashed curve - for  $D^+$ , thin solid curve is for  $D^{*+}$ .



**Figure 4.** The comparison of the present results (solid lines) with the results of [27] (dashed lines), for  $E_p = 10^9$  GeV (upper curves) and  $3.5 \times 10^4$  GeV (lower curves) ( $A = 14$ ).