

Exact corrections for finite-time drift and diffusion coefficients

C. Anteneodo* and R. Riera†

*Department of Physics, PUC-Rio and National Institute
of Science and Technology for Complex Systems,
CP 38071, 22452-970, Rio de Janeiro, Brazil*

Abstract

Real data are constrained to finite sampling rates, which calls for a suitable mathematical description of the corrections to the finite-time estimations of the dynamic equations. Often in the literature, lower order discrete time approximations of the modeling diffusion processes are considered. On the other hand, there is a lack of simple estimating procedures based on higher order approximations. For standard diffusion models, that include additive and multiplicative noise components, we obtain the exact corrections to the empirical finite-time drift and diffusion coefficients, based on Itô-Taylor expansions. These results allow to reconstruct the real hidden coefficients from the empirical estimates. We also derive higher-order finite-time expressions for the third and fourth conditional moments, that furnish extra theoretical checks for that class of diffusive models. The theoretical predictions are compared with the numerical outcomes of some representative artificial time-series.

PACS numbers: 05.10.Gg, 05.40.-a, 02.50.Ey,

*Electronic address: celia@fis.puc-rio.br

†Electronic address: rrif@fis.puc-rio.br

I. INTRODUCTION

Many fluctuating random phenomena, including turbulent diffusion, polymer dynamics or asset price evolution, can be modeled by an univariate Itô-stochastic differential equation (SDE) of the form bellow, characterizing a diffusive model:

$$dX_t = D_1(X_t)dt + \sqrt{2D_2(X_t)}dW_t, \quad (1)$$

where W_t is a Wiener process, $D_1(X_t)$ is the coefficient of the slowly varying component (called drift coefficient) and $D_2(X_t)$ is the coefficient of the rapid one (called diffusion coefficient).

For sufficiently smooth and bounded drift and diffusion coefficients, the associated probability density function (PDF) $P(x, t) \equiv P(X_t = x, t)$ is governed by the corresponding Fokker-Planck equation [1]

$$\partial_t P(x, t) = -\partial_x [D_1(x)P(x, t)] + \partial_{xx} [D_2(x)P(x, t)]. \quad (2)$$

Here, we are concerned with the empirical access to unknown drift and diffusion coefficients of stochastic processes. For an ideal time series X_t generated by Eq. (1) and sampled with a sufficiently high resolution on a long time period, the original coefficients can be perfectly reconstructed. For stationary processes, the coefficients $D_k(x)$, with $k = 1, 2$ can be directly estimated from the conditional moments [1] as:

$$D_k(x) = \lim_{\tau \rightarrow 0} \tilde{D}_k(x, \tau), \quad (3)$$

where

$$\tilde{D}_k(x, \tau) = \frac{1}{\tau k!} \langle [X_{t+\tau} - X_t]^k \rangle |_{X_t=x}, \quad (4)$$

with $\langle \dots \rangle$ denoting statistical average and $|_{X_t=x}$ meaning that at time t the stochastic variable assumes the value x .

Conversely, for general Markovian stochastic processes, the time evolution of PDFs is governed by a generalization of Eq. (2), namely

$$\partial_t P(x, t) = \sum_{k \geq 0} (-\partial_x)^k [D_k(x)P(x, t)]. \quad (5)$$

with coefficients $D_k(x)$ given by Eqs. (3)-(4), for any integer $k \geq 1$. For diffusive processes, Eq. (5) reduces to Eq. (2). Therefore, processes governed by the Itô-Langevin Eq. (1) must

furnish null coefficients \tilde{D}_k , for $k \geq 3$. Pawula theorem [1] simplifies this task by stating that if D_4 is null, all other coefficients with $k \geq 3$ are null as well. The coefficient D_4 is then a key coefficient to be investigated, in order to establish the validity of the modeling of data series by Eq. (1)-(2).

However, due to the finite sampling rate of real data, numerical estimations of \tilde{D}_k can not always be straightforwardly extrapolated to the limit $\tau \rightarrow 0$ in Eq. (3). In such cases, one accesses only the finite- τ estimation of the coefficients given by Eq. (4), which may significantly differ from the true coefficients D_k . This is specially relevant when τ is large compared to the characteristic timescales of the process.

Some authors [2] have introduced finite sampling rate corrections to the coefficients $D_1(x, \tau)$ and $D_2(x, \tau)$, by deriving expansions for the conditional moments up to some specified low order of τ , directly from the Fokker-Planck equations. Applications of this approach have already been implemented for those coefficients up to second order [3]. The error in the finite- τ estimated coefficients \tilde{D}_k can also be derived from the stochastic Itô-Taylor expansion [4] of the integrated form of Eq. (1). Within this line, the first order expansion of drift and diffusion coefficients was recently presented in Ref. [5]. However, low order corrections may be inappropriate when the convergence of the limit in Eq. (3) is slow [2, 6]. Moreover, there is no *a priori* knowledge of whether the sampling rate is fine enough to justify the use of the lowest order approximation.

In the present work, we investigate those issues for diffusion models defined by Eq. (1) with linear drift coefficient, namely, $D_1(x) = -a_1x$, representing an harmonic restoring mechanism, and quadratic state-dependent diffusion coefficient, namely, $D_2(x) = b_0 + b_2x^2$. This class encompasses some of the most common models of the theoretical literature. In fact, this equation is frequently found in a diversity of processes, from turbulence to finance [7, 8]. Moreover, the obtained results are also valid for another class of SDEs with additive-multiplicative noises [9, 10], given by

$$dX_t = -a_1X_tdt + \sqrt{2b_0}dW_t + \sqrt{2b_2}X_t dW'_t, \quad (6)$$

where W_t, W'_t are uncorrelated Wiener processes.

For discretely sampled data at intervals τ , we will derive, from the stochastic Itô-Taylor expansion, finite- τ expressions for the parameters $\{a_1, b_0, b_2\}$, up to infinite order. These exact expressions will allow us to reconstruct the true drift and diffusion coefficients from

their empirical finite-time estimates. As a corollary, one can determine up to which value of τ a given order of truncation is reliable (within a fixed tolerance), or reciprocally, which is the sufficient order for a given τ .

Furthermore, as empirical estimates suffer from finite- τ effects, one always gets non-null D_4 . Therefore, the evaluation of the corrections for this coefficient is crucial for a suitable probe of the diffusive modeling. In this work, we also derive finite- τ expressions for coefficients D_3 and D_4 , which furnish extra theoretical tests of consistency for the diffusive models considered.

Our theoretical findings are corroborated by the outcomes of exemplary artificial time-series generated by Eq. (1).

II. EXACT CORRECTIONS FOR DRIFT AND DIFFUSION COEFFICIENTS

Let us consider the Itô formula [4], for a given function F of the stochastic variable X_t

$$\begin{aligned} dF &= (\partial_t F + D_1 \partial_X F + D_2 \partial_{XX} F) dt + \sqrt{2D_2} \partial_X F dW \\ &\equiv L^0 F dt + L^1 F dW, \end{aligned} \quad (7)$$

and its integrated form

$$F(X_{t+\tau}) = F(X_t) + \int_t^{t+\tau} L^0 F(X_s) ds + \int_t^{t+\tau} L^1 F(X_s) dW_s. \quad (8)$$

Let τ be the sampling interval of state space observations. By applying Itô formula (8) to the functions $D_1(X_s)$ and $\sqrt{2D_2(X_s)}$ in the integral form of Eq. (1):

$$X_{t+\tau} = X_t + \int_t^{t+\tau} D_1(X_s) ds + \int_t^{t+\tau} \sqrt{2D_2(X_s)} dW_s, \quad (9)$$

one finds

$$\begin{aligned} X_{t+\tau} &= X_t + \int_t^{t+\tau} \left(D_1(X_t) + \int_t^s L^0 D_1(X_{s'}) ds' + \int_t^s L^1 D_1(X_{s'}) dW_{s'} \right) ds \\ &+ \int_t^{t+\tau} \left(\sqrt{2D_2(X_t)} + \int_t^s L^0 \sqrt{2D_2(X_{s'})} ds' + \int_t^s L^1 \sqrt{2D_2(X_{s'})} dW_{s'} \right) dW_s. \end{aligned} \quad (10)$$

After iterated applications of Itô formula, one gets an expression for the increment of the stochastic variable in terms of multiple stochastic integrals [4]:

$$X_{t+\tau} - X_t = \sum_{\alpha_k} c_{\alpha_k}(D_1, D_2) I_{\alpha_k}, \quad (11)$$

where $\alpha_k = (j_1, j_2, \dots, j_k)$, with $j_i = 0, 1$ for all i , $c_{\alpha_k}(D_1, D_2) = L^{j_1} L^{j_2} \dots L^{j_{k-1}} L^{j_k}$ and I_{α_k} are multiple stochastic integrals of the form $I_{\alpha_k} = \int_t^{t+\tau} \int_t^{t+t_k} \int_t^{t+t_{k-1}} \dots \int_t^{t+t_2} dt_1^{j_1} \dots dt_{k-1}^{j_{k-1}} dt_k^{j_k}$, with $dt_i^0 \equiv dt_i$ and $dt_i^1 \equiv dW_i$.

By inserting Eq. (11) into Eq. (4) and performing the averaging, for $k = 1, 2$, we achieve analytical expressions for the finite- τ drift and diffusion coefficients, up to arbitrary order in powers of τ . The resulting expressions preserve the linear and quadratic x -dependence, respectively and can be written as:

$$\begin{aligned}\tilde{D}_1(x, \tau) &= -\tilde{a}_1(\tau)x \\ \tilde{D}_2(x, \tau) &= \tilde{b}_0(\tau) + \tilde{b}_2(\tau)x^2.\end{aligned}\tag{12}$$

Hence, we are led to the theoretical relation between the finite- τ coefficients $\{\tilde{a}_1, \tilde{b}_0, \tilde{b}_2\}$ and the true ones $\{a_1, b_0, b_2\}$, namely,

$$\tilde{a}_1(\tau) = a_1 \sum_{j \geq 0} \frac{[-a_1]^j}{(j+1)!} \tau^j,\tag{13}$$

$$\tilde{b}_0(\tau) = b_0 \sum_{j \geq 0} \frac{[-2(a_1 - b_2)]^j}{(j+1)!} \tau^j,\tag{14}$$

$$\tilde{b}_2(\tau) = \sum_{j \geq 0} \frac{\frac{1}{2}[-2(a_1 - b_2)]^{j+1} - [-a_1]^{j+1}}{(j+1)!} \tau^j.\tag{15}$$

Details of the derivation of Eqs. (13)-(15) can be found in the Appendix.

By restricting the expansions (13)-(15) to some common finite power n , one gets the respective n th-order approximation. This result extends previous findings of first [5] and second [3] order terms.

Notice that Eq. (13) is uncoupled, meaning that the estimated harmonic stiffness \tilde{a}_1 is not affected by the exact noise components. Moreover, from Eq. (15), the estimated multiplicative noise parameter \tilde{b}_2 does not depend on the exact additive noise component.

Summing the series in Eqs. (13)-(15) up to infinite order, and defining $Z \equiv \exp(-a_1\tau)$ and $W \equiv \exp(-2b_2\tau)$, we find the exact finite- τ expressions:

$$\begin{aligned}\tilde{a}_1 &= \frac{1 - Z}{\tau}, \\ \tilde{b}_0 &= \frac{b_0}{a_1 - b_2} \frac{1 - Z^2 W}{2\tau}, \\ \tilde{b}_2 &= \frac{1 - Z}{\tau} - \frac{1 - Z^2 W}{2\tau}.\end{aligned}\tag{16}$$

Notice that $\lim_{\tau \rightarrow 0} \{\tilde{a}_1, \tilde{b}_0, \tilde{b}_2\} = \{a_1, b_0, b_2\}$ holds.

From Eqs. (16), we obtain an invariant relation among the estimated and exact parameters, namely,

$$\frac{\tilde{a}_1 - \tilde{b}_2}{\tilde{b}_0} = \frac{a_1 - b_2}{b_0}. \quad (17)$$

The meaning of this invariance can be drawn, for instance, from the stationary PDF $P^*(x)$ associated to the corresponding Fokker-Planck equation given by Eq. (2). With the present choice of drift and diffusion coefficients, for $a_1, b_0 > 0$, $b_2 \geq 0$, one has:

$$P^*(x) = P_o / [1 + \frac{b_2}{b_0} x^2]^{\frac{a_1}{2b_2} + 1}, \quad (18)$$

with P_o a normalization constant. This solution is of the q -Gaussian form [9], for which, if $a_1 - b_2 > 0$, the variance is finite with value $\sigma^2 = b_0 / (a_1 - b_2)$. Hence, Eq. (17) represents the uphold of the data variance under changes of sampling intervals. For $b_2 = 0$, one recovers the Gaussian stationary solution and its variance relation. Notice also that, from Eqs. (13)-(15), Eq. (17) still holds if one considers partial corrections of the parameters up to any common order n of truncation of the sums.

Let us remark that the results presented in Eqs. (12)-(16) are valid even when the variance is infinite. However, we will deal only with finite variance cases and consider normalized data (with unitary variance), which only implies a rescaling of $b_0 \rightarrow b_0 / \sigma^2$. Then,

$$a_1 = b_0 + b_2. \quad (19)$$

Taking into account the constraint (19), from Eqs. (16), the exact finite- τ expressions are:

$$\tilde{a}_1 = \frac{1 - \exp(-a_1 \tau)}{\tau} \quad (20)$$

$$\tilde{b}_0 = \frac{1 - \exp(-2b_0 \tau)}{2\tau}. \quad (21)$$

Eqs. (20) and (21) can be readily inverted to extract the true parameters from their finite- τ estimates:

$$a_1 = \frac{\ln(1 - \tilde{a}_1 \tau)}{-\tau}, \quad (22)$$

$$b_0 = \frac{\ln(1 - 2\tilde{b}_0 \tau)}{-2\tau}. \quad (23)$$

Notice that $\tilde{a}_1 \tau$ (and also $2\tilde{b}_0 \tau$) can not be greater than unit.

In what follows, we fix the timescale $\tau = 1$. A different choice would simply lead to a rescaling of the parameters $(a_1, b_0, b_2) \rightarrow (\tau a_1, \tau b_0, \tau b_2)$.

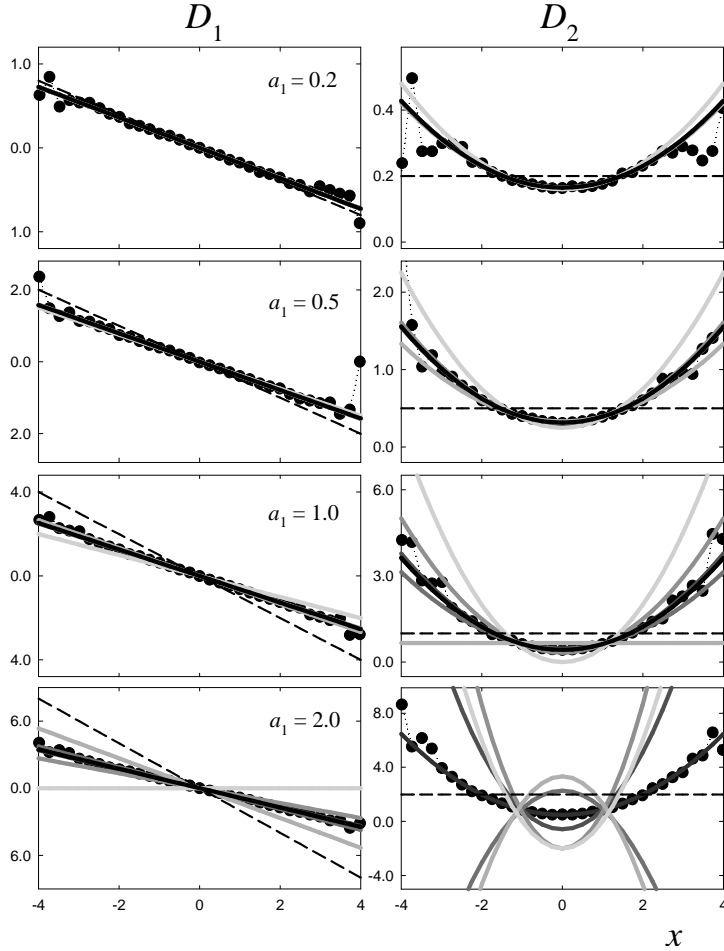


FIG. 1: Drift and diffusion coefficients for the O-U process. Symbols correspond to the numerical computation for artificial series (10^5 data), synthesized with the values of $a_1 = b_0$ ($b_2 = 0$, in accord with constraint (19)) indicated on each panel. Lines represent the coefficients given by Eqs. (12), using the theoretical τ -expansions (13)-(15), at different orders of truncation. The darker the color, the higher the order, from first up to fifth order. The infinite order (exact expression) is represented in thick black lines. The zeroth order, corresponding to the true values, is plotted in dashed lines.

Now we investigate the importance of finite- τ effects for discretely sampled realizations of representative known diffusive processes. To this end, we generated artificial time-series through numerical integration of Eq. (1), by means of an Euler algorithm with timestep

$dt = 10^{-3}$, recording the data at each $1/dt$ timesteps, in accord with our choice $\tau = 1$. Our theoretical results for D_1 and D_2 will be compared to the ones numerically computed from the time-series, through Eq. (4).

The particular case $b_2 = 0$, corresponding to the Orstein-Uhlenbeck (O-U) process and the general case with multiplicative component $b_2 > 0$ will be investigated separately. Fig. 1 shows the results for the artificial series with known values of the parameters $a_1 = b_0$ ($b_2 = 0$), together with our theoretical predictions. The exact theoretical expressions reproduce the numerical (finite-time) outcomes. Comparing the panels in Fig. 1, it is clear that, the larger a_1 , the slower the convergence to the observed coefficients. The results for $a_1 > 1$ also illustrate the entanglement one may find in large- τ measurements, specifically, an oscillatory convergence of \tilde{a}_1 and an alternating signal of \tilde{b}_2 .

In Fig. 2, we plot the numerical computations for artificial time-series together with analytical predictions for $b_2 > 0$. Again, the theoretical approximations present slower convergence as a_1 increases while the exact theoretical expressions agree with finite-time estimates directly obtained from the time-series. Moreover, the actual value of b_2 sets the convergence rate of \tilde{b}_2 .

All these results raise a question about the domain of validity of lower order approximations presented before in the literature. Let us investigate this issue quantitatively. Given \tilde{a}_1 , obtained from numerical (finite-time) evaluation, the exact value of a_1 can be recovered from Eq. (22). Approximate values $a_1^{(n)}$ can be obtained by inversion of Eq. (13) truncated at order n . Figure (3) illustrates $a_1^{(n)}$ as a function of n , for different values of \tilde{a}_1 . Clearly, convergence to the true value a_1 is attained (within a given tolerance), at different orders that depend on the value of \tilde{a}_1 . For instance, for $\tilde{a}_1 > 0.5$, an order larger than two is required. Convergence is faster for smaller \tilde{a}_1 , that is, as soon as $1/\tilde{a}_1$ becomes large compared to the timescale $\tau = 1$. For \tilde{b}_0 we obtained a very similar convergence scheme (not shown). In Refs. [3, 5], the fitness of low order expressions for O-U processes results from the particular employment of $\tilde{a}_1\tau < 0.5$. However, this may not be the case when dealing with generic empirical data.

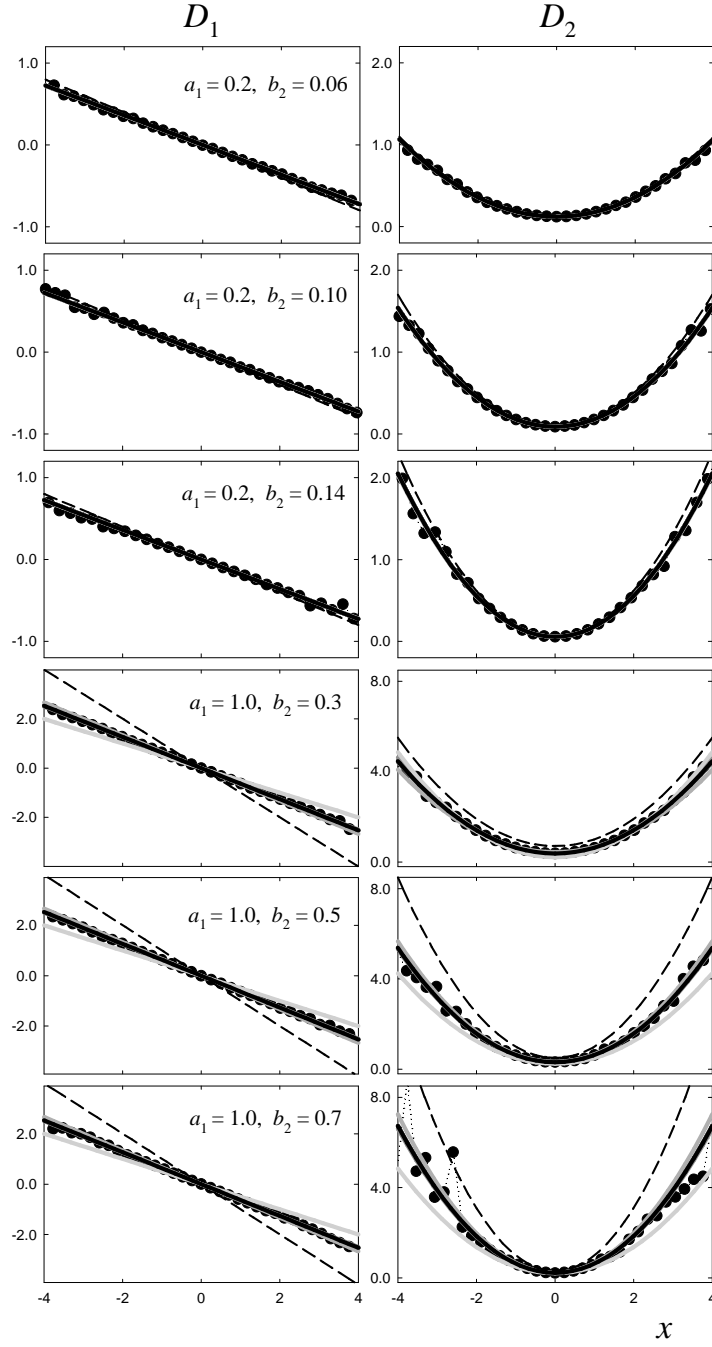


FIG. 2: Drift and diffusion coefficients for the general process with multiplicative noise. Symbols correspond to the numerical computation for artificial series (10^6 data), synthesized with the values of a_1 ($= b_0 + b_2$, in accord with constraint (19)) and b_2 indicated on each panel. Lines are as in Fig. 1.

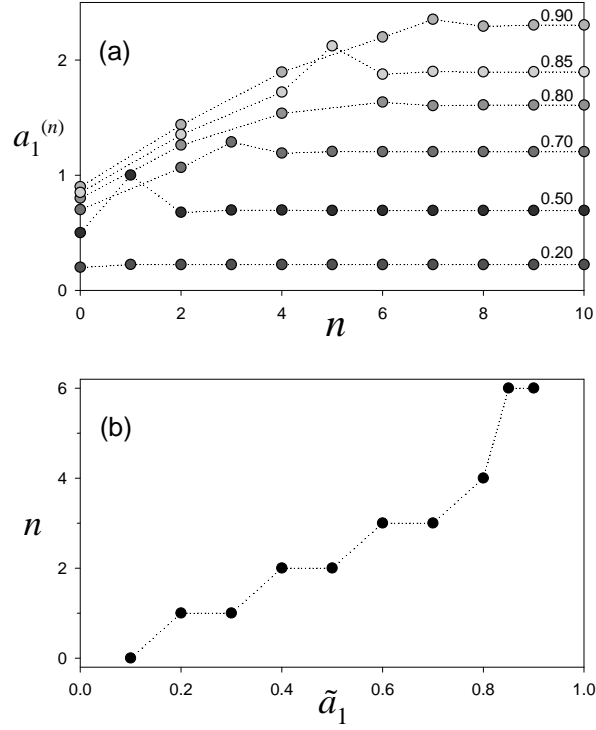


FIG. 3: Dependence of $a_1^{(n)}$ on the order n of the approximation given by Eq. (13), for different values of \tilde{a}_1 (panel (a)). Dotted lines correspond to the respective true values (a_1) and missing points denote the absence of real solutions. Panel (b) exhibits the order at which the limiting value is attained (within 5%) as a function of \tilde{a}_1 .

III. HIGHER-ORDER COEFFICIENTS

Inserting the Itô-Taylor expansion Eq. (11) into Eq. (4) and performing the average for $k = 3, 4$, we also computed the finite- τ expansion for $\tilde{D}_3(x, \tau)$ and $\tilde{D}_4(x, \tau)$. The resulting expressions are invariant functions of x , namely:

$$\tilde{D}_3(x, \tau) = -\tilde{c}_1(\tau) + \tilde{c}_3(\tau)x^3 \quad (24)$$

$$\tilde{D}_4(x, \tau) = \tilde{d}_0(\tau) + \tilde{d}_2(\tau)x^2 + \tilde{d}_4(\tau)x^4. \quad (25)$$

For the particular case $b_2 = 0$, we were able to derive the infinite order expansion for the τ -parameters:

$$\begin{aligned}\tilde{c}_1(\tau) &= b_0 \sum_{j \geq 0} \frac{3^{j+1} - 2^{j+1} - 1}{2} \frac{[-a_1]^j}{(j+1)!} \tau^j, \\ \tilde{c}_3(\tau) &= \sum_{j \geq 0} \frac{3^j - 2^{j+1} + 1}{2} \frac{[-a_1]^{j+1}}{(j+1)!} \tau^j,\end{aligned}\tag{26}$$

$$\begin{aligned}\tilde{d}_0(\tau) &= b_0^2 \sum_{j \geq 0} \frac{4^j - 2^j}{2} \frac{[-a_1]^{j-1}}{(j+1)!} \tau^j, \\ \tilde{d}_2(\tau) &= b_0 \sum_{j \geq 0} \frac{2 \times 4^j - 3^{j+1} + 1}{2} \frac{[-a_1]^j}{(j+1)!} \tau^j, \\ \tilde{d}_4(\tau) &= \sum_{j \geq 0} \frac{4^j - 3^{j+1} - 1}{6} \frac{[-a_1]^{j+1}}{(j+1)!} \tau^j.\end{aligned}\tag{27}$$

Notice that, $\lim_{\tau \rightarrow 0} \{\tilde{c}_1, \tilde{c}_3, \tilde{d}_0, \tilde{d}_2, \tilde{d}_4\} = 0$, as expected, and that the relevant parameter for the rate of series convergence is a_1 . Summing the series (26)-(27) up to infinite order, and recalling that $Z \equiv \exp(-a_1\tau)$, one obtains

$$\begin{aligned}\tilde{c}_1(\tau) &= -\frac{b_0}{a_1} \frac{(1-Z)^2(1+Z)}{2\tau}, \\ \tilde{c}_3(\tau) &= -\frac{(1-Z)^3}{6\tau}, \\ \tilde{d}_0(\tau) &= \frac{b_0^2}{a_1^2} \frac{(1-Z)^2(1+Z)^2}{8\tau}, \\ \tilde{d}_2(\tau) &= \frac{b_0}{a_1} \frac{(1-Z)^3(1+Z)}{4\tau}, \\ \tilde{d}_4(\tau) &= \frac{(1-Z)^4}{24\tau}.\end{aligned}\tag{28}$$

Fig. 4 shows the numerical computation of $\tilde{D}_3(x, \tau)$ and $\tilde{D}_4(x, \tau)$ for the same artificial series as in Fig. 1. For comparison, the theoretical estimates at different orders of truncation of the series in Eqs. (26)-(27) are shown. Notice that, although $D_3, D_4 = 0$ for the diffusive processes considered here, their finite-time counterparts have cubic and quadratic forms. Indeed, the exact theoretical expressions given by Eqs. (28)-(29) reproduce the numerical outcomes, validating our approach as furnishing meaningful tests for O-U models. However, for $a_1 \geq 1$, rich pictures for the low order approximations of \tilde{D}_3 and \tilde{D}_4 arise, which hinder the asymptotic estimation.

For the general case with $b_2 \geq 0$, we computed the third-order τ -expansions for $\tilde{D}_3(x, \tau)$ and $\tilde{D}_4(x, \tau)$. Each power of τ of order $j \leq 3$ has pre-factor denoted by $\tilde{D}_3^{(j)}$ and $\tilde{D}_4^{(j)}$

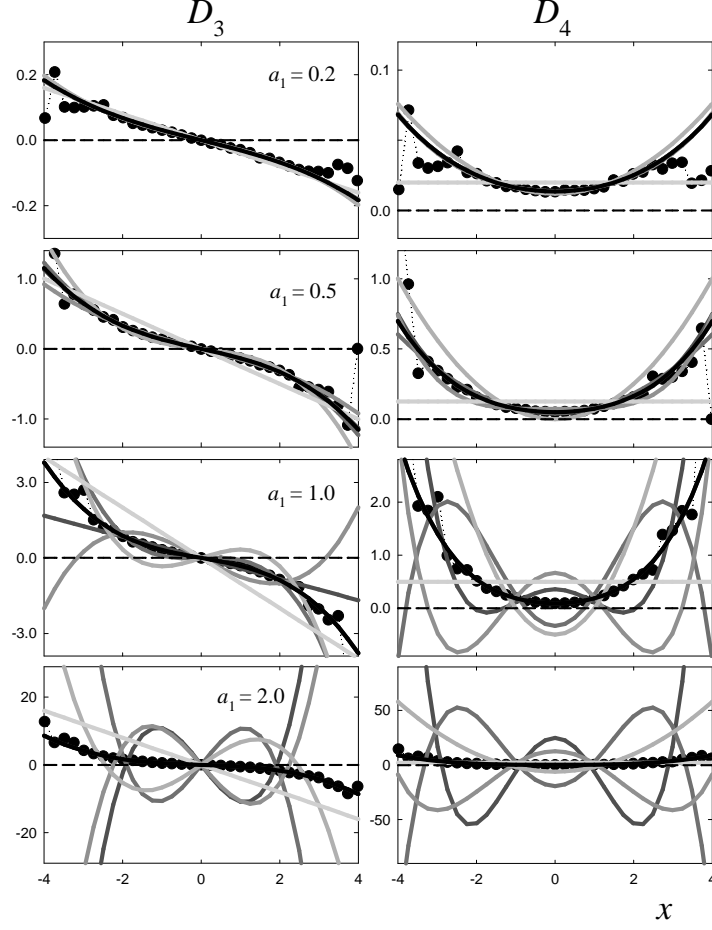


FIG. 4: Third and fourth order coefficients for the O-U process. Symbols correspond to the numerical computation for the same artificial series of Fig. 1. Lines represent the coefficients given by Eqs. (24)-(25), using the theoretical τ -expansions (26)-(27), at different orders of truncation. Colors as in Fig. 1.

respectively. We find, for \tilde{D}_3 :

$$\begin{aligned}
\tilde{D}_3^{(0)} &= 0, \\
\tilde{D}_3^{(1)} &= -b_0\alpha x - b_2\alpha x^3, \\
\tilde{D}_3^{(2)} &= \frac{1}{6}b_0\alpha(9a_1 - 16b_2)x - \frac{1}{6}\alpha(a_1^2 - 13a_1b_2 + 16b_2^2)x^3, \\
\tilde{D}_3^{(3)} &= -\frac{1}{6}b_0\alpha^2(8a_1 - 13b_2)x + \frac{1}{12}\alpha(3a_1^3 - 32a_1^2b_2 + 74a_1b_2^2 - 52b_2^3)x^3, \quad (30)
\end{aligned}$$

where $\alpha = a_1 - 2b_2$. At all orders, \tilde{D}_3 vanishes if $a_1 = 2b_2$.

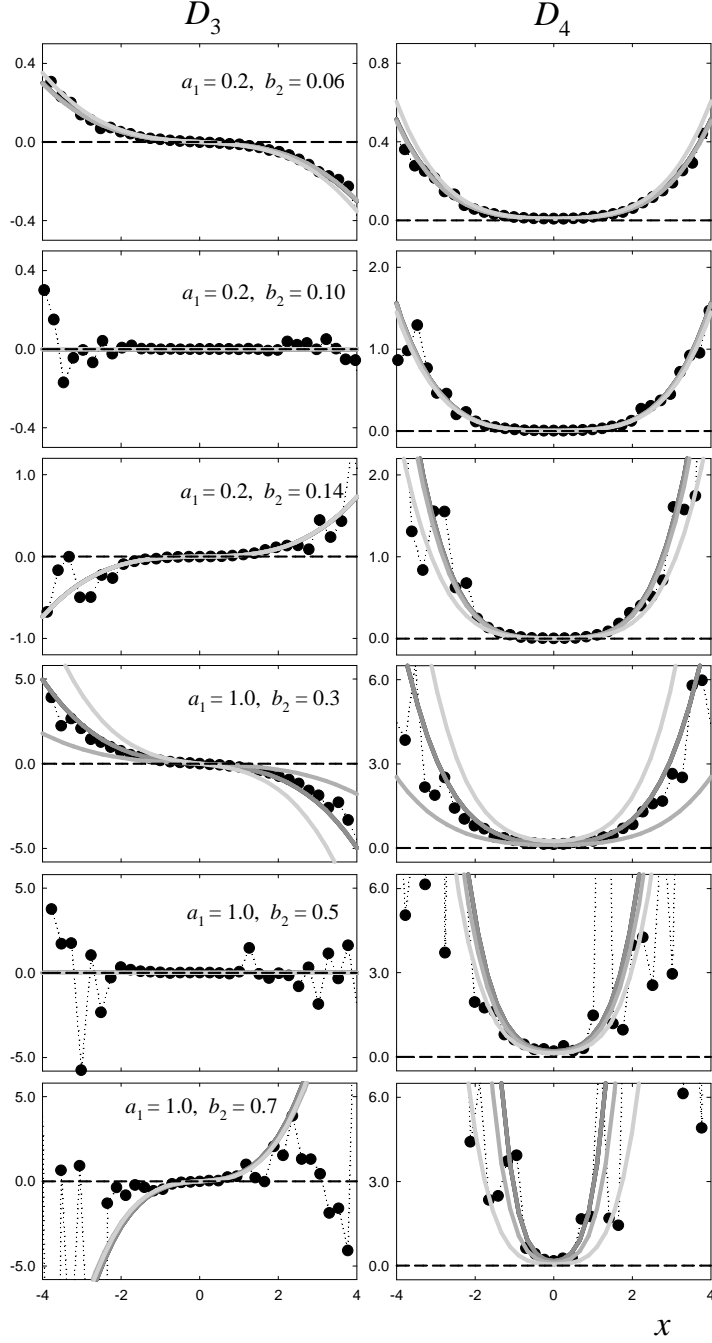


FIG. 5: Third and fourth order coefficients for the general process with multiplicative noise. Symbols correspond to the numerical computation for the same artificial series of Fig. 2. Lines represent the coefficients given by Eqs. (24)-(25), using the theoretical τ -expansions (30)-(31), at different orders of truncation up to third order. Colors as in previous figures.

For \tilde{D}_4 , we have:

$$\begin{aligned}
\tilde{D}_4^{(0)} &= 0, \\
\tilde{D}_4^{(1)} &= \frac{1}{2}b_0^2 + b_0b_2x^2 + \frac{1}{2}b_2^2x^4, \\
\tilde{D}_4^{(2)} &= -\frac{1}{3}b_0^2(3a_1 - 7b_2) + \frac{1}{6}b_0(3a_1^2 - 30a_1b_2 + 52b_2^2)x^2 + \frac{1}{6}b_2(3a_1^2 - 24a_1b_2 + 38b_2^2)x^4, \\
\tilde{D}_4^{(3)} &= \frac{1}{6}b_0^2(7a_1^2 - 34a_1b_2 + 43b_2^2) - \frac{1}{6}b_0(6a_1^3 - 65a_1^2b_2 + 206a_1b_2^2 - 206b_2^3)x^2 \\
&\quad + \frac{1}{24}(a_1^4 - 36a_1^3b_2 + 276a_1^2b_2^2 - 736a_1b_2^3 + 652b_2^4)x^4.
\end{aligned} \tag{31}$$

In Fig. 5, we show the numerical computation of \tilde{D}_3 and \tilde{D}_4 for the same artificial series as in Fig. 2. According to our theoretical results, $a_1 = 2b_2$ is a threshold between positive and negative slopes of \tilde{D}_3 , as illustrated in Fig. 5. For comparison, we also show up to the third order theoretical estimates $\sum_{j \geq 1} \tilde{D}_3^{(j)}$ and $\sum_{j \geq 1} \tilde{D}_4^{(j)}$, according to Eqs. (30)-(31).

Coefficients \tilde{D}_3 and \tilde{D}_4 provide further tests of validity of the diffusive modeling. From Fig. 2, third order estimates furnish suitable forecast of the numerical finite- τ measurements for small enough a_1 . In such cases, once obtained a_1 , b_0 from Eqs. (22)-(23), these values can be used in theoretical equations for \tilde{D}_3 and \tilde{D}_4 , to check if the corresponding non-null coefficients can be attributed to finite- τ effects.

IV. SUMMARY AND FINAL COMMENTS

For an important class of diffusion models with additive-multiplicative noise, we have derived exact formulas that connect the empirical discrete-time estimates with the actual values of the parameters of drift and diffusion coefficients. Additionally, we also provided theoretical expressions for higher-order coefficients which serve as a further probe for the validity of this class of diffusive models.

Our results allow to access the generating stochastic process. A possible procedure to identify it and its parameters can be summarized as follows. When numerical computation of the coefficients from a real timeseries yields linear and quadratic forms for D_1 and D_2 (which is a frequent outcome), the values of $\{\tilde{a}_1, \tilde{b}_0, \tilde{b}_2\}$ can be obtained from curve fitting. The present model (with or without multiplicative component) would be adequate when i) $\tilde{a}_1 < 1$ and ii) ($\tilde{a}_1 \simeq \tilde{b}_0 + \tilde{b}_2$). For $\tilde{a}_1 < 0.5$ the second order correction would be enough to recover a_1 , otherwise larger order corrections should be considered. Once \tilde{a}_1 and \tilde{b}_0 are

known, Eqs. (22) and (23), allow to obtain, exactly, the original parameters a_1, b_0 , hence also $b_2 = a_1 - b_0$. Values such that $b_2 \ll a_1, b_0$ (hence, $a_1 \simeq b_0$) point to a simple O-U process, otherwise a multiplicative term may be also present. In both cases, a further check consists in the analysis of higher order coefficients, e.g., to see whether a non-null D_4 can be attributed to finite-time corrections.

By analyzing the O-U process, we also found that a low sampling rate would significantly affect the diffusion coefficient estimate, by adding an extra quadratic term. Thus, the detection of a quadratic \tilde{D}_2 does not imply the existence of multiplicative components in the actual process. Moreover, estimations of D_3 and D_4 from low-order approximations would lead to results inconsistent with the empirical outcomes.

The obtained formulas also allow to quantify the errors induced by a finite sampling rate τ in the numerically estimated coefficients. The analytical results indicate that, in order to grasp the true values of the parameters from the knowledge of the observed ones, the required correction depends strongly on the (hidden) inverse time a_1 . Our work shows that one should be careful when applying low-order finite- τ corrections for diffusion models. Furthermore, as shown in Fig. 3, our results provide a criterion, from the knowledge of \tilde{a}_1 , to determine the required order n , or equivalently, up to which value of τ the respective approximation is reliable.

Acknowledgements:

We acknowledge Brazilian agencies Faperj and CNPq for partial financial support.

Appendix

Rewriting Eq. (4) according to the notation introduced in Eq. (11), one has

$$\tau \tilde{D}_1 = \langle \Delta X \rangle = \sum_{\alpha_k} c_{\alpha_k}(D_1, D_2) \langle I_{\alpha_k} \rangle.$$

Only multiple stochastic integrals I_{α_k} such that $\alpha_k = (0, \dots, 0)_k$ have non-null average, being $\langle I_{(0, \dots, 0)_k} \rangle = \tau^k / k!$. From the iterated application of Itô formula to Eq. (9), $c_{(0, \dots, 0)_k}(D_1, D_2) = (L^0)^{k-1} D_1$. These are general results independent of the particular form of D_1 and D_2 . Noticing that, from Eq. (7), $L^0 = \partial_t + D_1 \partial_x + D_2 \partial_{xx}$, and that D_1 is time-independent and

linear in x , then, $c_{\alpha_k} = D_1(D'_1)^{k-1} = (-a_1)^k x$. Finally,

$$\tilde{D}_1 = \langle \Delta X \rangle / \tau = \sum_{k \geq 1} \frac{1}{k!} (-a_1)^k \tau^{k-1} x,$$

which is of the same functional form of the true D_1 and can be identified with $-\tilde{a}_1 x$, so that

$$\tilde{a}_1 = - \sum_{k \geq 1} \frac{1}{k!} (-a_1)^k \tau^{k-1},$$

which gives Eq. (13).

For the second conditional moment, one has

$$2\tau \tilde{D}_2 = \langle (\Delta X)^2 \rangle = \sum_{\alpha_n, \beta_m} c_{\alpha_n} c_{\beta_m} \langle I_{\alpha_n} I_{\beta_m} \rangle. \quad (32)$$

From the definition of c_{α_k} in Eq. (11), if $b_2 = 0$ (then D_2 is constant), only two classes of terms in Eq. (32) are non-null, those with:

- i) $\alpha_n = (0, \dots, 0)_n$ and $\beta_m = (0, \dots, 0)_m$ and
- ii) $\alpha_n = (1, 0, \dots, 0)_n$ and $\beta_m = (1, 0, \dots, 0)_m$. In those cases, the products $c_{\alpha_n} c_{\beta_m}$ take the values:

- i) $(D_1)^2 (D'_1)^{k-1} = (-a_1)^{k+1} x^2$ (with $k = m + n - 1$),
- ii) $2D_2 (D'_1)^k = 2b_0 (-a_1)^k$ (with $k = m + n - 2$).

In order to evaluate the averages of products of multiple stochastic integrals, it is useful to recall that $\langle I_{(0, \dots, 0)_n} I_{(0, \dots, 0)_m} \rangle = \frac{\tau^{n+m}}{n!m!}$ and that $\langle I_{(1, \dots, 0)_n} I_{(1, \dots, 0)_m} \rangle = \frac{\tau^{n+m-1}}{(n+m-1)(n-1)(m-1)!}$ [4]. Then, summing over all the pairs (n, m) contributing to the order τ^{k+1} , one obtains:

- i) $\sum \langle I_{\alpha_n} I_{\beta_m} \rangle / \tau^{k+1} = \frac{1}{(k+1)!} \sum_{n=1}^k \binom{k+1}{n} = 2 \frac{2^k - 1}{(k+1)!}$,
- ii) $\sum \langle I_{\alpha_n} I_{\beta_m} \rangle / \tau^{k+1} = \frac{1}{(k+1)!} \sum_{j=0}^k \binom{k}{j} = \frac{2^k}{(k+1)!}$.

Finally, from Eq. (32), we arrive at

$$\tilde{D}_2 = \langle (\Delta X)^2 \rangle / (2\tau) = \frac{1}{2} \sum_{k \geq 0} \left(2 \frac{2^k - 1}{(k+1)!} (-a_1)^{k+1} x^2 + \frac{2^k}{(k+1)!} 2b_0 (-a_1)^k \right) \tau^k, \quad (33)$$

which can be cast in the form $\tilde{b}_2 x^2 + \tilde{b}_0$, allowing to identify \tilde{b}_2 and \tilde{b}_0 with functions of the true parameters, as

$$\begin{aligned} \tilde{b}_0 &= \frac{1}{2} \sum_{k \geq 0} \frac{2^k}{(k+1)!} 2b_0 (-a_1)^k \tau^k, \\ \tilde{b}_2 &= \sum_{k \geq 0} \frac{2^k - 1}{(k+1)!} (-a_1)^{k+1} \tau^k. \end{aligned} \quad (34)$$

For the general case $b_2 \geq 0$, a similar but tricky derivation leads to Eqs. (14)-(15) that generalize the expressions (34).

Proceeding with the third order, products of three multiple integrals appear. For $b_2 = 0$, there are two types of products $I_{\alpha_n} I_{\beta_m} I_{\gamma_l}$ contributing to $\langle (\Delta X)^3 \rangle$:

- i) $\alpha_n = (0, \dots, 0)_n$, $\beta_m = (0, \dots, 0)_m$, $\gamma_l = (0, \dots, 0)_l$ and
- ii) $\alpha_n = (0, \dots, 0)_n$, $\beta_m = (1, 0, \dots, 0)_m$, $\gamma_l = (1, 0, \dots, 0)_l$, with pre-factors proportional to $(D_1)^3 (D'_1)^{k-2} = (-a_1)^{k+1} x^3$ and to $2D_2 D_1 (D'_1)^{k-1} = 2b_0 (-a_1)^k x$, respectively. Evaluating the averages of products of three multiple stochastic integrals and summing over all the triplets (n, m, l) contributing to the same order in τ , as done for the second order coefficient, one gets $\tilde{D}_3 = -\tilde{c}_1(\tau) + \tilde{c}_3(\tau)x^3$, as in Eq. (24).

Analogously, at fourth order, considering the relevant products of four multiple integrals, for $b_2 = 0$, three types of contributions appear, yielding $\tilde{D}_4(x, \tau) = \tilde{d}_0(\tau) + \tilde{d}_2(\tau)x^2 + \tilde{d}_4(\tau)x^4$, as in Eq. (25).

Let us recall that the averages of products of n multiple stochastic integrals appearing in the n th-order term of the coefficients can be expressed, in general, as multinomial terms, whose summation over all the products has the form $\mu_1 1^k + \mu_2 2^k + \mu_3 3^k + \dots \mu_n n^k$ (with rational μ_i) for the order k in τ . Moreover, products of multiple stochastic integrals can be readily simplified, by means of useful relations between multiple Itô integrals [4]. Then, although at the cost of increasing the number of indices, the number of factors can be reduced.

-
- [1] H. Risken, *The Fokker-Planck Equation: Methods of Solution and Applications* (Springer-Verlag, Berlin, 1984).
 - [2] R. Friedrich, Ch. Renner, M. Siefert, J. Peinke, Phys. Rev. Lett. **89**, 149401 (2002).
 - [3] J. Gottschall, J. Peinke, New Journal of Physics. **10**, 083034 (2008); and references therein.
 - [4] P.E. Kloeden, E. Platen, *Numerical Solution of Stochastic Differential Equations*, (Springer-Verlag, 1992).
 - [5] P. Sura, J. Barsugli, Phys. Lett. A **305**, 304 (2002).
 - [6] M. Ragwitz, H. Kantz, Phys. Rev. Lett. **87**, 254501 (2001); M. Ragwitz, H. Kantz, Phys. Rev. Lett. **89**, 149402 (2002).

- [7] S. Ghashghaie, W. Breymann, J. Peinke, P. Talkner, Y. Dodge, *Nature* **381**, 767 (1996); A. Naert, R. Friedrich, J. Peinke, *Phys. Rev E* **56**, 6719 (1997); St. Lück, J. Peinke, R. Friedrich, *Phys. Rev. Lett.* **83**, 5495 (1999).
- [8] S. Ghashghaie, W. Breymann, J. Peinke, P. Talkner, Y. Dodge, *Nature* **381**, 767 (1996).
- [9] C. Anteneodo, C. Tsallis, *J. Math. Phys.* **44**, 5194 (2003).
- [10] C. Anteneodo, R. Riera, *Phys. Rev. E* **72**, 026106 (2005).