

Constraints on Kinematic Model from Recent Cosmic Observations: SN Ia, BAO and Observational Hubble Data

Lixin Xu*,[†] Wenbo Li, and Jianbo Lu

*Institute of Theoretical Physics, School of Physics & Optoelectronic Technology,
Dalian University of Technology, Dalian, 116024, P. R. China*

In this paper, linear first order expansion of deceleration parameter $q(z) = q_0 + q_1(1 - a)$ (M_1), constant jerk $j = j_0$ (M_2) and third order expansion of luminosity distance (M_3) are confronted with cosmic observations: SCP 307 SN Ia, BAO and observational Hubble data (OHD). Likelihood is implemented to find the best fit model parameters. All these models give the same prediction of the evolution of the universe which is undergoing accelerated expansion currently and experiences a transition from decelerated expansion to accelerated expansion. But, the transition redshift depends on the concrete parameterized form of the model assumed. M_1 and M_2 give value of transition redshift about $z_t \sim 0.6$. M_3 gives a larger one, say $z_t \sim 1$. The χ^2/dof implies almost the same goodness of the models. But, for its badness of evolution of deceleration parameter at high redshift $z > 1$, M_3 can not be reliable. M_1 and M_2 are compatible with Λ CDM model at the 2σ and 1σ confidence levels respectively. M_3 is not compatible with Λ CDM model at 2σ confidence level. From M_1 and M_2 models, one can conclude that the cosmic data favor a cosmological model having $j_0 < -1$.

PACS numbers: Added

Keywords: Added

I. INTRODUCTION

The expansion of the universe or kinematics of the universe is described by the expansion rate $H = \dot{a}/a$, a dimensionless parameter $q = -a\ddot{a}/\dot{a}^2$, named deceleration parameter and jerk parameter $j = -\ddot{a}a^3/(\dot{a}a^3)$, where a is the scale factor in Friedmann-Roberson-Walker (FRW) metric. The front negative sign of q is added to obtain a positive parameter when one considers a decelerated expansion universe dominated by matter fields with attractive force, for example dark matter dominated universe with $q = 1/2$. However, the observations of Type Ia Supernovae (SN Ia) from two teams [1, 2] imply that our universe is undergoing an accelerated expansion at present. Whereafter, this result is confirmed by the observations from WMAP [3, 4] and Large Scale Structure survey [5, 6]. Then at present, the deceleration parameter would be a negative number. In fact, to explain the accelerated expansion of the universe, a flood of various cosmological models have been explored, please see [7] for recent reviews.

In the literatures, two approaches have been taken into accounts. One is that an extra energy component, dubbed dark energy, is introduced, e.g. cosmological constant, quintessence [8, 9, 10, 11], phantom [12] and quintom [13], etc. The other is that the accelerated expansion of the universe is due to the modification of the gravity theory at large scale, e.g. modified gravity theory, Brans-Dicke theory and higher dimensional theory, etc. These correspond to the dynamics of the universe. In general, different dark energy models would predict different expansion histories of the universe, for example quintessence dark energy model with various scalar potentials [14] will have different values of the transition redshift z_T from decelerated expansion to accelerated expansion. These different models would have different dynamics. However, a kinematic approach will be held regardless of the underlying cosmic dynamics [15, 16]. In particular, the jerk parameter can provide us the simplest approach to search for departures from the cosmic concordance model, for its constant value $j = -1$ for cosmological constant. This approach is called cosmography [17, 18], cosmokinetics [19], or Friedmannless cosmology [20, 21].

Some explore the accelerated expansion of the universe by using different parameterized forms of deceleration parameters $q(z)$ [22, 23, 24] in the so-called model independent way, for examples constant model $q = \text{constant}$, linear model with variable z ($q(z) = q_0 + q_1z$) and linear model with variable a ($q(a) = q_0 + q_1(1 - a)$), etc. Recently, the authors of [16, 21] investigated constraints on some kinematic models by employing a Bayesian marginal likelihood

* Corresponding author

[†]Electronic address: lxxu@dlut.edu.cn

analysis based on the cosmic observations from supernovae type Ia with extent including the jerk parameter j : the third order contribution in the expansion for kinematic luminosity distance in terms of the redshift z .

As known, the degeneracies between the parameters will be broken when more different observational data added in constraint to models. In this work, we will go further by including BAO and the observational Hubble data in examining the case for the jerk parameter (constant and variable).

II. KINEMATIC MODELS

The metric of a flat FRW cosmological model containing dark matter and dark energy is written as

$$ds^2 = -dt^2 + a^2(t)dx^2. \quad (1)$$

where $a(t)$ is the scale factor, which describes the whole history of the universe evolution, and has the relations with redshift z in terms of $a = (1+z)^{-1}$ ($a_0 = 1$ is normalized). The Hubble parameter

$$H \equiv \frac{\dot{a}}{a}, \quad (2)$$

and deceleration parameter

$$q \equiv -\frac{1}{H^2} \frac{\ddot{a}}{a} = \frac{1}{2}(1+z) \frac{[H(z)^2]'}{H(z)^2} - 1. \quad (3)$$

are defined as the rate of expansion and accelerated expansion. By using the relation $a_0/a = 1+z$ and the relations between H and q , *i.e.*, one can rewrite Eq. (3) in its integration form

$$H(z) = H_0 \exp \left[\int_0^z [1 + q(u)] d \ln(1+u) \right]. \quad (4)$$

Similarly, the jerk parameter is defined as

$$j \equiv -\frac{1}{H^3} \frac{\dot{\ddot{a}}}{a} = -\left[\frac{1}{2}(1+z)^2 \frac{[H(z)^2]''}{H(z)^2} - (1+z) \frac{[H(z)^2]'}{H(z)^2} + 1 \right]. \quad (5)$$

Easily, one can find that the deceleration parameter and jerk parameter have the relations

$$j = -\left[q + 2q^2 + (1+z) \frac{dq}{dz} \right], \quad (6)$$

which will be used when the parameterized forms of $q(z)$ are going to be tested. By using these definitions Eq. (2), Eq. (3) and Eq. (5), one can describe the recent cosmic expansion with their current values

$$a(t) = 1 + H_0(t - t_0) - \frac{1}{2}q_0 H_0^2 (t - t_0)^2 - \frac{1}{3!}j_0 H_0^3 (t - t_0)^3 + \mathcal{O}[(t - t_0)^4], \quad (7)$$

from which the luminosity distance can be expanded as [25]

$$d_L(z) = \frac{c}{H_0} \left[z + \frac{1}{2}(1 - q_0)z^2 - \frac{1}{6}(1 - q_0 - 3q_0^2 - j_0)z^3 \right] + \mathcal{O}(z^4). \quad (8)$$

Also, one can find the relations of Hubble parameter $H(z)$ and luminosity distance $d_L(z)$ [25]

$$\begin{aligned} H^{-1}(z) &= -(1+z) \frac{dt}{dz} \\ &= \frac{d}{dz} [(1+z)^{-1} d_L(z)] \end{aligned} \quad (9)$$

which will be useful when the observational Hubble data are used as cosmic observation constraint.

The basic aim in this paper is to examine some simple kinematic models for the cosmic expansion based on specific parameterizations for $q(z)$ in Eq. (3) (variable jerk parameter), a constant jerk parameter and their comparison with the expansion (7).

The first model, M_1 , is given by linear expansion of the scale factor a , $q(a) = q_0 + q_1(1 - a)$ in terms of a , which can be rewritten in the terms redshift z , $q(z) = q_0 + q_1 z / (1 + z)$. The second model, M_2 , is a constant jerk parametrization model, $j(z) = j_0$, for detecting the departure from the flat Λ CDM scenario, for which $j(z) = j_0 = -1$. Model M_3 is the expansion (7), which has as free parameters q_0 and j_0 . In the Appendix A, see also [16], one can find the basic analytical expressions between the Hubble parameter $H(z)$, deceleration parameter $q(z)$ and jerk parameter $j(z)$. One can take this paper as a generalization and complement to [16] where only the 307 SN Ia data points are used. Here, the BAO and OHD datasets are also included as useful cosmic constraints. One would notice that all of them do not include Ω_m explicitly.

III. COSMIC OBSERVATION DATA SETS AND STATISTICAL RESULTS

A. SN Ia

We constrain the parameters with the Supernovae Cosmology Project (SCP) Union sample including 307 SN Ia [26], which distributed over the redshift interval $0.015 \leq z \leq 1.551$. Constraints from SN Ia can be obtained by fitting the distance modulus $\mu(z)$

$$\mu_{th}(z) = 5 \log_{10}(D_L(z)) + \mu_0, \quad (10)$$

where, $D_L(z)$ is the Hubble free luminosity distance $H_0 d_L(z)/c$ and

$$d_L(z) = c(1+z) \int_0^z \frac{dz'}{H(z')} \quad (11)$$

$$\mu_0 \equiv 42.38 - 5 \log_{10} h, \quad (12)$$

where H_0 is the Hubble constant which is denoted in a re-normalized quantity h defined as $H_0 = 100h \text{ km s}^{-1} \text{ Mpc}^{-1}$. The observed distance moduli $\mu_{obs}(z_i)$ of SN Ia at z_i is

$$\mu_{obs}(z_i) = m_{obs}(z_i) - M, \quad (13)$$

where M is their absolute magnitudes.

For SN Ia dataset, the best fit values of parameters in a model can be determined by the likelihood analysis is based on the calculation of

$$\begin{aligned} \chi^2(p_s, m_0) &\equiv \sum_{SNIa} \frac{[\mu_{obs}(z_i) - \mu_{th}(p_s, z_i)]^2}{\sigma_i^2} \\ &= \sum_{SNIa} \frac{[5 \log_{10}(D_L(p_s, z_i)) - m_{obs}(z_i) + m_0]^2}{\sigma_i^2}, \end{aligned} \quad (14)$$

where $m_0 \equiv \mu_0 + M$ is a nuisance parameter (containing the absolute magnitude and H_0) that we analytically marginalize over [27],

$$\tilde{\chi}^2(p_s) = -2 \ln \int_{-\infty}^{+\infty} \exp \left[-\frac{1}{2} \chi^2(p_s, m_0) \right] dm_0, \quad (15)$$

to obtain

$$\tilde{\chi}^2 = A - \frac{B^2}{C} + \ln \left(\frac{C}{2\pi} \right), \quad (16)$$

where

$$A = \sum_{SNIa} \frac{[5 \log_{10}(D_L(p_s, z_i)) - m_{obs}(z_i)]^2}{\sigma_i^2}, \quad (17)$$

$$B = \sum_{SNIa} \frac{5 \log_{10}(D_L(p_s, z_i)) - m_{obs}(z_i)}{\sigma_i^2}, \quad (18)$$

$$C = \sum_{SNIa} \frac{1}{\sigma_i^2}. \quad (19)$$

The Eq. (14) has a minimum at the nuisance parameter value $m_0 = B/C$. Sometimes, the expression

$$\chi_{SNIa}^2(p_s, B/C) = A - (B^2/C) \quad (20)$$

is used instead of Eq. (16) to perform the likelihood analysis. They are equivalent, when the prior for m_0 is flat, as is implied in (15), and the errors σ_i are model independent, what also is the case here. Obviously, from the value $m_0 = B/C$, one can obtain the best-fit value of h when M is known.

To determine the best fit parameters for each model, we minimize $\chi^2(p_s, B/C)$ which is equivalent to maximizing the likelihood

$$\mathcal{L}(p_s) \propto e^{-\chi^2(p_s, B/C)/2}. \quad (21)$$

B. BAO

The BAO are detected in the clustering of the combined 2dFGRS and SDSS main galaxy samples, and measure the distance-redshift relation at $z = 0.2$. BAO in the clustering of the SDSS luminous red galaxies measure the distance-redshift relation at $z = 0.35$. The observed scale of the BAO calculated from these samples and from the combined sample are jointly analyzed using estimates of the correlated errors, to constrain the form of the distance measure $D_V(z)$ [28, 29, 30]

$$D_V(z) = \left[(1+z)^2 D_A^2(z) \frac{cz}{H(z)} \right]^{1/3}, \quad (22)$$

where $D_A(z)$ is the proper (not comoving) angular diameter distance which has the following relation with $d_L(z)$

$$D_A(z) = \frac{d_L(z)}{(1+z)^2}. \quad (23)$$

Matching the BAO to have the same measured scale at all redshifts then gives [30]

$$D_V(0.35)/D_V(0.2) = 1.812 \pm 0.060. \quad (24)$$

Then, the $\chi_{BAO}^2(p_s)$ is given as

$$\chi_{BAO}^2(p_s) = \frac{[D_V(0.35)/D_V(0.2) - 1.812]^2}{0.060^2}. \quad (25)$$

C. OHD

The observational Hubble data are based on differential ages of the galaxies [31]. In [32], Jimenez *et al.* obtained an independent estimate for the Hubble parameter using the method developed in [31], and used it to constrain the EOS of dark energy. The Hubble parameter depending on the differential ages as a function of redshift z can be written in the form of

$$H(z) = -\frac{1}{1+z} \frac{dz}{dt}. \quad (26)$$

So, once dz/dt is known, $H(z)$ is obtained directly [33]. By using the differential ages of passively-evolving galaxies from the Gemini Deep Deep Survey (GDDS) [34] and archival data [35, 36, 37, 38, 39, 40], Simon *et al.* obtained $H(z)$ in the range of $0 \lesssim z \lesssim 1.8$ [33]. The observational Hubble data from [33] are list in Table I.

The best fit values of the model parameters from observational Hubble data [33] are determined by minimizing

$$\chi_{Hub}^2(p_s) = \sum_{i=1}^9 \frac{[H_{th}(p_s; z_i) - H_{obs}(z_i)]^2}{\sigma^2(z_i)}, \quad (27)$$

where p_s denotes the parameters contained in the model, H_{th} is the predicted value for the Hubble parameter, H_{obs} is the observed value, $\sigma(z_i)$ is the standard deviation measurement uncertainty, and the summation is over the 9 observational Hubble data points at redshifts z_i .

z	0.09	0.17	0.27	0.40	0.88	1.30	1.43	1.53	1.75
$H(z)$ (km s ⁻¹ Mpc ⁻¹)	69	83	70	87	117	168	177	140	202
1 σ uncertainty	± 12	± 8.3	± 14	± 17.4	± 23.4	± 13.4	± 14.2	± 14	± 40.4

TABLE I: The observational $H(z)$ data [32, 33].

D. Statistical Results

For Gaussian distributed measurements, the likelihood function $L \propto e^{-\chi^2/2}$, where χ^2 is

$$\chi^2 = \chi_{SN Ia}^2 + \chi_{BAO}^2 + \chi_{Hub}^2, \quad (28)$$

where $\chi_{SN Ia}^2$, χ_{BAO}^2 and χ_{Hub}^2 are the ones described in Eq. (20), Eq. (25) and Eq. (27) respectively. It is clear that only the kinematic variables, say h_0 , q_0 and j_0 , are contained in all χ^2 s equations where Ω_m does not appear explicitly. Then, the results may not depend on the dynamic variables, say Ω_m , and gravitation theory. Here more datasets are included to constrain the model parameters than that in Ref. [16] where the SCP 307 is used alone. After the calculation as described above, the result is listed in Table II.

Models	χ_{min}^2	$q_0(1\sigma)$	$j_0(1\sigma)$	$h_0(1\sigma)$	$z_t(1\sigma)$	χ^2/dof
M_1	326.599	$-0.715_{-0.045}^{+0.045}$	$-2.196_{-0.241}^{+0.254}$	$0.716_{-0.053}^{+0.053}$	$0.609_{-0.070}^{+0.110}$	1.043
M_2	326.442	$-0.658_{-0.057}^{+0.061}$	$-1.382_{-0.225}^{+0.219}$	$0.709_{-0.053}^{+0.053}$	$0.592_{-0.064}^{+0.099}$	1.040
M_3	330.733	$-0.461_{-0.033}^{+0.031}$	$-0.147_{-0.094}^{+0.110}$	$0.716_{-0.053}^{+0.053}$	$0.946_{-0.081}^{+0.110}$	1.053

TABLE II: The calculation results of the models. The dof denotes the degrees of freedom of the models.

It can be easily seen that M_1 and M_2 almost give the same result and have the same goodness in the viewpoint of χ^2/dof . There the jerk parameter j_0 is different: M_1 has larger absolute value than that of M_2 . However, M_3 has smaller absolute value of q_0 and j_0 than that of M_1 and M_2 and predict larger transition redshift from decelerated expansion to accelerated expansion. The corresponding evolution curves of deceleration parameter $q(z)$ with respect to redshift z are plotted in Fig. 1. From the Fig. 1, one can see that M_1 and M_2 almost give the same evolution history of the universe. The difference between them is that the $q(z)$ of M_2 is depressed at high redshift than that of M_1 . However, M_3 almost gives the wrong evolution history of the universe at high redshift for q approximates to 0.5 when the epoch of matter dominated. The reason is simple that the model M_3 , expansion of scale factor at low redshift, is not reliable at high redshift. But, we must notice that M_3 is the worst one among these three models in the viewpoint of χ^2/dof . This is very different from the results of M_3 obtained in Ref. [16] where SCP 307 is used alone. For Λ CDM model, by using the datastes of SN Ia, BAO and OHD, we found the best fit values: $\Omega_{m0} = 0.283_{-0.031}^{+0.033}$ and $h_0 = 0.732_{-0.044}^{+0.044}$. And the corresponding minimum value of χ^2 is $\chi_{min}^2 = 327.246$ ($\chi^2/dof = 1.039$). But, it is clear all the models give the same prediction that the universe is undergoing accelerated expansion and experience an transition from decelerated expansion to accelerated expansion. The transition redshift z_t depends on the concrete parameterized form one assumed. Here M_1 and M_2 give the value about 0.6. However, the luminosity expansion model M_3 give large transition redshift. From the right panel of Fig. 1, one can not take the expansion model seriously for its bad behavior at relative high redshift, say $z > 1$.

The 1σ and 2σ contour plots in $q_0 - j_0$ and $q_0 - h_0$ planes are plotted in Fig. 2 and Fig. 3. In $q_0 - j_0$ contour plots 2, the Λ CDM model result is included as a short line segment denoting 1σ interval where the dot denotes the best fit value. It can be seen from Fig. 2, the best fit Λ CDM model is out of the range of 1σ region in M_1 and 2σ region in M_3 , but it is in the range of 1σ region in M_2 . It means that the best fit Λ CDM model is compatible at 1σ and 2σ confidence levels with M_2 and M_1 respectively. The results are compatible with that of Ref. [16] except the model of expansion of luminosity distance. The results imply a universe with $j_0 < -1$ from M_1 and M_2 .

IV. CONCLUSIONS

In this paper, kinematic models are constrained by recent cosmic observations which include SN Ia, BAO and observational Hubble data (OHD). Here, we give three simple examples: Taylor expansion of $q(a)$ at present $a_0 = 1$ (M_1), constant jerk parameter $j = j_0$ (M_2) and expansion of luminosity distance (M_3). All of the models give the

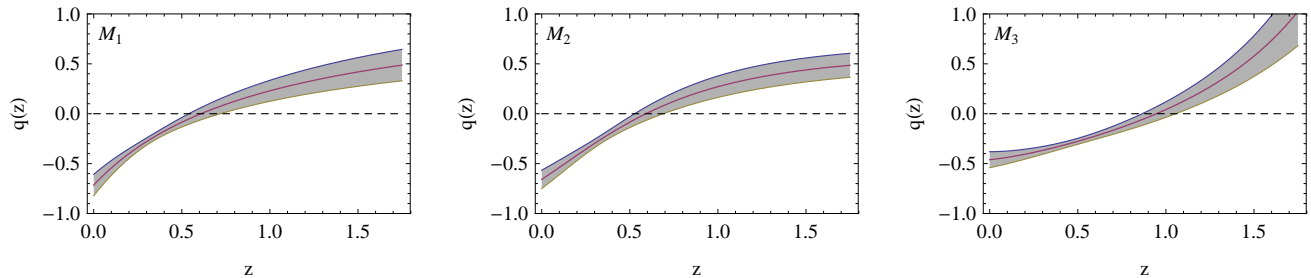


FIG. 1: The evolutions of deceleration parameters $q(z)$ with respect to redshift z in 1σ error regions. The left, center and right panels correspond to M_1 ($q(z) = q_0 + q_1 z/(1+z)$), M_2 ($j = j_0$) and M_3 (expansion of luminosity distance) respectively.

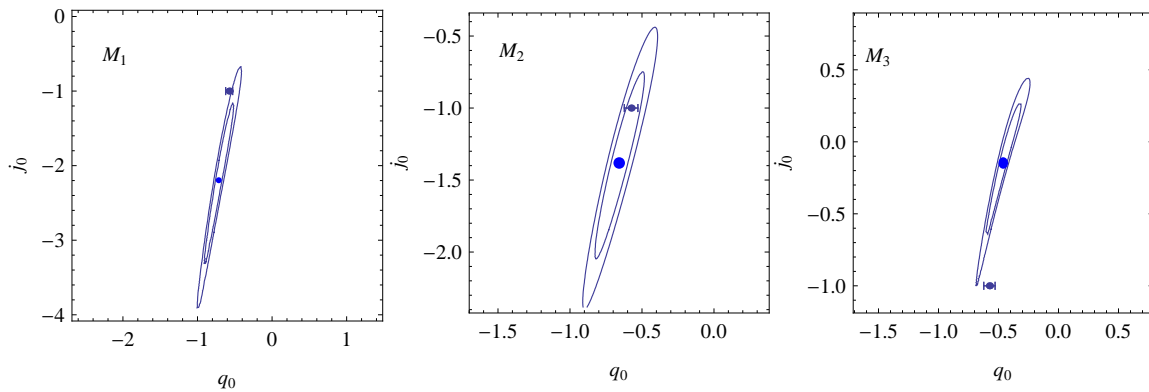


FIG. 2: The contour plots of $q_0 - j_0$ with 1σ and 2σ regions. The left, center and right panels correspond to M_1 ($q(z) = q_0 + q_1 z/(1+z)$), M_2 ($j = j_0$) and M_3 (expansion of luminosity distance) respectively, where the dots denote the best fit values of the parameters. The Λ CDM model result is included as a short line segment denoting 1σ interval.

same prediction of the evolution of the universe which is undergoing accelerated expansion at current and experiences a transition from decelerated expansion to accelerated expansion. But the transition redshift depends on the concrete parameterized forms of the models. The best fit values of the parameter of M_1 and M_2 predict the transition redshift is about $z_t \sim 0.6$. However, M_3 predict a large transition redshift $z_t \sim 1$. The χ^2/dof imply the same goodness of the models. But, from evolution curves of deceleration parameter as plotted in Fig. 1 and the knowledges of the history

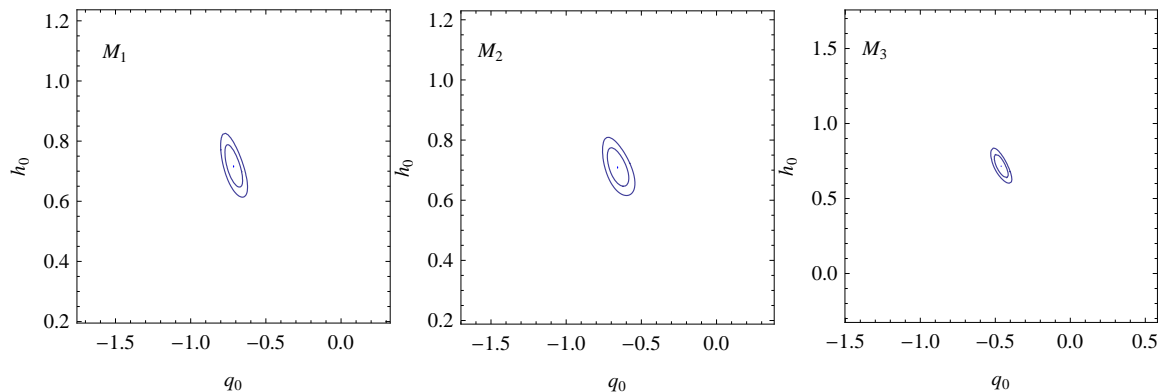


FIG. 3: The contour plots of $q_0 - h_0$ with 1σ and 2σ regions. The left, center and right panels correspond to M_1 ($q(z) = q_0 + q_1 z/(1+z)$), M_2 ($j = j_0$) and M_3 (expansion of luminosity distance) respectively, where the dots denote the best fit values of the parameters.

of the universe, one found that M_1 and M_2 are better than M_3 for the badness of behavior at high redshift of M_3 , say $z > 1$.

The 1σ and 2σ confidence contours in $q_0 - j_0$ and $q_0 - h_0$ planes are plotted in Fig. 2 and Fig. 3 where the best fit value of Λ CDM model is denoted by a line segment, 1σ interval. From the Fig. 2, one can find that M_1 and M_2 are compatible with Λ CDM models at 2σ and 1σ confidence levels respectively. M_3 is not compatible with Λ CDM model at 2σ confidence level. For its badness of the evolution history of model M_3 at high redshift. One can not take it seriously and treat it as a unreliable model. Then, one can conclude that the cosmic data favors the model having the value $j_0 < -1$ for the large parts of the confidence regions is under the line $j_0 = -1$. It is compatible with the conclusion obtained in Ref. [16].

Acknowledgments

This work is supported by NSF (10703001), SRFDP (20070141034) of P.R. China.

APPENDIX A: MODELS AND USEFUL RELATIONS

In this appendix, one can find the analytical expressions between the Hubble parameter $H(z)$, deceleration parameter $q(z)$ and jerk parameter $j(z)$.

\mathbf{M}_1

$$q(z) = q_0 + q_1 \frac{z}{1+z} \quad (\text{A1})$$

$$H(z) = H_0 (1+z)^{1+q_0+q_1} \exp\left(-\frac{q_1 z}{1+z}\right) \quad (\text{A2})$$

$$j(z) = -q_0 - \frac{q_1 z}{1+z} - (1+z) \left(-\frac{q_1 z}{(1+z)^2} + \frac{q_1}{1+z}\right) - 2 \left(q_0 + \frac{q_1 z}{1+z}\right)^2 \quad (\text{A3})$$

\mathbf{M}_2

$$H(z) = H_0 [c_1(1+z)^{\alpha_1} + c_2(1+z)^{\alpha_2}]^{\frac{1}{2}} \quad (\text{A4})$$

$$q(z) = \frac{c_1(1+z)^{\alpha_1}(\frac{\alpha_1}{2} - 1) + c_2(1+z)^{\alpha_2}(\frac{\alpha_2}{2} - 1)}{c_1(1+z)^{\alpha_1} + c_2(1+z)^{\alpha_2}} \quad (\text{A5})$$

$$j(z) = j_0 \quad (\text{A6})$$

$$z_t = \left[-\frac{c_2}{c_1} \frac{\alpha_2 - 2}{\alpha_1 - 2} \right]^{\frac{1}{\alpha_1 - \alpha_2}} - 1 \quad (\text{A7})$$

where

$$\alpha_{1,2} = \frac{3}{2} \pm \sqrt{\frac{9}{4} - 2(1+j_0)} \quad (\text{A8})$$

$$c_1 = \frac{2(1+q_0) - \alpha_2}{\alpha_1 - \alpha_2} \quad \text{and} \quad c_2 = 1 - c_1 \quad (\text{A9})$$

From (A8) we see that $j_0 < \frac{1}{8}$.

\mathbf{M}_3 - defined by the expanded luminosity distance Eq. (8), $d_L(z) = \frac{c}{H_0} (z + Az^2 + Bz^3)$, where $A = (1 - q_0)/2$ and $B = -(1 - q_0 - 3q_0^2 - j_0)/6$.

$$H(z) = H_0 \left[\frac{(1+z)^2}{1 + 2Az + (A + 3B)z^2 + 2Bz^3} \right] \quad (\text{A10})$$

$$q(z) = \frac{1 - 2A - 2(A + 3B)z - (A + 9B)z^2 - 2Bz^3}{1 + 2Az + (A + 3B)z^2 + 2Bz^3} \quad (\text{A11})$$

$$j(z) = -[q + 2q^2 + (1 + z)q'] \quad (\text{A12})$$

$$z_t : \text{the real root of } 1 - 2A - 2(A + 3B)z_t - (A + 9B)z_t^2 - 2Bz_t^3 \quad (\text{A13})$$

Λ CDM, $\Omega_m + \Omega_\Lambda = 1$

$$H(z) = H_0 [\Omega_m(1 + z)^3 + (1 - \Omega_m)]^{\frac{1}{2}} \quad (\text{A14})$$

$$q(z) = [(1 + z)^3 - 2(1/\Omega_m - 1)] / [2(1 + z)^3 + 2(1/\Omega_m - 1)] \quad (\text{A15})$$

$$j(z) = -1 \quad (\text{A16})$$

$$z_t = [2(\Omega_m^{-1} - 1)]^{\frac{1}{3}} - 1 \quad (\text{A17})$$

Note that the expressions for Λ CDM can be easily obtained from (A4-A7), putting $j_0 = -1$ into (A8).

- [1] A. G. Riess, *et al.*, *Astron. J.* **116** 1009(1998) [astro-ph/9805201].
[2] S. Perlmutter, *et al.*, *Astrophys. J.* **517** 565(1999) [astro-ph/9812133].
[3] D. N. Spergel *et al.*, *Astrophys. J. Supp.* **148** 175(2003) [astro-ph/0302209].
[4] D. N. Spergel *et al.* 2006 [astro-ph/0603449].
[5] M. Tegmark *et al.*, *Phys. Rev.* **D69** (2004) 103501 [astro-ph/0310723].
[6] M. Tegmark *et al.*, *Astrophys. J.* **606** (2004) 702 [astro-ph/0310725].
[7] P. J. E. Peebles and B. Ratra, *Rev. Mod. Phys.* **75**, 559 (2003) [astro-ph/0207347]; T. Padmanabhan, *Phys. Rept.* **380**, 235 (2003) [hep-th/0212290]; S. M. Carroll, astro-ph/0310342; R. Bean, S. Carroll and M. Trodden, astro-ph/0510059; V. Sahni and A. A. Starobinsky, *Int. J. Mod. Phys. D* **9**, 373 (2000) [astro-ph/9904398]; S. M. Carroll, *Living Rev. Rel.* **4**, 1 (2001) [astro-ph/0004075]; T. Padmanabhan, *Curr. Sci.* **88**, 1057 (2005) [astro-ph/0411044]; S. Weinberg, *Rev. Mod. Phys.* **61**, 1 (1989); S. Nobbenhuis, *Found. Phys.* **36**, 613 (2006) [gr-qc/0411093]; E. J. Copeland, M. Sami and S. Tsujikawa, *Int. J. Mod. Phys. D* **15**, 1753 (2006) [hep-th/0603057]; A. Albrecht *et al.*, astro-ph/0609591; R. Trotta and R. Bower, astro-ph/0607066; M. Kamionkowski, arXiv:0706.2986 [astro-ph]; B. Ratra and M. S. Vogeley, arXiv:0706.1565 [astro-ph]; E. V. Linder, arXiv:0705.4102 [astro-ph]; M. S. Turner and D. Huterer, arXiv:0706.2186 [astro-ph]; J. Frieman, M. Turner and D. Huterer, arXiv:0803.0982 [astro-ph].
[8] I. Zlatev, L. Wang, and P. J. Steinhardt, *Phys. Rev. Lett.* **82** 896(1999) [astro-ph/9807002].
[9] P. J. Steinhardt, L. Wang, I. Zlatev, *Phys. Rev.* **D59** 123504(1999) [astro-ph/9812313].
[10] M. S. Turner, *Int. J. Mod. Phys. A* **17S1** 180(2002) [astro-ph/0202008].
[11] V. Sahni, *Class. Quant. Grav.* **19** 3435(2002) [astro-ph/0202076].
[12] R. R. Caldwell, M. Kamionkowski, N. N. Weinberg, *Phys. Rev. Lett.* **91** 071301(2003) [astro-ph/0302506].
[13] B. Feng *et al.*, *Phys. Lett.* **B607** 35(2005).
[14] V. Sahni, *Chaos. Soli. Frac.* **16** 527(2003).
[15] J.M. Virey, *et al.*, *Phys. Rev. D* **72** R061302(2005); D. Rapetti, S.W. Allen, M.A. Amin and R.D. Blandford, *Mon. Not. R. Astron. Soc.* **375** 1510(2007); R.A. Daly *et al.*, *Astrophys. J.* **677** 1(2008); J.V. Cunha and J.A.S. Lima, *Mon. Not. R. Astron. Soc.* **390** 210(2008) [arXiv:0805.1261]; J.V. Cunha, *Phys. Rev. D* **79** 047301(2009);
[16] A.C.C. Guimaraes, J.V. Cunha and J.A.S. Lima, [arXiv:0904.3550].
[17] M.S. Turner, A.G. Riess, *Astrophys. J.* **569** 18(2002); M. Visser, *Class. Quant. Grav.* **21** 2603(2004);
[18] C. Shapiro, M. S. Turner, *Astrophys. J.* **649** 563(2006)
[19] R.D. Blandford, M. Amin, V. Baltz, K. Mandel, P.J. Marshall, *Observing Dark Energy*, **339**, 27(2005) [astro-ph/0408279].
[20] Ø. Elgarøy, T. Multamäki, *Mon. Not. Roy. Astron. Soc.* **356** 475(2005);
[21] Ø. Elgarøy, T. Multamäki *JCAP* **9** 2(2006).
[22] Y. Gong, A. Wang, *Phys. Rev.* **D75** 043520(2007) [astro-ph/0612196].
[23] L. X. Xu, H. Y. Liu, *Modern Physics Letters A* **23** 1939(2008); L. X. Xu, J. B. Lu, *Modern Physics Letters A* **24** 369(2009).
L. X. Xu, J. B. Lu and C. W. Zhang, to appear in *Int. J. Mod. Phys. D*.
[24] B. A. Bassett, P. S. Corasaniti and M. Kunz, *Astrophys. J.* **617** L1-L4(2004) [astro-ph/0407364].
[25] S. Weinberg, *Cosmology and Gravitation*(John Wiley Sons, New York) 1972.

- [26] M. Kowalski et al., *Astrophys. J.* 686, 749(2008) [arXiv:0804.4142].
- [27] S. Nesseris and L. Perivolaropoulos, *Phys. Rev. D* 72, 123519 (2005) [arXiv:astro-ph/0511040]; L. Perivolaropoulos, *Phys. Rev. D* 71, 063503 (2005) [arXiv:astro-ph/0412308]; S. Nesseris and L. Perivolaropoulos, *JCAP* 0702, 025 (2007) [arXiv:astro-ph/0612653]; E. Di Pietro and J. F. Claeskens, *Mon. Not. Roy. Astron. Soc.* 341, 1299 (2003) [arXiv:astro-ph/0207332].
- [28] T. Okumura, T. Matsubara, D. J. Eisenstein, I. Kayo, C. Hikage, A. S. Szalay and D. P. Schneider, *ApJ* 676, 889(2008) [arXiv:0711.3640]
- [29] D. J. Eisenstein, et al, *Astrophys. J.* 633, 560 (2005) [astro-ph/0501171].
- [30] W.J. Percival, et al, *Mon. Not. Roy. Astron. Soc.*, 381, 1053(2007) [arXiv:0705.3323]
- [31] R. Jimenez and A. Loeb, *Astrophys. J.* 573, 37 (2002) [astro-ph/0106145].
- [32] R. Jimenez, L. Verde, T. Treu and D. Stern, *Astrophys. J.* 593, 622 (2003) [astro-ph/0302560].
- [33] J. Simon, L. Verde and R. Jimenez, *Phys. Rev. D* 71, 123001 (2005) [astro-ph/0412269].
- [34] R. G. Abraham et al. *Astron. J.* 127, 2455 (2004) [astro-ph/0402436].
- [35] T. Treu, M. Stiavelli, S. Casertano, P. Moller and G. Bertin, *Mon. Not. Roy. Astron. Soc.* **308** 1037 (1999);
- [36] T. Treu, M. Stiavelli, P. Moller, S. Casertano and G. Bertin, *Mon. Not. Roy. Astron. Soc.* **326** 221 (2001) [astro-ph/0104177];
- [37] T. Treu, M. Stiavelli, S. Casertano, P. Moller and G. Bertin, *Astrophys. J. Lett.* **564** L13 (2002).
- [38] J. Dunlop, J. Peacock, H. Spinrad, A. Dey, R. Jimenez, D. Stern and R. Windhorst, *Nature* **381** 581 (1996).
- [39] H. Spinrad, A. Dey, D. Stern, J. Dunlop, J. Peacock, R. Jimenez and R. Windhorst, *Astrophys. J.* **484** 581 (1997);
- [40] L. A. Nolan, J. S. Dunlop, R. Jimenez and A. F. Heavens, *Mon. Not. Roy. Astron. Soc.* **341** 464 (2003) [astro-ph/0103450].