

Comments on Six Degrees of Separation based on the le Pool and Kochen Models

Norihito Toyota

Hokkaido Information University, Ebetsu, Nisinopporo 59-2, Japan
email :toyota@do-johodai.ac.jp

Abstract

In this article we discuss six degrees of separation, which has been suggested by Milgram's famous experiment [1],[2], from a theoretical point of view again. Though Milgram's experiment was partly inspired to Pool and Kochen's study [4] that was made from a theoretical point of view. At the time numerically detailed study could not be made because computers and important concepts, such as the clustering coefficient, needed for a network analysis nowadays, have not yet developed. In this article we devote deep study to the six degrees of separation based on some models proposed by Pool and Kochen by using a computer, numerically. Moreover we estimate the clustering coefficient along the method developed by us [7] and extend our analysis of the subject through marrying Pool and Kochen's models to our method.

keywords: Six Degrees of separation, Small world Network, Propagation Coefficient Model, Clustering Coefficient,

1 Introduction

In 1967, Milgram made a great impact on the world by advocating the concept "six degrees of separation" by a celebrated paper [1] written based on an social experiment. "Six degrees of separation" shows that people have a narrow circle of acquaintances. A series of social experiments made by him and his joint researcher [2] suggest that all people in USA are connected through about 6 intermediate acquaintances. Their studies were strongly inspired by Pool and Kochen's study [4]. At the time, however, numerically detailed study [4] could not be made because computers and important concepts, such as the clustering coefficient, needed for a network analysis nowadays, have not yet developed sufficiently.

One of the most refined models of six degrees of separation was formulated in work of Watts and Strogatz [5],[6]. Their framework provided compelling evidence that the small-world phenomenon is pervasive in a range of networks arising in nature and technology, and a fundamental ingredient in the evolution of the World Wide Web. But they do not examine closely Milgram's original findings by their model:, especially how influence can the clustering coefficient proposed in their paper [5] have. We have made a study of them in our previous paper [7] based on a homogeneous hypothesis on networks. As a result, we found that the clustering coefficient has not any decisive effect on the propagation of information on a network and then information easily spread to a lot of people even in the cases with a relatively large clustering coefficient; a person only needs dozens of friends.

In this article we devote deep study to the six degrees of separation based on some models proposed by Pool and Kochen [4] by using a computer, numerically. Moreover we estimate the clustering coefficient along the method developed by us [7] and extend our analysis of the subject through marrying Pool and Kochen's models to our method. As a result, it seems to be difficult that six degrees of separation is realized in the models proposed by Pool and Kochen [4] on the whole.

The plan of this article is as follows. In the next section we argue on the first idea proposed by Pool and Kochen [4], where they impose a hypothesis on the average number m_j of acquaintances common to j individuals. In the section we give the condition that information spreads to about 10^9 people within the parameters introduced in the model and evaluate how many people can

receive information released from one person after $6 \sim 10$ steps of transmission of information. We also argue that the results given by Pool and Kochen are unstable. In section 3, we study their improved model. We there investigate the almost same subjects as ones in the section 2. In section 4, we apply the propagation coefficient model proposed by us [7] to Pool and Kochen[4] to evaluate the clustering coefficient. Then we discuss whether six degrees of separation is feasible in Pool and Kochen's models[4]. The section 5 is devoted to summary and consideration.

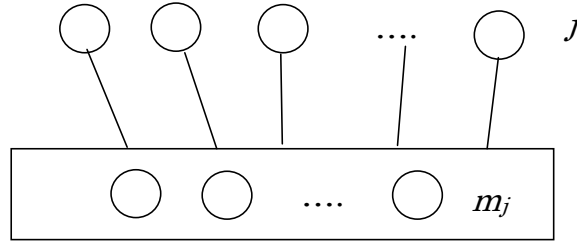
2 Pool and Kochen Model

Some models for patterns of social contacts were described in Pool and Kochen's paper [4]. They can be broadly classified into two groups: the model with social strata and the ones without social strata in the population considered. We concentrate our discussion on the former cases, which are described in the section "The number of common acquaintances" of their paper. There mainly two considerations except for trivial notions are, mainly, described.

N is the total population in the region considered. A unique characteristics in their model is to introduce the average number m_j of acquaintances common to j individuals such as illustrated in Fig.1. They assumed the following relation between m_{j+1} and m_j ;

$$m_{j+1} = am_j \text{ for } j = 1, 2, 3, 4, \dots \text{ with } 0 < a < 1. \quad (1)$$

This means that for example the average number of acquaintances common to five people is smaller than the average number common to four by a factor a , which is the same proportion as the number of friends shared by four is to the number shared by three. This a is between 0 and 1 and should be statistically estimated. It is also assumed that a is independent of j



FigD1. A schematic illustration of m_j .

@

When n_i is the number of independent acquaintances standing at intervals of i link length away from a person A (i -th generation from A), we can express P_i , which is the probability that acquaintances standing at i -th generation from the person A are just an acquaintance of another person B chosen randomly from people except for the acquaintance tree starting from A, as

$$P_i = \frac{n}{Na} \prod_{j=0}^{i-1} (1 - P_j) \{1 - (1 - a)^{n_i}\}. \quad (2)$$

The Fig.2 shows the situation of Pool and Kochen Model. The following recursion relation holds for n_i ,

$$n_{i+1} = \frac{n}{a} \{1 - (1 - a)^{n_i}\}, \quad (3)$$

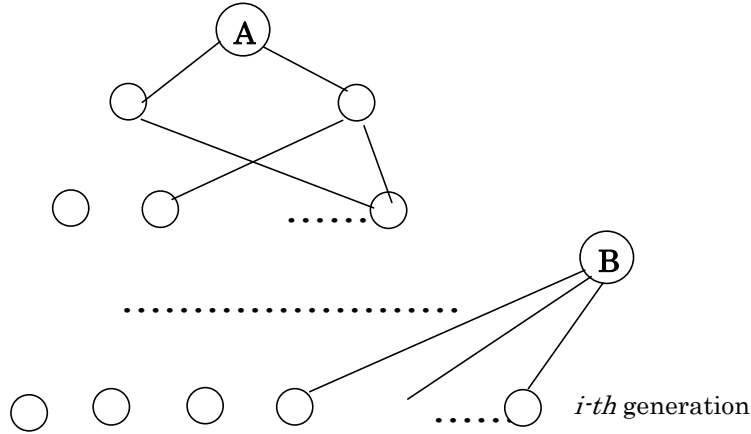
where n is the average number of acquaintances that any person knows (referred as the propagation coefficient in our paper[7]) and satisfies $m_1 = n$. By solving this recursion relation, we can find the total population $M(d)$ that receive information propagated from A during d generations;

$$M(d) = \sum_{k=1}^d n_k.$$

Paying attention to $m_1 = n_1 = n$, we obtain

$$n = \frac{Na^2}{1 - (1 - a)^n}, \quad (4)$$

which leads to a useful relation a and the propagation coefficient n .



FigD2. A schematic illustration of Pool and Kochen Model.@@

@

Fig.3 shows the numerical relation of Eq. (4) for $N = 10^9$. The value of N comes from a slightly large population of the USA. From this, in order to obtain a realistic value of n for $N = 10^9$, extremely small values of a are needed such as $a \sim O(10^{-6})$ when $n \sim O(10)$, and $a \sim O(10^{-4})$ when $n \sim O(10^{2\sim 3})$. We refer to Bernard et al. [8, 9, 10], where they estimate that the average person has a social circle of about 290 people from empirical studies. We infer $a \sim (\text{a few}) \times 10^{-4}$ from that value.

From these results, evaluating the total propagation population M under appropriate values of a and n , we obtain the following results; $M \doteq 4 \times 10^5$ for $a \sim 10^{-7}$ and $n = 10$, and $M \doteq 6 \times 10^6$ for $a = 10^{-3}$ and $n = 1346$. This means that M evaluated is insufficient for information even to spread to only one percent of the total population even in the case with $M \sim 6 \times 10^6$. Since n_i rapidly converges to a constant when generation i grows into about 3 in the case of $n = 1349$, such as shown in Fig. 4, M grows larger in proportion to generation number d for $d > 3$. This is a reason that information can not spread over a large population.

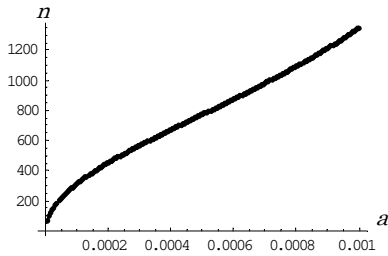


Fig.3 a - n plot for $N = 10^9$.@@

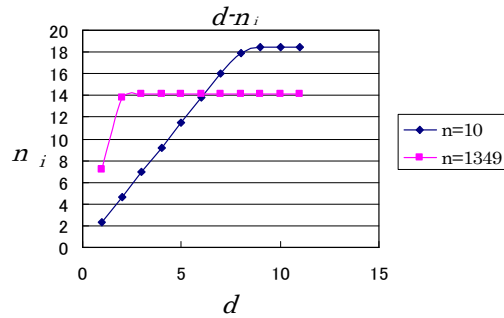


Fig.4 d - n_i plot for $a = 10^{-7}$, $n = 10$ and $a = 10^{-3}$, $n = 1346$.

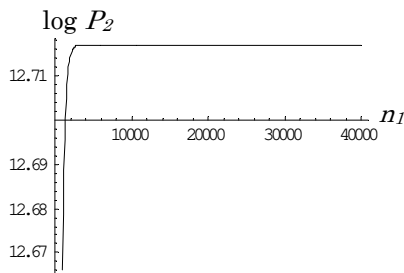


Fig.5. fig.5a. n_1 - $\log P_2$ plot

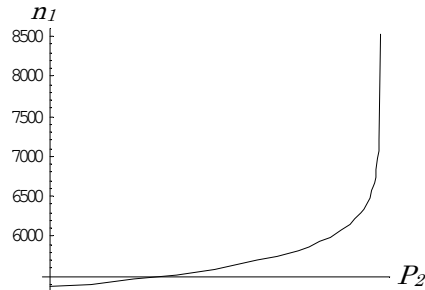


fig.5b $\log P_2$ - n_1 plot with the interval of $P_2 = [0.0033333333, 0.0033333334]$.@@

@ Poor and Kochen mainly gave analyses of the relation between P_i and n_i . Analyzing numerically it in some detail, we find that the relation so unstable that it is difficult to get reliable claims. As shown in Fig.5, n_1 rapidly grows around $P_2 = 1/3$ and that is to say, P_2 rapidly grows for small changing of n_1 . Though the relation between P_i and n_i is unreliable around there, the relation between a and n is stable as shown in Fig.3. Thus the estimation of M calculated above is also reliable.

3 Version up Model

As the second step, Poor and Kochen developed their model more fully. There they introduce a set K_A of A's circle of acquaintances and its complement \bar{K}_A . A_i denote the individuals in the set K_A . The following assumption are made on the conditional probability $Prob(B \in \bar{K}_{A_k} | B \in \bar{K}_{A_{k-1}}, B \in \bar{K}_{A_{k-2}}, \dots, B \in \bar{K}_{A_1})$;

$$Prob(B \in \bar{K}_{A_k} | B \in \bar{K}_{A_{k-1}}, B \in \bar{K}_{A_{k-2}}, \dots, B \in \bar{K}_{A_1}) = Prob(\bar{K}_{A_k} | \bar{K}_{A_{k-1}}) = b = const. \quad (5)$$

where B is a person randomly chosen and the constant b should be statistically estimated. Thus we get [4]

$$Prob(\bar{K}_{A_k}, \bar{K}_{A_{k-1}}, \dots, \bar{K}_{A_1}) = Prob(\bar{K}_{A_1})b^{k-1} = (1 - \frac{n}{N})b^{k-1}. \quad (6)$$

Since for $k = 2$

$$Prob(\bar{K}_{A_2}, \bar{K}_{A_1}) = (1 - \frac{n}{N})b = 1 - \frac{2n}{N} + \frac{m_2}{N}, \quad (7)$$

so we have

$$b = \frac{1 - \frac{2n}{N} + \frac{m_2}{N}}{1 - \frac{n}{N}}. \quad (8)$$

From these equations, we get [4]

$$n_{k+1} = \frac{n^2}{m_2} \left\{ 1 - \left(1 - \frac{m_2}{n} \right)^{n_k} \right\}, \quad (9)$$

$$P_k = \prod_{i=0}^{k-1} \{ 1 - P_i \} P'_k, \quad (10)$$

$$P'_k = 1 - \left(\frac{n}{N} \right) b^{n_{k-1}}. \quad (11)$$

By using these relations, Poor and Kochen mainly studied about P_k , but did not give no consideration to M . In order to do it we only need to solve the recursion relation (9). In this article we numerically estimate M for $N = 10^9$, changing values of n and m_2 . The results are partly given by Fig.6. As expected, M increases as n becomes larger. We also find a natural result that the more larger m_2 is, the smaller M is. It is, however, impossible that information does spread to most of the total population even after 10-th generation in the both cases of Fig.6.

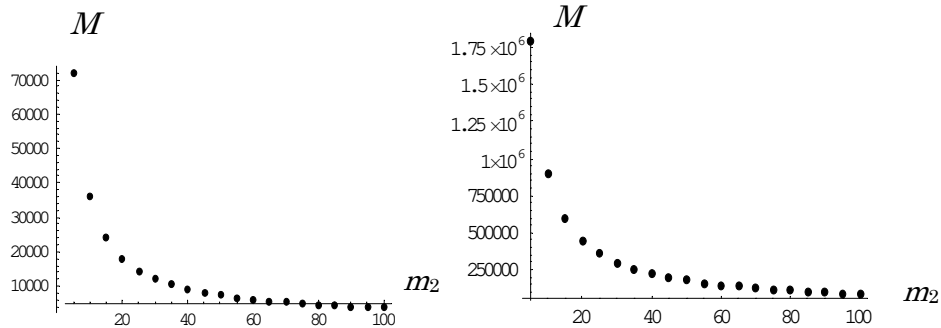


Fig.6. Total population M for $n = 200$ (left) and $n = 1000$ generation (right) in 10-th.

@

4 Poor-Kochen Model and Clustering Coefficient

In this section we calculate the clustering coefficients in Poor-Kochen Model according to the general method developed in the propagation model [7]. First of all, we tidy the notations used in the model.

n_i is the number of nodes in i -th generation G_i .

N is the number of total nodes or the size of a network.

\bar{C} is the clustering coefficient of a network.

C_i is the contribution to the clustering coefficient produced in G_i .

$k_{i,i}$ is the number of edges connected between the same generation i .

$k_{i,i+1}^{(j)}$ the number of edges from a node j in G_i to nodes of G_{i+1} .

$\bar{k}_{i,i+1}$ is the average of $k_{i,i+1}^{(j)}$ over all nodes relevant to the generation;

$$\bar{k}_{i,i+1} = \frac{\sum_{j \in G_i} k_{i,i+1}^{(j)}}{n_i}. \quad (12)$$

Using these quantities, we can express the average degree K of a network.

$$K = 1 + \frac{2k_{i,i}}{n_i} + \bar{k}_{i,i+1} \quad (13)$$

In the propagation model we assumed that C_i was constant, but we now should assume that the population n_i in each generation is constant in Pool-Kochen model. So assuming that the recursion relation on n_i satisfies

$$n_{i+1} = \bar{k}_{i,i+1} n_i (1 - q) = \text{const.} \equiv \bar{n}, \quad (14)$$

we have

$$\bar{k}_{i,i+1} = \frac{1}{1 - q}, \quad (15)$$

where q denotes the probability that a node has two acquaintances in the generation earlier than the node. A schematic diagram of the propagation model including the parameter q is given by Fig.7. Substituting these expressions into the following equation (16) given by us[7]

$$C_i = \frac{\bar{k}_{i-1,i} n_{i-1}}{K(K-1)} \left(\frac{(\bar{k}_{i-1,i} - 1)(K - 1 - \bar{k}_{i,i+1})}{\bar{k}_{i-1,i} n_{i-1} - 1} + \frac{2q(K - 1 - \bar{k}_{i-1,i})}{n_{i-1}} \right), \quad (16)$$

We obtain

$$C_i(q) = \frac{\bar{n}q}{(1-q)^2 K(K-1)(\bar{n}-1-q)(\bar{n}-1)} \left((\bar{n}-1)(K-qK-1) + 2(K-qK+q-2)(\bar{n}-1+q) \right). \quad (17)$$

When varying q , the behavior of C_i in the propagation model is shown in Fig. 8 where $K = 200$ and $\bar{n} = 1000$ are taken. This value will be proper for inhomogeneous networks with respect to degree distribution, which is actually assumed in this section. For larger values of K and n such as $K = 1000$ and $n = 150000$, we have checked that C_i increases more rapidly as q grows larger. Thus the clustering coefficient does not grow large unless q considerably becomes large. It is thought to be difficult that Pool-Kochen model can realize any small worlds from the perspective of this analysis, too. So far networks based on Pool-Kochen models do display a large world property and small clustering coefficient is preferable.

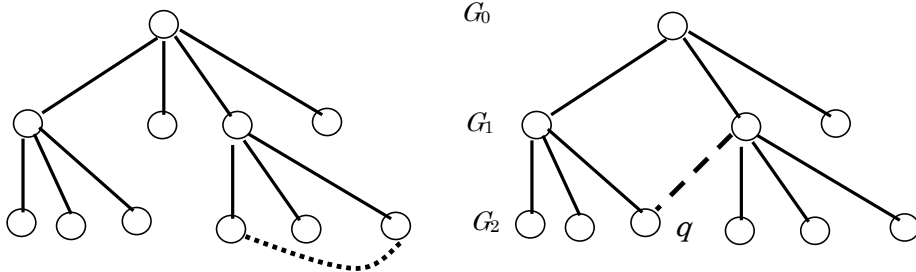


Fig 7. A schematic diagram of the propagation model.

@

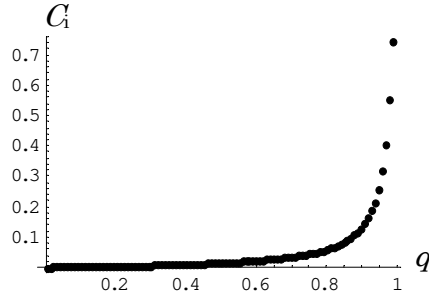


Fig 8. $q-C_i$ plot for $K = 200$ and $\bar{n} = 1000$.

@

Pool and Kochen have made some discussions on models with social strata. Since it is, however, though that the models do not bring any correct results, we abandon the pursuit of the models.

5 Summary and Consideration

In this article we numerically analyzed how six degrees of separation can be realized in human networks based on a series of Pool-Kochen models. Moreover we estimate the clustering coefficient of Pool-Kochen models according to the propagation model and explored the possibility of small-worldness.

In result, we found that it is difficult that Pool-Kochen models realize six degrees of separation and also achieve a large clustering coefficient. Recently Kleinfield has fanned some critical discussions to Milgram's empirical evidence for six degrees of separation [11]. Later Watts et al. have conducted by far the largest ever small-world experiment by using E-mail, involving 60 thousand E-mail users with targets over 13 countries [12, 13]. As they recognize, their experiment has a positive bias in the choice of E-mail users. The small world problem, however, remains as fascinating psychological mysteries. In my opinion, the meaning of Pool-Kochen's study is that the models will not do much a better understanding of six degrees of separation but inspired Milgram and so on to study interesting subjects such as six degrees of separation.

Once we discussed it based on homogeneous hypothesis in the propagation model [7] and find that six degrees of separation likely to materialize somewhat. The hypothesis is, however, not correct. There is considerable deviation in the degree distribution, the clustering coefficient and so on in real networks. To understand six degrees of separation more really, we should introduce some correct distributions into the degree distribution, the clustering coefficient and so on. Newman [14] has made discussions on it by considering some distribution in the degree distribution and furthermore "mutuality" which is a quantity that reflects the density of squares in human relations. This direction of study seems to play an important role in the studies of six degrees of separation. The detail research toward the line of this should be made more properly.

References

- [1] S. Milgram, "The small world problem", *Psychology Today* 2, 60-67 (1967)
- [2] J. Travers and S. Milgram, "An Experimental Study of the Small World Problem", *Sociometry* 32, 425 (1969)
- [3] C. Korte and S. Milgram, "Acquaintance links between White and Negro populations: Application of the small world method", *Journal of Personality and social Psychology* 15 (2), pp.101-108 (1970)
- [4] I.S. Pool and M. Kochen, "Contacts and Influence", *Social Networks*, 1(1978/1979)5-51(This paper was actually written in 1958)
- [5] D. J. Watts and S. H. Strogatz, "Collective dynamics of 'small-world' networks", *Nature*, 393, 440-442(1998)

- [6] D. J. Watts, "Six degree- The science of a connected age", W.W. Norton and Company, New York (2003)
- [7] N. Toyota, Some Considerations on Six Degrees of Separation from A Theoretical Point of Viewh, arXiv:0803.2399
- [8] P.D.Killwoth,E.C.Johnsen, H.R.Bernard, G.A.Shelley and "Estimating the size of personal networks", Social Networks 12,289-312 (1990)
- [9] H.R.Bernard, E.C.Johnsen, P.D.Killwoth and S. Robinson, " Estimating the size of average personal network and of an event population; Some empirical results" , Social Science Research 20, 109-121(1991)
- [10] H.R.Bernard, P.D.Killwoth, E.C.Johnsen, and C.McCarty, " Estimating the ripple effect of a disaster", Connections 24(2), pp.16-22(2001)
- [11] J.S. Kleinfield, "The small world problem", Society 39(2) pp.61-66(2002): "COULD IT BE A BIG WORLD? ", http://www.uaf.edu/northern/big_world.html
- [12] P.S.Dodds, R.Muhamad and D.J. Watts, " An Experimental Study of Research in Global Social Networks", Science 301, pp.827-829: <http://small.world.columbia.edu/images/dodds2003pa.pdf> (2003)
- [13] D. J. Watts et al., Small World Project-Columbia University. <http://small.world.columbia.edu/>
- [14] M.E.J.Newman,"Ego-centered networks and the ripple effect or why all your friends are wired", Social Networks 25 (2003) p.83;arXiv. cond-mat/0111070