

G. Fuchs<sup>1</sup>, S.-L. Drechsler<sup>1</sup>, N. Kozlova<sup>1</sup>,  
J. Freudenberger<sup>1</sup>, M. Bartkowiak<sup>2</sup>,  
J. Wosnitza<sup>2</sup>, G. Behr<sup>1</sup>, K. Nenkov<sup>1</sup>,  
B. Büchner<sup>1</sup>, and L. Schultz<sup>1</sup>

## Upper critical field measurements up to 60 T in arsenic-deficient $\text{LaO}_{0.9}\text{F}_{0.1}\text{FeAs}_{1-\delta}$ : Pauli limiting behaviour at high fields vs. improved superconductivity at low fields

05.28.2009

**Abstract** We report resistivity and upper critical field  $B_{c2}(T)$  data for As deficient  $\text{LaO}_{0.9}\text{F}_{0.1}\text{FeAs}_{1-\delta}$  in a wide temperature and high field range up to 60 T. These disordered samples exhibit a slightly enhanced superconducting transition at  $T_c = 29$  K and a significantly enlarged slope  $\text{d}B_{c2}/\text{d}T = -5.4$  T/K near  $T_c$  which contrasts with a flattening of  $B_{c2}(T)$  starting near 23 K above 30 T. This flattening is interpreted as Pauli limiting behaviour (PLB) with  $B_{c2}(0) \approx 63$  T. We compare our results with  $B_{c2}(T)$ -data reported in the literature for clean and disordered samples. Whereas clean samples show no PLB for fields below 60 to 70 T, the hitherto unexplained flattening of  $B_{c2}(T)$  for applied fields  $H \parallel ab$  observed for several disordered closely related systems is interpreted also as a manifestation of PLB. Consequences of our results are discussed in terms of disorder effects within the frame of conventional and unconventional superconductivity.

**Keywords** pnictide superconductors, upper critical field

**PACS** 74.25Op, 74.70Dd

The recently discovered FeAs based superconductors<sup>1</sup> exhibit high transition temperatures  $T_c \leq 57$  K and remarkably high upper critical fields  $B_{c2}(0)$  exceeding often 70 T. Many basic properties of these novel superconductors and the underlying pairing mechanism are still not well understood. A study of  $B_{c2}(T)$ , in particular, investigations on disordered FeAs superconductors are of large interest since for an unconventional pairing both  $T_c$  and  $\text{d}B_{c2}/\text{d}T$  at  $T_c$  are expected to be

---

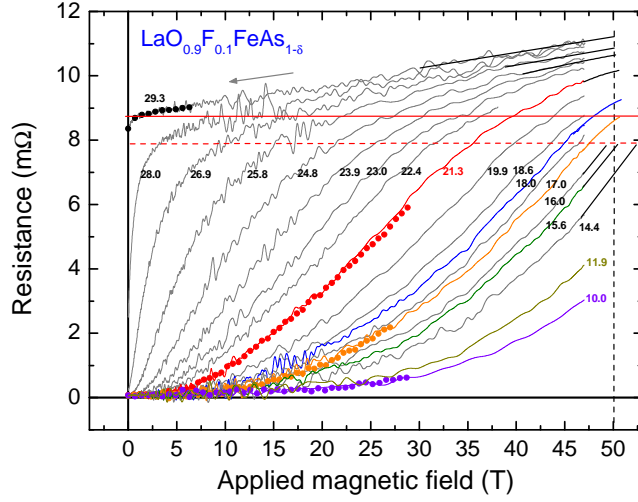
1: Leibniz-Institut IFW Dresden, P.O. Box 270116, D-011171 Dresden, Germany

Tel.: +49 351 4659 538

Fax: +49 351 4659 490

E-mail: fuchs@ifw-dresden.de

2: Leibniz-Institut FZ Dresden-Rossendorf (FZD), Germany



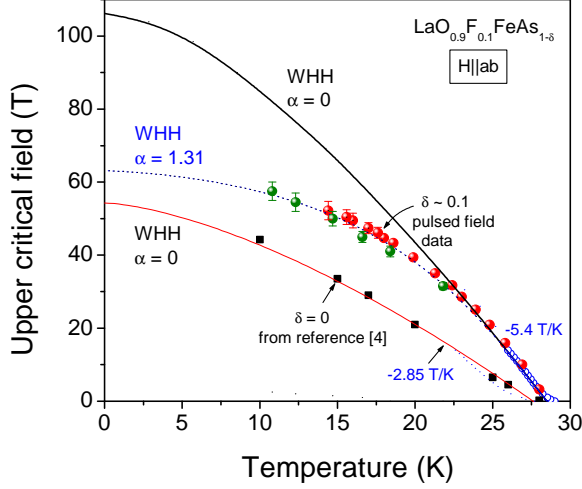
**Fig. 1** (Color online) Field dependence of the resistance at fixed  $T$  (see legend) measured in pulsed fields. Lines: measurements up to 47 T; symbols measurements up to 29 T shown for selected  $T$ . Horizontal full and dashed lines:  $R = R_N$  and  $R = 0.9R_N$ , respectively with  $R_N$  as the resistance in the normal state.

suppressed by introducing disorder. In the present paper,  $B_{c2}(T)$  of As-deficient  $\text{LaO}_{0.9}\text{F}_{0.1}\text{FeAs}_{1-\delta}$  samples is studied in fields up to 60 T.

Polycrystalline samples of  $\text{LaO}_{0.9}\text{F}_{0.1}\text{FeAs}$  were prepared by the standard solid state reaction method<sup>2,3</sup>. Some samples have been wrapped in a Ta foil during the final annealing procedure. Ta acts as an As getter at high temperatures forming a solid solution of about 9.5 at.% As in Ta. This leads to an As loss in the samples resulting in an As/Fe ratio of about 0.9. Due to disorder in the FeAs layer, an enhanced resistivity in the normal state at 31 K is found for the investigated As-deficient sample (ADS) exceeding that of a clean reference sample by a factor of about three. Nevertheless, the ADS has, with  $T_c = 28.5$  K, a higher  $T_c$  than stoichiometric reference samples ( $T_c = 27.7$  K)<sup>3</sup>.

In Fig. 1, resistance data obtained in pulsed fields up to 50 T are shown for the ADS. Gold contacts (100 nm thick) were prepared by sputtering in order to provide a low contact resistivity and, therefore, to avoid possible heating effects. The magnetic field generated by the employed IFW's pulsed field magnet rises within 10 ms to its maximum value  $B_{max}$  and decreases afterwards to zero within the same time. The resistance data shown in Fig. 1 were taken for descending field using  $B_{max} = 47$  T. Additionally, resistance data were collected for  $B_{max} = 29$  T at several selected temperatures. The agreement between the data obtained for both  $B_{max}$ -values confirms that our data are not affected by sample heating.

For polycrystalline samples, only the highest upper critical field  $B_{c2}^{ab}$  is accessible which is related to those grains oriented with their  $ab$ -planes along the applied field.  $B_{c2}^{ab}$  was determined from the onset of superconductivity (SC) defining it at 90% of the resistance  $R_N$  in the normal state (see Fig. 1). The temperature dependence of  $B_{c2}^{ab}$  of our As-deficient sample obtained from pulsed field measurements in the IFW and the FZD is shown in Fig. 2 together with  $B_{c2}$  data

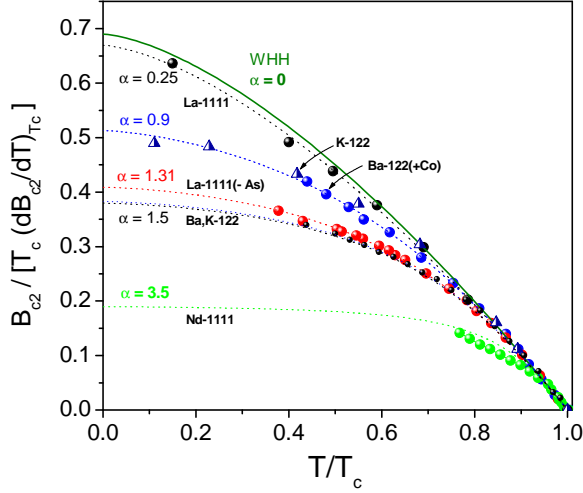


**Fig. 2** (Color online)  $T$ -dependence of  $B_{c2}^{ab}$ . Data for the As-deficient sample from DC (■) and pulsed field measurements (● - IFW Dresden, ● - FZD) and data for a clean reference sample<sup>4</sup>. Solid lines: WHH model without PLB. Dotted line:  $B_{c2}^*(T)$  for  $\alpha = 1.31$  (see text).

reported for a clean reference sample<sup>4</sup>. The large slope  $dB_{c2}/dT = -5.4$  T/K at  $T_c$  of our ADS points to strong impurity scattering in accord with its enhanced resistivity at 30 K. For the clean sample<sup>4</sup> the available data up to 45 T is well described by the WHH (Werthamer-Helfand-Hohenberg) model<sup>5</sup> for the orbital limited upper critical field. Whereas for the ADS, the WHH model which predicts  $B_{c2}^*(0) = 0.69T_c(dB_{c2}/dT)|_{T_c} = 106$  T at  $T = 0$ , fits the experimental data up to 30 T, only. For applied fields above 30 T increasing deviations from the WHH curve are clearly visible both for the  $B_{c2}(T)$  data from the IFW and the FZD. The flattening of  $B_{c2}(T)$  at high field points to its limitation by the Pauli spin paramagnetism. This effect is measured in the WHH model by the Maki parameter  $\alpha = \sqrt{2}B_{c2}^*(0)/B_p(0)$ , where  $B_p(0)$  is the Pauli limiting field. The paramagnetically limited upper critical field,  $B_{c2}^p$ , is given by  $B_{c2}^p(0) = B_{c2}^*(0)(1 + \alpha^2)^{-0.5}$ . For our ADS, a satisfying fit of the experimental data to this model was obtained for  $\alpha = 1.31$  (see Fig. 2) and yields  $B_{c2}^p(0) = 63$  T.

For several disordered closely related systems, a similar flattening of  $B_{c2}(T)$  as we found for our ADS has been reported for applied fields  $H \parallel ab$ . This is shown in Fig. 3 where the normalized upper critical field  $h^* = B_{c2}(T)/[T_c(dB_{c2}/dT)|_{T_c}]$  is plotted against the reduced temperature  $t = T/T_c$ . In contrast,  $B_{c2}(T)$  data for clean  $\text{LaO}_{0.93}\text{F}_{0.07}\text{FeAs}$  samples<sup>6</sup> (see Fig. 3) show almost no Pauli-limiting behavior for fields up to 70 T. The data in Fig. 3 are well described by the WHH model using the obtained Maki parameters  $\alpha$ . The deviation of  $h^*(t)$  at low  $T$  from  $h^*(t)$  for  $\alpha = 0$  increases with  $\alpha$  due to rising paramagnetic pair-breaking.

We found for our As-deficient samples indications for a strongly enhanced Pauli paramagnetism from  $\mu\text{SR}$  experiments<sup>11</sup>. Their improved SC at high  $T$  and low fields can be understood within conventional s-wave SC by enhanced disorder. In contrast, for clean FeAs superconductors an unconventional  $s^\pm$ -wave sce-



**Fig. 3** (Color online) Normalized upper critical field  $B_{c2}(T)/[T_c (dB_{c2}/dT)|_{T_c}]$  vs.  $T/T_c$  for an As-deficient  $\text{LaO}_{0.9}\text{F}_{0.1}\text{FeAs}_{1-\delta}$  sample (La-1111(-As)) in comparison with data reported for non-deficient  $\text{LaO}_{0.93}\text{F}_{0.07}\text{FeAs}$  (La-1111,  $T_c = 25$  K)<sup>6</sup>,  $\text{Ba}(\text{Fe}_{0.9}\text{Co}_{0.1})_2\text{As}_2$  (Ba-122(+Co),  $T_c = 21.9$  K)<sup>7</sup>,  $\text{KFe}_2\text{As}_2$  (K-122,  $T_c = 2.8$  K)<sup>8</sup>,  $\text{Ba}_{0.55}\text{K}_{0.45}\text{Fe}_2\text{As}_2$  (Ba-122,  $T_c = 32$  K)<sup>9</sup>,  $\text{NdO}_{0.7}\text{F}_{0.3}\text{FeAs}$  (Nd-1111,  $T_c = 45.6$  K)<sup>10</sup>. Dotted and solid lines: WHH model for the indicated values. All curves shown correspond to  $H \parallel ab$ .

nario has been proposed. On the basis of our results for  $B_{c2}(T)$ , two alternative scenarios of opposite disorder effects might be suggested: (i) an impurity-driven change of the pairing state from  $s^\pm$  to conventional  $s_{++}$ -wave SC and (ii) a special impurity-driven stabilization of the  $s^\pm$  state where the As-vacancies are assumed to scatter predominantly within the bands. The PLB found here suggests to continue measurements at least up to 70 T in order to elucidate, whether there is still much room for increasing  $B_{c2}$  beyond that range. The possibility to improve the low-field properties of FeAs superconductors by introducing As vacancies opens new preparation routes for optimising the properties of these superconductors.

## References

1. Y. Kamihara *et al.*, *J. Am. Chem. Soc.* **130**, 3296 (2008)
2. X. Zhu *et al.*, *Supercond. Sci. Technol.* **21**, 105001 (2008)
3. G. Fuchs *et al.*, *Phys. Rev. Lett.* **101**, 237003 (2008)
4. F. Hunte *et al.*, *Nature (London)* **453**, 903 (2008)
5. N.R. Werthamer *et al.*, *Phys. Rev.* **147**, 295 (1966)
6. Y. Kohama *et al.*, *arXiv:0809.1133*, *Phys. Rev. B* (in press) (2008)
7. A. Yamamoto *et al.*, *Appl. Phys. Lett.* **94**, 062511 (2009)
8. T. Terashima *et al.*, *arXiv:0903.3783v1*, *J. Phys. Soc. Jpn.* (in press) (2009)
9. M.M. Altarawneh *et al.*, *Phys. Rev. B* **78**, 220505(R) (2008)
10. J. Jaroszynski *et al.*, *Phys. Rev. B* **78**, 174523 (2008)
11. G. Fuchs *et al.*, *New J. Phys.*, in press (2009)