

Effects of Mutual Transits by Extrasolar Planet-Companion Systems on Light Curves

Masanao SATO, and Hideki ASADA

Faculty of Science and Technology, Hirosaki University, Hirosaki, Aomori 036-8561

(Received ; accepted)

Abstract

We consider the effects of mutual transits by extrasolar planet-companion systems (in a true binary or a planet-satellite system) on light curves. We show that induced changes in light curves depend strongly on a ratio between a planet-companion's orbital velocity around their host star and a planet-companion's spin speed around their common center of mass. In both the slow and fast spin cases (corresponding to long and short distances between them, respectively), a certain asymmetry appears in light curves. We show that, especially in the case of short distances, occultation of one faint object by the other, while the transit of the planet-companion system occurs in front of its parent star, causes an apparent increase in light curves and characteristic fluctuations appear as important evidence of mutual transits. We show also that extrasolar mutual transits provide a complementary method of measuring the radii of two transiting objects, their separation and mass, and consequently identifying them as a true binary, planet-satellite system or others. Monitoring 10^5 stars for three years with *Kepler* may lead to a discovery of a second Earth-Moon-like system if the fraction of such systems for an averaged star is larger than 0.05, or it may put upper limits on the fraction as $f < 0.05$.

Key words: techniques: photometric — eclipses — occultations — planets and satellites: general — stars: planetary systems

1. Introduction

It is of general interest to discover a second Earth-Moon system. Detections of extrasolar planet-satellite or binary planet systems will bring important information to planet (and satellite) formation theory (e.g., Jewitt and Sheppard 2005, Canup and Ward 2006, Jewitt and Haghighipour 2007).

It is not clear whether the IAU definition for planets in the solar system can be applied to extrasolar planets as it is. The IAU definition in 2006 is as follows. A planet is a celestial

body that (a) is in orbit around the Sun, (b) has sufficient mass so that it assumes a hydrostatic equilibrium (nearly round) shape, and (c) has cleared the neighborhood around its orbit.

We call a gravitationally bound system of two extrasolar planet-size objects simply as extrasolar *binary planets*. They constitute a true binary if the following conditions are satisfied instead of (c) in addition to the two criteria (a) with replacing the Sun by a host star and (b). (c1) Their *total* mass is dominant in the neighborhood around their orbits. (c2) Their common center of mass is *above* their surfaces. If it is below a surface of one object, one may call them an extrasolar planet-satellite.

There have been theoretical works on the existence of planets with satellites. The solar system's outer gaseous planets have multiple satellites, each of which notably has a similar fraction ($\sim 10^{-4}$) of their respective planet's mass. For instance, Canup and Ward (2006) found that the mass fraction is regulated to $\sim 10^{-4}$ by a balance between two competing processes of the material inflow to the satellites and the satellite loss through orbital decay driven by the gas. They suggested that similar processes could limit the largest satellite of extrasolar giant planets. Such theoretical predictions await future observational tests. There still remains a possibility of detecting Jupiter-size binary planets with comparable masses. Furthermore, we should note that their model does not hold for solid planets. It may be possible to detect binary solid planets (perhaps Earth-size ones). Therefore, future detection of extrasolar planet-companion systems or a larger mass fraction ($> 10^{-4}$) of satellites around gaseous exoplanets will give definite information on the planet and satellite formation theory. In any case, unexpected findings will open the possibility of new configurations such as binary planets.

Recent direct imaging of a planetary mass $\sim 8M_J$ with an apparent separation of 330 AU from the parent star (Lafrenière et al. 2008) indicates the likely existence of long-period exoplanets (> 1000 yr). In this paper, we consider such exoplanets as well as close ones.

Since the first detection of a transiting extrasolar planet (Charbonneau et al. 2000), photometric techniques have been successful (e.g., Deming, Seager, Richardson, Harrington 2005 for probing atmosphere, Ohta et al. 2005, Winn et al. 2005, Gaudi & Winn 2007, Narita et al. 2007, 2008 for measuring stellar spins). In addition to *COROT*¹, *Kepler*² has been very recently launched. It will monitor about 10^5 stars with expected 10 ppm ($= 10^{-5}$) photometric differential sensitivity. This enables the detection of a Moon-size object.

Sartoretti and Schneider (1999) first suggested a photometric detection of extrasolar satellites. Cabrera and Schneider (2007) developed a method based on the imaging of a planet-companion as an unresolved system (but resolved from its host star) by using planet-companion mutual transits and mutual shadows. As an alternative method, timing offsets for a single eclipse have been investigated for eclipsing binary stars as a perturbation of transiting planets around the center of mass in the presence of the third body (Deeg et al. 1998, 2000, Doyle

¹ <http://www.esa.int/SPECIALS/COROT/>

² <http://kepler.nasa.gov/>

et al. 2000). It has been recently extended toward detecting “exomoons” (Szabó, Szatmáry, Divéki, Simon 2006, Simon, Szatmáry, Szabó, 2007, Kipping 2009a, 2009b). The purpose of the present paper is to investigate effects of mutual transits by extrasolar planet-companion systems on light curves, especially how the effects depend on their spin velocity relative to their orbital one around their parent star. Furthermore, we shall discuss extrasolar mutual transits as a complementary method of measuring the system’s parameters such as a planet-companion’s separation and thereby of identifying them as a true binary, planet-satellite system or others.

Our treatment is applicable both to a true binary and to a planet-satellite system. Our method has analogies in classical ones for eclipsing binaries (e.g., Binnendijk 1960, Aitken 1964). A major difference is that occultation of one faint object by the other transiting a parent star causes an apparent *increase* in light curves, whereas eclipsing binaries make a decrease. What is more important is that, in both cases where one faint object transits the other and vice versa, changes are made in the light curves due to mutual transits even if no light emissions come from the faint objects. In a single transit, on the other hand, thermal emissions from a transiting object at lower temperature make a difference in light curves during the secondary eclipse, when the object moves behind a parent star as observed for instance for HD209458b (Deming et al. 2005).

Let us briefly mention transits/occultations in the solar system. It is possible that the Moon or another celestial body occult multiple celestial bodies at the same time. Such mutual occultations are extremely rare and can be seen only from a small part of the world. The last event was on 23rd of April, 1998, when the Moon occulted the Venus and Jupiter simultaneously for observers on Ascension Island. Such an event is extremely rare because it is controlled by three different orbital periods of the Moon, Venus and Jupiter and hence the probability of the alignment of the three objects is very low.

In the case of planet-companion systems, on the other hand, orbital periods around a host star are common for the two objects. Therefore, the number of time scales controlling extrasolar mutual transits are *two*; the orbital period around the host star and the planet-companion’s spin period. As a result, extrasolar mutual transits (with one planet occasionally transiting or occulting the other) across a parent star, can occur more frequently than mutual occultations in our solar system.

This paper is organized as follows. In section 2, we consider mutual transits of extrasolar planet-companion systems in orbit around their host star. Event rates and possible bounds are also discussed. Section 3 is devoted to the conclusion.

2. Mutual Transits of Extrasolar Planet-companion Systems

2.1. Approximations and notation

For simplicity, we assume that the orbital plane of a planet-companion system orbiting around its common center of mass (COM) is the same as that of the COM in orbit around the host star with radius R . This co-planar assumption is reasonable because it seems that planets are born from fragmentations of a single proto-stellar disk and thus their spins and orbital angular momentum are nearly parallel to the spin axis of the disk.

Inclination angles of the orbital plane with respect to our line of sight are chosen as 90 degrees, because transiting planets can be observed only for (nearly) the edge-on case. In order to show clearly our idea, the binaries are in circular motion as an approximation by (c1). It is straightforward to extend to elliptic motions.

For investigating transits, we need the transverse position x and velocity v . We denote those of the COM for planet-companion systems as x_{CM} and v_{CM} , respectively, where the origin of x is chosen as the center of the star. The position and velocity of each planet with mass m_1 and m_2 in the binary system with separation a are denoted as x_i and v_i ($i = 1, 2$), respectively. We express the position of each planet as

$$x_1 = x_{CM} + a_1 \cos \omega(t - t_0), \quad (1)$$

$$x_2 = x_{CM} - a_2 \cos \omega(t - t_0), \quad (2)$$

where the orbital radius of each planet around their COM is denoted by a_i , the angular velocity of the binary motion is denoted by ω , and t_0 means the time when the binary separation becomes perpendicular to our line of sight (See Table 1 for a list of parameters and their definition). For simplicity, we shall set $t_0 = 0$ below.

One can approximate v_{CM} as being constant during the transit, because the duration is much shorter than the orbital period for the binary around the host star.

2.2. Transits in light curves

The decrease in the apparent luminosity due to mutual transits is expressed as

$$L = \frac{S - \Delta S}{S}, \quad (3)$$

where $S = \pi R^2$, $S_1 = \pi r_1^2$, $S_2 = \pi r_2^2$, $\Delta S = S_1 + S_2 - S_{12}$. Here, r_1 and r_2 denote the radii of the planets 1 and 2, and S_{12} denotes the area of the apparent overlap between them, which is seen from the observer. Without loss of generality, we assume $r_1 \geq r_2$.

2.3. Effects on light curves

We investigate light curves by mutual transits due to planet-companion systems. The time derivative of Eq. (2) becomes $v_2 = v_{CM} + a_2 \omega \sin \omega(t - t_0)$. Hence, the apparent retrograde motion is observed if $v_{CM} < a_2 \omega$, which we call the fast planet-companion's spin. If $v_{CM} > a_2 \omega$,

we call it slow spin. The Earth-Moon and Jupiter-Ganymede systems represent slow and marginal cases, respectively.

Figure 1 shows light curves by mutual transits for two cases. One is the zero spin limit of $\omega \rightarrow 0$ as a reference. In this case, motion of the two objects is nothing but a translation. Because of the time lag between the first and second transits, a certain plateau appears in light curves. The other is a slow spin case as $W = 1$, where W denotes the dimensionless spin ratio defined as $a\omega/v_{CM}$. Its basic feature is the same as that for zero spin case, except for certain changes that are due to the relative motion between the planets. In the slow case, averaged inclination of each slope in the light curve is dependent on time, especially at the start and end of the mutual transit. Here we assume planet-companion systems with a common mass density, a radius ratio as $R : r_1 : r_2 = 20 : 2 : 1$, and $a/R = 0.9$.

Fast spin cases are shown by Figs. 2 and 3 ($W = 3$ and 6, respectively), where the apparent retrograde motion produces characteristic fluctuations. Here we assume the same configuration as that in Fig. 1 except for shorter distance from the host star. These figures show also the transverse positions of planets with time, which would help us to understand the chronological changes in the light curves. In particular, it can be understood that such characteristic patterns appear only when two faint objects are in front of the star and one of them transits (or occults) the other.

2.4. Parameter determinations through mutual transits

In all the above cases, the amount of decrease in light curves or the magnitude of fluctuations gives the ratios among the radii of the star and two faint objects (R, r_1, r_2). Through behaviors of apparent light curves in both slow and fast cases, $a\omega$ (as its ratio to v_{CM}) can be obtained as shown by Figs. 1-3. Here, v_{CM} is determined as $v_{CM} = 2R/T_E$ by measuring the duration of the whole transit time T_E because of $R \gg r_1, r_2$, if the stellar radius R (and mass m_S) are known for instance by its spectral type. Therefore, $a\omega$ is determined separately. The planet-companion's spin velocity $a\omega$ determines the gravity between the objects.

The spin period P (and thus ω) can be determined, especially for the fast rotation case that produces multiple "hills", because an interval between neighboring "hills" is nothing but a half of the binary period. As a result, the binary separation a is obtained separately. Hence one can determine the total mass of the binary as $Gm_{tot} = \omega^2 a^3$ from Kepler's third law, where G denotes the gravitational constant.

If we assume also that the mass density is common for two objects constituting the binary (this may be reasonable especially for similar size objects as $r_1 \sim r_2$), each mass is determined as $m_1 = r_1^3(r_1^3 + r_2^3)^{-1}m_{tot}$ and $m_2 = r_2^3(r_1^3 + r_2^3)^{-1}m_{tot}$, respectively. Therefore, the orbital radius of each body around the COM is obtained as $a_1 = r_2^3(r_1^3 + r_2^3)^{-1}a$ and $a_2 = r_1^3(r_1^3 + r_2^3)^{-1}a$, respectively. At this point, importantly, the two objects can be identified as a true binary or planet-satellite system.

In a slow spin case, on the other hand, the apparent separation a_{\perp} (normal to our line of sight) is determined as $a_{\perp} = T_{12}v_{CM}$ from measuring the time lag T_{12} between the first and second transits because v_{CM} is known above.

Before closing this subsection, we briefly mention the time scale of the brightness fluctuation. The full width of a ‘‘hill’’ T_{hill} corresponds to the crossing time of two planets as $2r/a\omega$. We thus obtain

$$a\omega = \frac{2r}{T_{hill}}. \quad (4)$$

By measuring the width, therefore, $a\omega$ can be determined directly and independently only for the fast spin case that produces spiky patterns. To be more precise, the full width of a ‘‘hill’’ at top and bottom are expressed as (See also Figure 4)

$$T_{top} = \frac{2(r_1 - r_2)}{a\omega}, \quad (5)$$

$$T_{bottom} = \frac{2(r_1 + r_2)}{a\omega}. \quad (6)$$

Only for symmetric binaries ($r_1 = r_2$), we have $T_{top} = 0$ and thus true spikes. Otherwise, truncated spikes (or ‘‘hills’’) appear. With r_1 and r_2 determined from brightness changes, measuring either T_{top} or T_{bottom} provides $a\omega$. This can be verified in Figure 2. Figure 5 shows a flow chart of the parameter determinations that are discussed above.

The half width for giant planets is about

$$\frac{r}{a\omega} \sim 5 \times 10^3 \left(\frac{r}{5 \times 10^4 \text{km}} \frac{10 \text{km/s}}{a\omega} \right) \text{sec}. \quad (7)$$

Therefore, detections of such fluctuations due to mutual transits of extrasolar binary planets require frequent observations, say every hour. Furthermore, more frequency (e.g., every ten minutes) is necessary for parameter estimations of the binary.

Let us mention a connection of the present result with current space telescopes. Decrease in apparent luminosity due to the secondary planet is $O(r_2^2/R^2)$. Besides the time resolution (or observation frequency) and mission lifetimes, detection limits by *COROT* with the achieved accuracy of photometric measurements (700 ppm in one hour) could put $r_2/R \sim 2 \times 10^{-2}$. The nominal integration time is 32 sec. but co-added over 8.5 min. except for 1000 selected targets for which the nominal sampling is preserved. By the *Kepler* mission with expected 10 ppm differential sensitivity for solar-like stars with $m_V = 12$, the lower limit will be reduced to $r_2/R \sim 3 \times 10^{-3}$. An analogy of the Earth-Moon ($r_2/R \sim 2.5 \times 10^{-3}$, $W \sim 0.03$) and Jupiter-Ganymede ($r_2/R \sim 4 \times 10^{-3}$, $W \sim 0.8$) will be marginally detectable. Figure 6 shows a light curve due to an analogy of the Earth-Moon system. Observations both with high frequency (at least during the time of transits) and with good photometric sensitivity are desired for future detections of mutual transits. *COROT* satisfies these requirements and thus has a chance to find mutual transits. *Kepler* (with CCDs readout every three seconds) is one of the most suitable missions to date for the goal.

2.5. Event rate and possible bounds on Earth-Moon-like systems

The probability of detecting mutual transits is expressed as $p = p_1 p_2 p_3$, where the probability for an object (with orbital period P_{CM}) transiting its host star during the observed time T_{obs} is denoted as $p_1 = T_{obs}/P_{CM}$, that for one component transiting (or occulting) the other during the eclipse with duration T_E is denoted as $p_2 = T_E/P$ for slow cases ($p_2 = 1$ for $P < T_E$), and that for a condition that an observer is located in directions where the eclipse can be seen is denoted as $p_3 = \theta_{max}/(\pi/2)$. Here, the maximum angle from the orbital plane becomes $\theta_{max} \equiv R/a_{CM}$. Hence we obtain

$$p = \frac{2RT_E T_{obs}}{\pi a_{CM} P P_{CM}}, \quad (8)$$

which becomes $p \sim 6 \times 10^{-5} T_{obs} \text{yr}^{-1}$ for an Earth-Moon-like system. We thus need to monitor a number of stars ($N_S > 10^4$). Let f denote the fraction of such systems for an averaged star. We have the expected events n for observing N_S stars during T_{obs} as $n = fpN_S$. Therefore, monitoring 10^5 stars for three years with *Kepler* may lead to the discovery of a second Earth-Moon-like system if the fraction is larger than 0.05, or it may put upper limits on the fraction as $f < (pN_S)^{-1} \sim 0.05(3\text{yr}/T_{obs})(10^5/N_S)$.

We should note that there exist constraints due to some physical mechanisms on our parameters, especially the orbital separation. For instance, the companion’s orbital radius must be larger than the Roche limit and smaller than the Hill radius (e.g., Danby 1988, Murray and Dermott 2000). These stability conditions are satisfied by the Earth-Moon system. Therefore, we can use Eq. (8) for Earth-Moon analogies. For general cases such as “exoearth-exomoon” systems that have much smaller separations or are located at much shorter distance from their parent star, however, we have to take account of corrections due to certain physical constraints (e.g., Sartoretti and Schneider 1999 for estimates of such conditional probabilities with incorporating the Roche and Hill radii).

3. Conclusion

We have shown that light curves by mutual transits of extrasolar planets depend strongly on a planet-companion’s spin velocity, and especially for small separation cases where occultation of one faint object by the other transiting a parent star causes an apparent increase in light curves and characteristic fluctuations appear. We have shown also that extrasolar mutual transits provide a complementary method for measuring the radii of two transiting objects, their separation and mass, and consequently for identifying them as a true binary, planet-satellite system or others. Event rates and possible bounds on the fraction of Earth-Moon-like systems have been presented. Up to this point, we have considered only the obscuration effect in a simplistic manner. When actual light curves are analyzed, we should incorporate (1) a small deviation of the inclination angle from 90 degrees, (2) elliptical motions of the binary and (3)

perturbations as three (or more)-body interactions (e.g., Danby 1988, Murray and Dermott 2000). Limb darkenings also should be taken into account.

References

- Aitken, R. G. 1964 *The Binary Stars* (NY: Dover)
- Binnendijk, L. 1960 *Properties of Double Stars* (Philadelphia: University of Pennsylvania Press)
- Cabrera, J., & Schneider, J. 2007, A&A, 464, 1133
- Canup, R. M., & Ward, W. R. 2006, Nature, 441, 834
- Charbonneau, D., Brown, T. M., Latham, D. W., & Mayor, M., 2000, ApJ, 529, L45
- Danby, J. M. A., 1988, *Fundamentals of Celestial Mechanics* (VA, William-Bell)
- Deeg, H. J., et al., 1998, A&A, 338, 479
- Deeg, H. J., Doyle, L. R., Kozhevnikov, V. P., Blue, J. E., Martin, E. L., Schneider, J., 2000, A&A, 358, L5
- Deming, D., Seager, S., Richardson, L. J., & Harrington, J., 2005, Nature, 434, 740
- Doyle, L. R., et al., 2000, ApJ, 535, 338
- Gaudi, B. S., & Winn, J. N., 2007, ApJ, 655, 550
- Jewitt, D., & Haghighipour, N. 2007, ARAA, 45, 261
- Jewitt, D., & Sheppard, S. 2005, Space. Sci. Rev., 116, 441
- Kipping, D. M. 2009a, MNRAS, 392, 181
- Kipping, D. M. 2009b, arXiv:0904.2565
- Lafrenière, D., Jayawardhana, R., van Kerkwijk, M. H., 2008, ApJ, 689, L153
- Murray, C. D., Dermott, S. F., 2000, *Solar system dynamics* (Cambridge, Cambridge U. Press)
- Narita, N., et al. 2007, PASJ, 59, 763
- Narita, N., Sato, B., Ohshima, O., & Winn, J. N. 2008, PASJ, 60, L1
- Ohta, Y., Taruya, A., & Suto, Y. 2005, ApJ, 622, 1118
- Sartoretti, P., & Schneider, J. 1999, A&AS, 134, 553
- Simon, A., Szatmáry, K., & Szabó, G. M. 2007, A&A, 470, 727
- Szabó, G. M., Szatmáry, K., Divéki, Z., & Simon, A. 2006, A&A, 450, 395
- Winn, J. N., et al. 2005, ApJ, 631, 1215

Table 1. List of quantities characterizing a system in this paper.

Symbol	Definition
P_{CM}	Orbital period around a host star
P	Spin period of a planet-companion system
ω	Angular velocity of a planet-companion system ($= 2\pi/P$)
a_{CM}	Distance of planet-companion's center of mass from their host star
a	Separation of a planet-companion system
a_{\perp}	Apparent separation of a planet-companion system
R	Host star's radius
r_1	Planet's radius
r_2	Companion's radius
m_1	Planet's mass
m_2	Companion's mass
m_{tot}	$m_1 + m_2$
x_{CM}	Transverse position of a planet-companion's center of mass
x_1	Planet's transverse position
x_2	Companion's transverse position
t_0	Time at the maximum apparent separation of planet-companion
T_{top}	Time duration: width of a hill's top in light curves
T_{bottom}	Time duration: width of a hill's bottom in light curves
T_{12}	Time lag between the first and second transits
p	Detection probability for a given set of parameters
f	Fraction of Earth-Moon-like systems for an averaged star

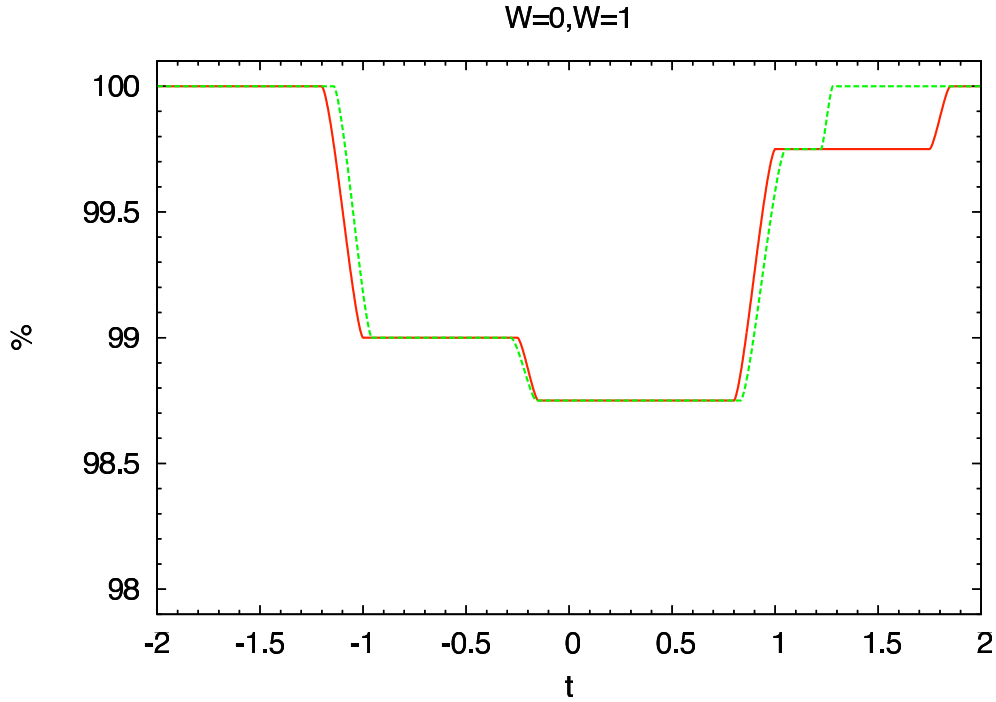


Fig. 1. Light curves: Solid red one denotes the zero binary's spin limit as a reference ($W \equiv a\omega/v_{CM} = 0$). Dashed green one is a slow spin case (large separation) for $W = 1$. The vertical axis denotes the apparent luminosity (in percents). The horizontal one is time in units of the half crossing time of the star by the COM of the binary, defined as R/v_{CM} . For simplicity, we assume the binary with a common mass density, a radius ratio as $R : r_1 : r_2 = 20 : 2 : 1$, and $a/R = 0.9$.

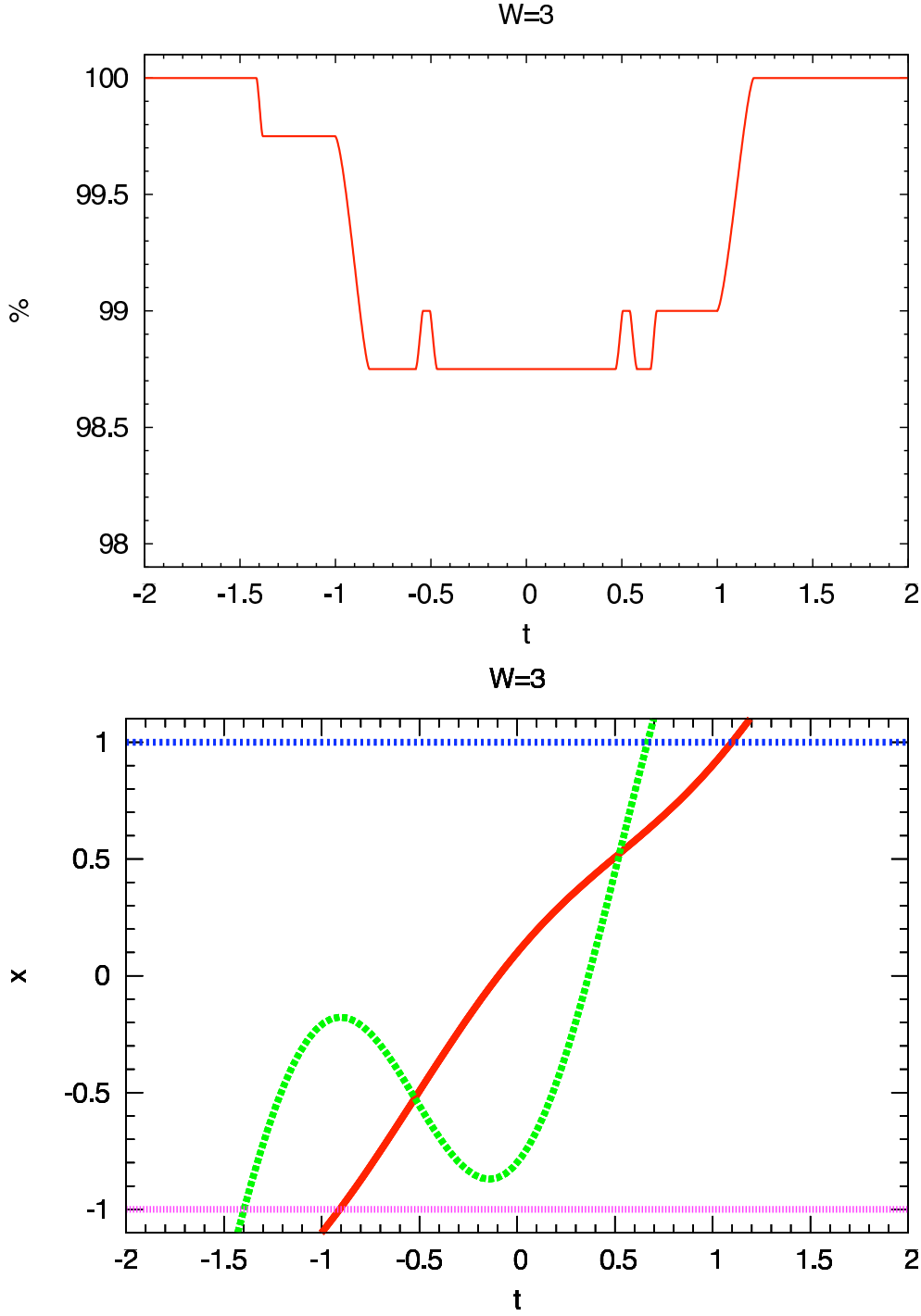


Fig. 2. Top panel: a light curve for a fast spin case (small separation). The radius and mass ratio are the same as those in Fig. 1. We assume $W = 3$. Brightness fluctuations appear with the width of $T_{top} = 0.033$ and $T_{bottom} = 0.1$. These values satisfy Eqs. (5) and (6). Bottom panel: the motion of each body in the direction of x normalized by R (solid red for the primary and dotted green for the secondary). When one faint object transits or occults the other in front of the host star, mutual transits occur and a “hill” appears in the light curve.

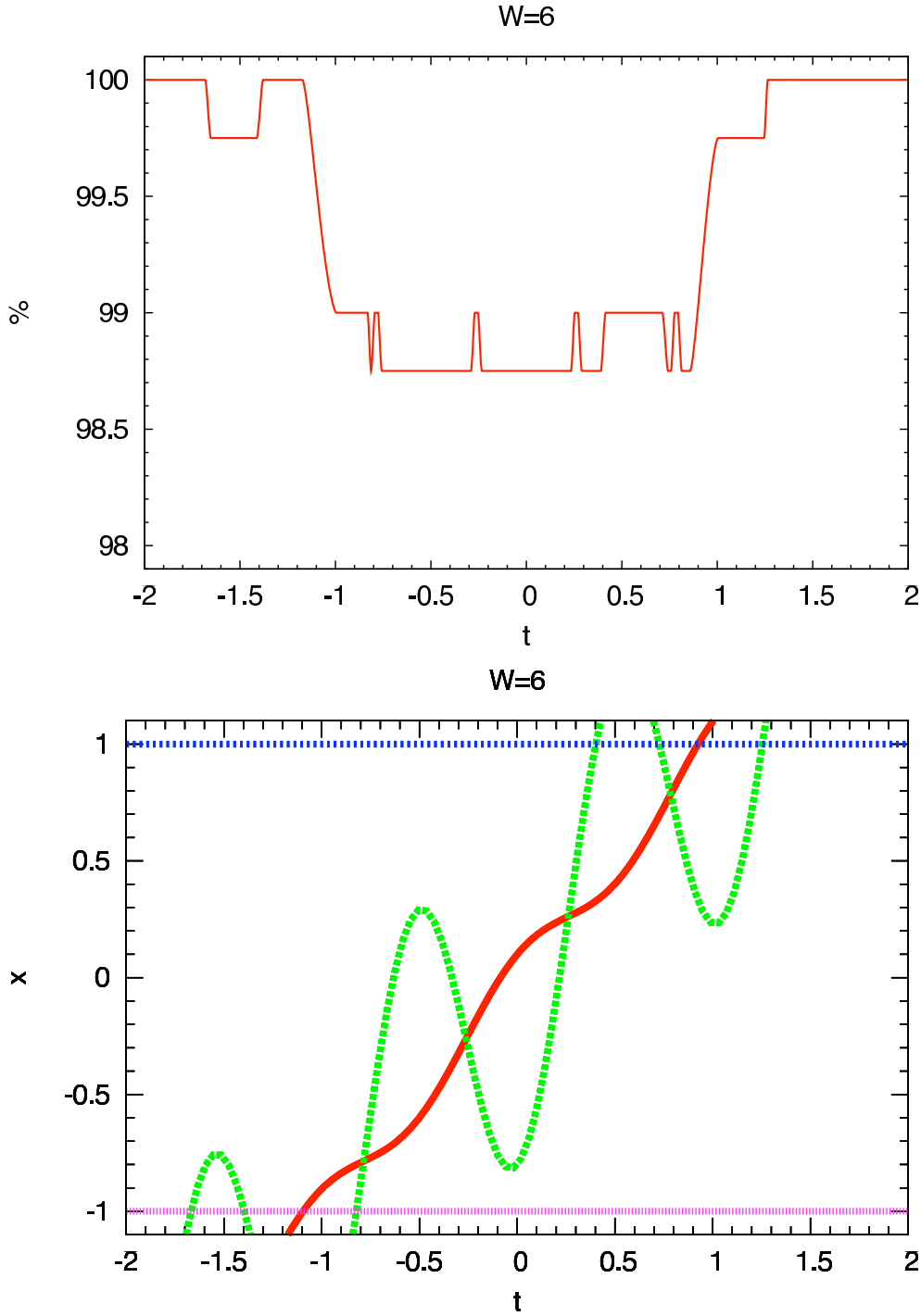


Fig. 3. Top panel: a light curve for a faster spin case (smaller separation). Bottom panel: the motion of each body. The parameters are the same as those in Fig. 1, except for $W = 6$. Comparing with Figure 2, the number of “hills” increases, and the shape of the light curve becomes more complicated especially at the bottom. A plateau around $t = 0.5$ is due to a single transit of one faint object since the other has passed across a host star.

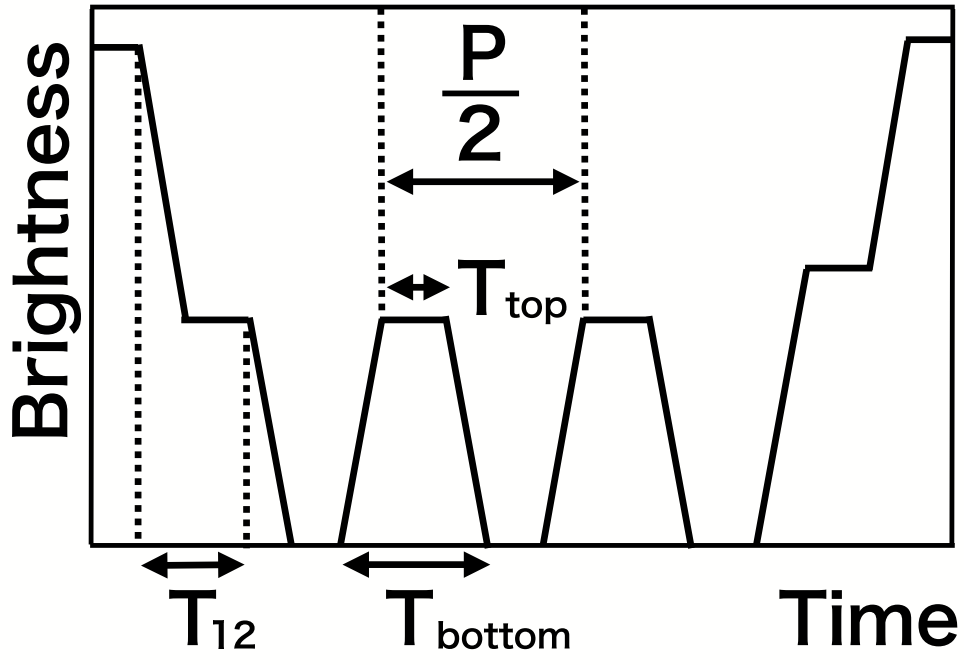


Fig. 4. Schematic figure of characteristic fluctuations due to one faint object transiting across the other in front of their host star.

Brightness changes

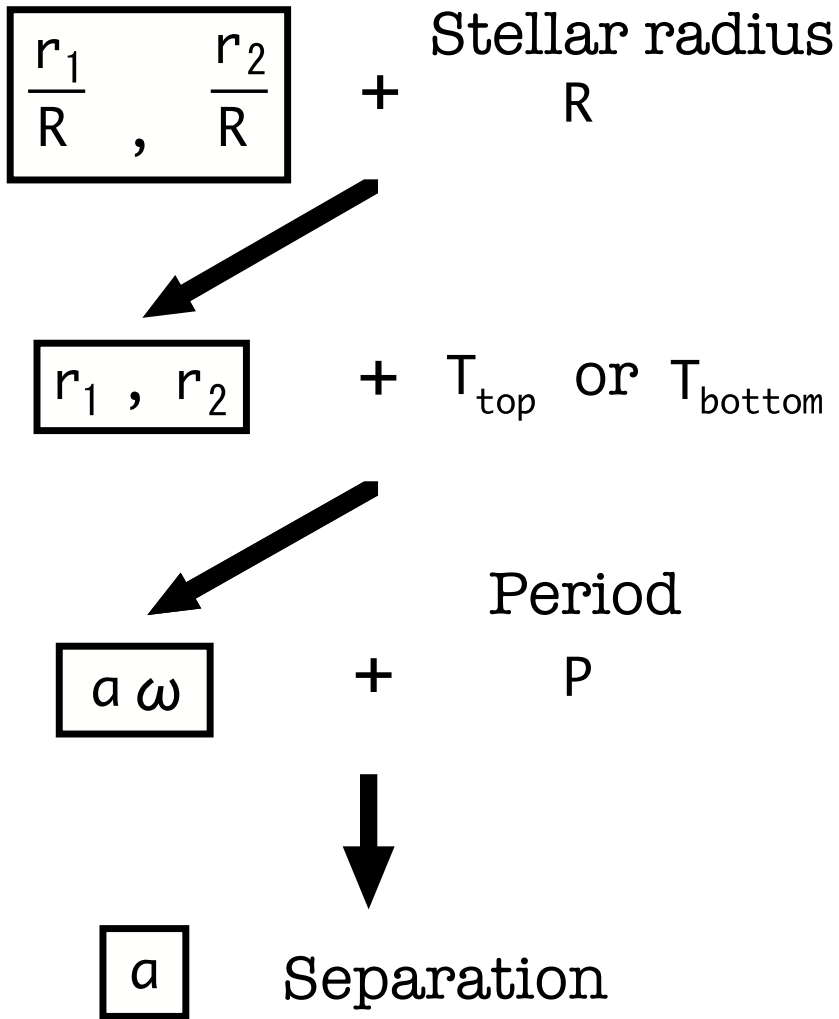


Fig. 5. Flow chart of parameter determinations. Starting from measurements of brightness changes, the separation a is eventually determined for a fast spin case.

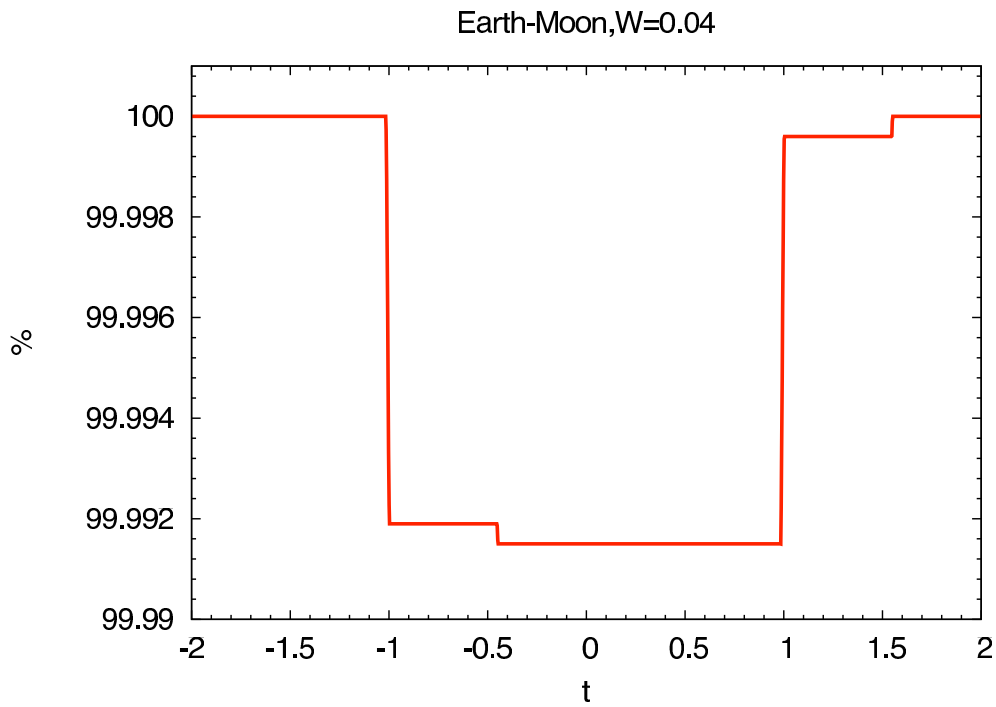


Fig. 6. Light curve by transits of a Earth-Moon type system. The parameters are all assumed to be the same as those for the Earth and Moon in our solar system. Hence we have $r_1/R \sim 9 \times 10^{-3}$, $r_2 \sim 3 \times 10^{-3}$ and $W = 0.04$ in this figure.