

Catastrophic cascade of failures in interdependent networks

Sergey V. Buldyrev,^{1,*} Roni Parshani,² Gerald Paul,³ H. Eugene Stanley,³ and Shlomo Havlin²

¹*Department of Physics, Yeshiva University, 500 West 185th Street, New York, New York 10033, USA*

²*Minerva Center and Department of Physics, Bar-Ilan University, 52900 Ramat-Gan, Israel*

³*Center for Polymer Studies and Department of Physics,*

Boston University, Boston, Massachusetts 02215, USA

(Dated: 7 July 2009 revision — mutual.tex)

Many systems, ranging from engineering to medical to societal, can only be properly characterized by multiple interdependent networks whose normal functioning depends on one another. Failure of a fraction of nodes in one network may lead to a failure in another network. This in turn may cause further malfunction of additional nodes in the first network and so on. Such a cascade of failures, triggered by a failure of a small fraction of nodes in only one network, may lead to the complete fragmentation of all networks. We introduce a model and an analytical framework for studying interdependent networks. We obtain interesting and surprising results that should significantly effect the design of robust real-world networks. For two interdependent Erdos-Renyi (ER) networks, we find that the critical average degree below which both networks collapse is $\langle k_c \rangle = 2.445$, compared to $\langle k_c \rangle = 1$ for a single ER network. Furthermore, while for a single network a broader degree distribution of the network nodes results in higher robustness to random failure, for interdependent networks, the broader the distribution is, the more vulnerable the networks become to random failure.

I. INTRODUCTION

After a decade of intense study on networks, almost all work done has concentrated on the limited case of a single network which does not interact with other networks [1, 2, 3, 4, 5, 6, 7, 8, 9, 10, 11, 12]. Such situations rarely, if ever, occur in nature. Just as in the case of idealized gas, when interactions are present as in nature, new physical laws appear.

Analogously, due to technological progress, modern systems are becoming more and more coupled together. While in the past many networks would provide their functionality independently, modern systems depend on one another to provide proper functionality. For example, a power network in which the nodes are power stations and a communication network in which the nodes are computers, are interdependent, since nodes from the communication network rely for power supply on the power stations, while the power stations depend for their control on the proper functioning of the communication network. The critical importance of functional dependence of networks on each other has recently been recognized [13, 14].

In interdependent networks, when nodes in one network fail, they cause dependent nodes in another network to fail. This may happen recursively and can lead to a cascade of failures. So a failure of a small fraction of nodes in only one network, may lead to the complete fragmentation of all networks. Here, we provide a framework for understanding the robustness of interacting networks subject to such cascading failures and provide the basic

network analytic approach that can underlie future work in this area. We present a general model for interdependent networks that we solve analytically using tools from percolation theory and the apparatus of generating functions. We present exact analytical solutions for the critical fraction of nodes that upon removal will lead to a complete fragmentation of all networks.

Surprisingly, analyzing complex systems as a set of interdependent networks may destabilize the most basic assumptions that network theory has relied on for single networks. While for a single network a broader degree distribution of the network nodes results in the network being more robust to random failure, for interdependent networks, the broader the distribution is, the more vulnerable the networks become to random failure. The implications are dramatic – the current methods applied to the design of robust networks need to be modified to include the findings about interdependent networks.

II. THE MODEL

Consider two networks A and B and assume that the functioning of a node in network A depends on the ability of one or more nodes in network B to supply a critical resource to the node in network A. Similarly, a node in network B depends on a set of nodes in network A. The networks can be connected in different ways; in the most general configuration one could specify the distributions of connections between the nodes from both networks.

The networks can have the same, or different, topologies. The model can easily be extended to an arbitrary number of interacting networks each with its own specific topology and dependence on the other networks. For example, an interesting dependence for three interacting networks could be a circular dependency in which the

*Also at Center for Polymer Studies and Dept. of Physics, Boston Univ., Boston, MA 02215 USA

nodes in network B depend on network A for a resource, the nodes of network C depend on the nodes of network B for a resource and the nodes of network A depend on network C for resources.

Our key insight from percolation theory is that for each of the networks to remain functional after nodes have failed, the network must include a spanning cluster of functional nodes. Nodes that are not part of the spanning cluster will become nonfunctional and will cause the nodes from other networks that are connected to them to also become nonfunctional.

For simplicity and without loss of generality, we will assume a system of two networks, A and B, both with N nodes. Within each network, we assume that nodes are randomly and independently connected with degree distributions $P_A(k)$ and $P_B(k)$. We also assume, for simplicity, that each node in network A is connected to, and dependent on, one node in network B and vice-versa. Next we will remove a fraction of nodes $1 - p$ from network A and all the edges connected to these nodes, so that only a fraction p remain functional. Simultaneously, the corresponding nodes (and their edges) in network B are removed since they are dependent on the nodes in network A.

As edges are removed, the networks break up into connected components (clusters). The clusters in network A and the clusters in network B will be different because the networks are each connected differently. We define a mutually-connected cluster as the set of nodes in network A which belong to a cluster in network A and also have their corresponding nodes in network B belong to a single cluster in network B (or vice-versa). We assume that clusters of nodes that are disconnected from the network core (giant component/spanning cluster) become non-functional and are removed. Thus, the mutually-connected giant component will be of special interest since it is the only functional part of the system.

The questions that we will ask: What is the critical $p = p_c$ below which all the mutual clusters constitute only an infinitesimal fraction of the network, i.e., no mutual giant component exist? What is the probability $p_\infty(p)$ for a node to belong to the mutual giant component as function of p ? To solve this model we will introduce a recursive process which we will identify with a physically meaningful cascade of failures.

To solve this model we will first define the a_1 -clusters of network A after only a fraction of nodes p remain. Next we will treat each of these a_1 -clusters as separate subsets of a network B, i.e. all the B-edges connecting different a_1 -clusters will be removed. We will define this state of the networks as the first stage in the cascade of failures. Accordingly, each of the a_1 -clusters may split into several b_2 -clusters. Some of the a_1 -clusters will not split and will coincide with b_2 clusters. Obviously such clusters are mutually connected. Finally we remove from the network all A-edges connecting different b_2 clusters. We will define this state of the networks as the second stage in the cascade of failures. Analogously, in the third

stage we will determine all the a_3 -clusters and in the fourth stage we will determine all the b_4 -clusters, and will continue this process until no further splitting and edge-removal will occur.

Note that in this process the majority of new mutual clusters identified after each stage of failures will be isolated nodes, few of them will be of size 2 and very rarely we will have larger mutual clusters. Indeed if we have two nodes that are connected by an A-edge, the probability that they will be connected by a B edge is $1 - \sum_k P_B(k)(1 - 1/N)^k \approx 1 - \sum_k P_B(k)(1 - k/N) = \sum_k P_B(k)k/N = \langle k \rangle_B / N \rightarrow 0$ for $N \rightarrow \infty$. The probability that three nodes connected by A-edges are also connected by B edges scale as $1/N^2$ and so on.

III. ANALYTICAL SOLUTION

Now we will solve the problem analytically using the apparatus of generating functions. As in Refs. [15, 16] we will introduce generating functions of the degree distributions

$$G_{A0}(x) = \sum_k P_A(k)x^k \quad (1)$$

and

$$G_{B0}(x) = \sum_k P_B(k)x^k. \quad (2)$$

Analogously we will introduce generating functions of the underlining branching processes:

$$G_{A1}(x) = G'_{A0}(x)/G'_{A0}(1) \quad (3)$$

and

$$G_{B1}(x) = G'_{B0}(x)/G'_{B0}(1). \quad (4)$$

Random removal of fraction $1 - p$ of nodes will change the degree distribution of the remaining nodes [15], so that the new generating functions become

$$G_{A0}(x, p) = G_{A0}(1 - p(1 - x)), \quad (5)$$

$$G_{B0}(x, p) = G_{B0}(1 - p(1 - x)), \quad (6)$$

$$G_{A1}(x, p) = G_{A1}(1 - p(1 - x)), \quad (7)$$

and

$$G_{B1}(x, p) = G_{B1}(1 - p(1 - x)). \quad (8)$$

Let us denote the subset of nodes after the random removal of $1 - p$ nodes as $A_0 = B_0 \subset A = B$. If the number of nodes in the entire network is N , the number of nodes in $A_0 = B_0$ is $N_0 = pN$. The fraction of nodes that belong to the giant component of the network A_0 is [16]

$$p_A(p) = 1 - G_{A0}(f_A, p), \quad (9)$$

where f_A satisfies a transcendental equation

$$f_A(p) = G_{A1}(f_A, p). \quad (10)$$

Equation (10) can be simplified by substitution $z_A = 1 - p(1 - f_A)$

$$1 - 1/p + z_A/p = G_{A1}(z_A). \quad (11)$$

Then Eq. (9) becomes

$$p_A(p) = 1 - G_{A0}(z_A), \quad (12)$$

Analogous equations characterize the giant component of network B_0 . After the initial attack which removes $(1 - p)$ -fraction of nodes from both networks, the first-stage failure is caused by the fragmentation of the subset A_0 . The giant component A_1 of A_0 will constitute $P_A(p)$ -fraction of A_0 . Thus the number of nodes in A_1 is $N_1 = N_0 P_A(p) = p P_A(p) N = p_1 N$.

After the first-stage failure the fraction of functioning nodes is $p_1 = p P_A(p)$ (subset A_1). Because the nodes of the networks B and A coincide, the same fraction of nodes remains functioning in network B. Because the topology of network B is independent the topology of network A, these functioning nodes are totally random with respect to connections in network B. Thus we can again apply the apparatus of generating functions and find the fraction $P_B(p_1)$ of the giant component B_2 of network B with respect to the subset A_1 . The number of nodes in the giant component $B_2 \subset A_1$ is $N_2 \equiv p_2 N = P_B(p_1) N_1 = P_B(p_1) p_1 N = p P_A(p) P_B(p_1) N$. Thus, the fraction of functioning nodes after the second stage failure is $p_2 = p P_A(p) P_B(p_1)$ (subset B_2).

Now we will analyze what happens during the third-stage failure which is caused by further fragmentation of the giant component A_1 by removal $N_1 - N_2 = (1 - P_B(p_1)) N_1$, nodes which do not belong to B_2 . The removal of these nodes from A_1 is equivalent to the removal of the same fraction of nodes from A_0 (because all the nodes that were removed at the stage of the initial attack do not belong to B_2 , A_1 , and A_0). The total number of nodes that must be removed from network A is $(1 - P_B(p_1)) N_0$ nodes from A_0 plus the number of the initially attacked nodes $(1 - p) N$. Thus, the total number of nodes that must be removed from network A is $(1 - p P_B(p_1)) N$. Hence the third-stage failure is equivalent to a random attack in which p is replaced by $p'_2 = p P_B(p_1)$. Accordingly the number of nodes in the giant component $A_3 \subset B_2$ is $N_3 \equiv p_3 N = p'_2 P_A(p'_2)$.

Following this approach we can construct the sequence of giant components in the cascade of failures: $A_{2m+1} \subset B_{2m} \subset A_{2m-1} \dots \subset A_3 \subset B_2 \subset A_1 \subset B_0 = A_0 \subset A = B$. The number of nodes in each giant component of this sequence is $N > pN \equiv N p_0 > N p_1 > \dots N p_{2m+1} \dots$, where the numbers p_n can be obtained by recursive relations: $p_0 \equiv p'_0 \equiv p$, $p_1 \equiv p'_1 \equiv p'_0 P_A(p'_0)$, $p'_2 = p P_B(p_1)$, $p_2 = p'_1 P_B(p'_1)$, $p'_3 = p P_A(p'_2)$, $p_3 = p'_2 P_A(p'_2) \dots p'_{2m} = p P_B(p'_{2m-1})$,

$$p_{2m} = p'_{2m-1} P_B(p'_{2m-1}), p'_{2m+1} = p P_A(p'_{2m}), p_{2m+1} = p'_{2m} P_A(p'_{2m}).$$

Now we will determine the size of the mutual giant component. The fraction of nodes in the mutual giant component, P_∞ is the limit of the sequence p_n for $n \rightarrow \infty$. This limit must satisfy the equations $p_{2m+1} = p_{2m} = p_{2m-1}$ since the cluster is not further fragmented. Using relations between p_n and p'_{n-1} , and denoting $p'_{2m-1} = x$ and $p'_{2m} = y$ we arrive to a system of two symmetric equations with two unknowns:

$$\begin{cases} x = p P_A(y) \\ y = p P_B(x). \end{cases} \quad (13)$$

This system of equations has one trivial solution $x = 0$, $y = 0$ for any p , corresponding to the zero size of the giant mutual component. If p is large enough there exists a different solution which gives the nonzero size of the mutual giant component. We can easily exclude y from these equations and obtain a single equation

$$x = p P_A(p P_B(x)) \quad (14)$$

This equation can be solved graphically (Fig.2) as the intersection of a straight line $y = x$ and a curve $y = p P_A(p P_B(x))$ which both intersect at the origin. When p is small enough the curve increases very slowly and does not intersect with the straight line. The critical case when the nontrivial solution emerges, corresponds to the case when the line touches the curve at a single point x and in this point we have a condition $1 = p^2 p'_A(p P_B(x)) p'_A(x)$, which together with equation $x = p P_A(p P_B(x))$ gives the solution for the critical p and the critical size of the mutual giant component.

IV. ER NETWORKS

In case of ER networks, whose degrees are Poisson-distributed [17, 18], the problem can be solved explicitly. Suppose that the average degree of the network A is a and the average degree of the network B is b . Then, $G_{A1}(x) = G_{A0} = \exp(a(x - 1))$ and $G_{B1} = G_{B0} = \exp(b(x - 1))$. Accordingly system (13) becomes

$$\begin{cases} x = p[1 - f_A] \\ y = p[1 - f_B], \end{cases} \quad (15)$$

where

$$\begin{cases} f_A = \exp[ay(f_A - 1)] \\ f_B = \exp[bx(f_B - 1)]. \end{cases} \quad (16)$$

Excluding x and y , we get a system with respect to f_A and f_B :

$$\begin{cases} f_A = e^{-ap(f_A-1)(f_B-1)} \\ f_B = e^{-bp(f_A-1)(f_B-1)}. \end{cases} \quad (17)$$

Introducing a new variable $r = f_A^{1/a} = f_B^{1/b}$, we reduce system (17) to a single equation

$$r = e^{-p(r^a-1)(r^b-1)}, \quad (18)$$

which can be solved graphically for any p . The critical case corresponds to the tangential condition

$$1 = \frac{d}{dr} e^{-p(r^a-1)(r^b-1)} = p[ar^a + br^b - (a+b)r^{a+b}], \quad (19)$$

from where the critical value of $r = r_c$ satisfies transcendental equation

$$r = e^{-\frac{(1-r^a)(1-r^b)}{ar^a + br^b - (a+b)r^{a+b}}}, \quad (20)$$

and the critical value of $p = p_c$ can be found from Eq. (19).

$$p_c = \frac{1}{ar_c^a + br_c^b - (a+b)r_c^{a+b}}. \quad (21)$$

The values of p_c and P_∞ for different a and $b > a$ are presented in Fig. 3 as function of a/b . In case $a = b$, $f_A = f_B = f$, and f_c satisfy equation

$$f_c = e^{-\frac{(1-f_c)^2}{2f_c^2 + 2f_c}}, \quad (22)$$

which gives a solution $f_c = 0.28467$, $p_c = 2.4554/a$, and the critical fraction of nodes in the mutual giant component $P_\infty = p_c(1 - f_c)^2 = 1.2564/a$. Numerical simulations of the ER networks are in excellent agreement with the theory (Fig. 4).

V. SCALE-FREE NETWORKS

For regular percolation in a scale-free network with a power law degree distribution $P_A(k) \sim k^{-\lambda_A}$, it is known that $p_c \rightarrow 0$, as $N \rightarrow \infty$ for $\lambda_A \leq 3$. Surprisingly, for mutual percolation this is not the case and p_c remains finite for $\lambda_A > 2$. To see this, we can find analytical approximation for $P_A(p)$. First, we begin by solving Eq.(11). According to Tauberian theorems, for $\lambda_A \leq 3$, $G_{A1}(x)$ has a singularity at $x = 1$ of the sort $1 - \kappa_A(1 - x)^{\lambda_A - 2}$. Therefore it has a diverging derivative which has a physical meaning of the branching factor \tilde{k}_A . To solve Eq. (11), we must find the intersection of the straight line $y = 1 - 1/p + z/p$ and the curve $y = G_{A1}(z)$. The straight line passes through the point $y = 1, z = 1$ with the derivative $1/p$. Thus there is always a trivial solution $z = 1$, which corresponds to the absence of percolation. If, $G'_{A1}(1) = \tilde{k}_A$ is finite, we do not have another solution for $p < 1/\tilde{k}_A$ (a classical result for regular percolation), but for $\lambda_A \leq 3$, we always have a non trivial solution $z = 1 - (p\kappa_A)^{1/(3-\lambda_A)}$. Since $G'_{A0}(1) = \langle k \rangle$, which is finite for $\lambda_A > 2$, Eq. (12) yields $P_A(p) = (p\kappa_A)^{1/(3-\lambda_A)} \langle k_A \rangle$. Finally Eq.(14) becomes

$$x = p \langle k_A \rangle \left[p \kappa_A \langle k_B \rangle (\kappa_B x)^{1/(3-\lambda_B)} \right]^{1/(3-\lambda_A)}. \quad (23)$$

The right-hand side of this equation behaves as x^μ , where $\mu = 1/[(3-\lambda_A)(3-\lambda_B)] > 1$. Thus the r.h.s curve always goes below $y = x$ for $x \rightarrow 0$, so for sufficiently small p we do not have a non-trivial solution, which means the absence of the mutual giant component. Thus we have a percolation transition at some $p = p_c > 0$.

VI. ROBUSTNESS OF INTERDEPENDENT NETWORKS

For interdependent networks we find the surprising behavior that networks with a broad degree distribution (of the network nodes) are more vulnerable to random attack compared to networks with a narrow distribution. To understand this result we note the following: 1) All interdependent networks are randomly connected, high degree nodes from one network might be connected to low degree nodes from the other networks. 2) At each step when nodes (and their links) are disconnected from one network their corresponding nodes (and their edges) from the other network are also removed.

Therefore, the hubs that play such a dominant role in the robustness of single networks become vulnerable when a cascade of failures occurs in interdependent networks. Moreover, for a network with a fixed average degree, a broader distribution means more nodes with low degree to balance the high degree nodes. Since the low degree nodes are more easily disconnected the advantage of a broad distribution on single networks becomes a disadvantage for several interdependent networks.

In Fig. 7 we compare simulation results for several SF networks with different λ values, an ER network and a Random Regular (RR) network, all with an average degree $\langle k \rangle = 4$. The simulation results are in full agreement with our analytical results and it can clearly be seen that for a broader distribution p_c is indeed higher.

VII. FINITE SIZE EFFECTS

Our considerations are rigorous for $N \rightarrow \infty$. For a finite network, the relative fluctuations of all fractions decrease as $1/\sqrt{N}$ so, for the finite network, there is a range of values of p for which the mutual giant component exists with probability $P_\infty(p)$ (Fig. 5). Its derivative diverges as $N \rightarrow \infty$ as $dP_\infty/dp|_{p=p_c} \sim \sqrt{N}$, and for $N \rightarrow \infty$, $P_\infty(p)$ becomes a step function $P_\infty(p) = 0$ for $p < p_c$ and $P_\infty(p) = 1$ for $p > p_c$. The square-root scaling with N of the width of the interval p for which we can have a complete fragmentation for some realizations of networks and a giant component for the other realizations of the networks can be justified by the following arguments. The actual fraction of the remaining nodes p_a in a finite network of size N will be normally distributed around given p with the standard deviation inverse proportional to N . Thus $P_\infty(p)$ is equal to the probability that $p_a > p_c$, which is equal to the integral of

the normal probability density with zero mean and the same standard deviation from $p_c - p$ to infinity. Therefore the derivative dP_∞/dp has a Gaussian shape with standard deviation proportional to $1/\sqrt{N}$.

The average number of stages $\langle n \rangle$ in a cascade of failures for $p > p_c$ diverges proportionally to $\ln N/\sqrt{p - p_c}$. This follows from the properties of the iterative process Eq. (14). This can be seen from the fact that near $p = p_c$, Eq. (14) has two roots produced by the intersection of the curvy line which can be approximated by a parabola $y = a(p)x^2 + b(p)x + c(p)$ and a straight line $y = x$ (Fig. 2). This is equivalent to solving a quadratic equation $a(p)x^2 + (b(p) - 1)x + c(p) = 0$. The value $p = p_c$ is given by the discriminant of this equation equal to zero: $d(p_c) \equiv (b(p_c) - 1)^2 - 4a(p_c)b(p_c) = 0$. In the general case, all three parameters, $a(p)$, $b(p)$, and $c(p)$, have non-zero derivatives at $p = p_c$. Therefore, in the general case $d(p)$ has also a non-zero derivative at $p = p_c$, and hence the difference between the roots scales as $\sqrt{p - p_c}$. Thus, the derivative of the curve at the largest root, which corresponds to the limit of the iterative process scales as $f' = 1 - \alpha\sqrt{p - p_c}$, where α is some positive constant. For Eq.(13) the iterations converge to the root as $f'_n = \exp(-\alpha\sqrt{p - p_c}n)$. In a real network, they will stop when the difference between two successive iterations will be smaller than one node, which yields a condition $\exp(-\alpha\sqrt{p - p_c}n) \sim 1/N$. Hence indeed $\langle n \rangle \sim \ln N/\sqrt{p - p_c}$.

For $p < p_c$ the solution does not exist and the curve misses the line with the distance proportional to the negative discriminant. As the curve comes close to the line the steps are proportional to $(x - x_c)^2 + d$, where $d \sim p_c - p$ is the minimal distance between the curve and the line. The number of such steps per dx is $dx/((x - x_c)^2 + d)$. The total number of steps are thus the integral of this quantity between $x = p$ and $x = 0$, which in the limit $d \rightarrow 0$ gives $\langle n \rangle = \pi/\sqrt{d} \sim 1/\sqrt{p_c - p}$.

Exactly at the critical point $p = p_c$ the straight line touches the curve at a single point and the sequence of iterations converges as $x_{n+1} - x_c = x_n - x_c - a(x_n - x_c)^2$. These iterations converge to x_c as $1/n$ which can be seen by plugging into this equation $x_n - x_c = C/n^\beta + o(n^{-\beta})$ where C and β are some unknown constants. Expanding $(n + 1)^{-\beta}$ in Taylor series and equating coefficients for equal powers, one can see that $\beta = 1$. However, in real network, due to Gaussian spread in p_a , we are never at criticality, and the typical $p_a - p_c \sim 1/\sqrt{N}$. Therefore the distributions of the number of stages in the cascade has an exponential tail $\exp[-\alpha n\sqrt{p_a - p_c}]$, in which $(p_a - p_c)$ must be replaced by its typical value $1/\sqrt{N}$. Therefore, the distribution of $P(n)$ must have an exponential tail $P(n) \sim \exp[-\alpha' n/N^{1/4}]$, where α' is some positive constant. Thus at criticality, we expect that $\langle n \rangle \sim N^{1/4}$ as supported by our simulations (Fig. 6).

-
- [1] D. J. Watts and S. H. Strogatz, *Nature (London)* **393**, 440 (1998).
- [2] A.-L. Barabási and R. Albert, *Science* **286**, 509 (1999).
- [3] R. Albert and A.-L. Barabási, *Rev. Mod. Phys.* **74**, 47(2002).
- [4] R. Pastor-Satorras and A. Vespignani, *Evolution and Structure of the Internet: A Statistical Physics Approach* (Cambridge University Press, 2006).
- [5] S. N. Dorogovtsev and J. F. F. Mendes, *Evolution of Networks: from Biological nets to the Internet and WWW* (Oxford University Press, New York, 2003).
- [6] R. Cohen, K. Erez, D. ben-Avraham, S. Havlin 403. *Phys. Rev. Lett.* **85**, 4626 (2000).
- [7] R. Pastor-Satorras and A. Vespignani, *Evolution and Structure of the Internet: a statistical physics approach* (Cambridge University Press, 2006).
- [8] M. E. J. Newman, in *Handbook of Graphs and Networks*, edited by S. Bornholdt and H. G. Schuster (Wiley-VCH, Berlin, 2003), Chap. 2.
- [9] D. S. Callaway, M. E. J. Newman, S. H. Strogatz, and D. J. Watts, *Phys. Rev. Lett.* **85**, 5468 (2000).
- [10] C. Song *et al.*, *Nature (London)* **433**, 392 (2005); *Nature Physics* **2**, 275 (2006).
- [11] M. E. J. Newman *et al.*, *Phys. Rev. E* **64**, 026118 (2001).
- [12] M. Boguñá, R. Pastor-Satorras, and A. Vespignani, *Eur. Phys. J. B* **38**, 205 (2004).
- [13] S. Chiaradonna *et al.*, Modelling framework of an instance of the electric power system: functional description and Implementation, Technical Report RCL071202.
- [14] J. C. Laprie, K. Kanoun, M. Kaniche, Modeling interdependencies between the electricity and information infrastructures. *SAFECOMP-2007* **4680**, 54–67 (2007).
- [15] M. E. J. Newman, *Phys. Rev E* **66**, 016128 (2002).
- [16] J. Shao, S. V. Buldyrev, R. Cohen, M. Kitsak, S. Havlin and H. E. Stanley, *Europhys. Lett.* **84**, 48004 (2008).
- [17] P. Erdős and A. Rényi, *Publ. Math.* **6**, 290 (1959); *Publ. Math. Inst. Hung. Acad. Sci.* **5**, 17 (1960).
- [18] B. Bollobás, *Random Graphs* (Academic, London, 1985).

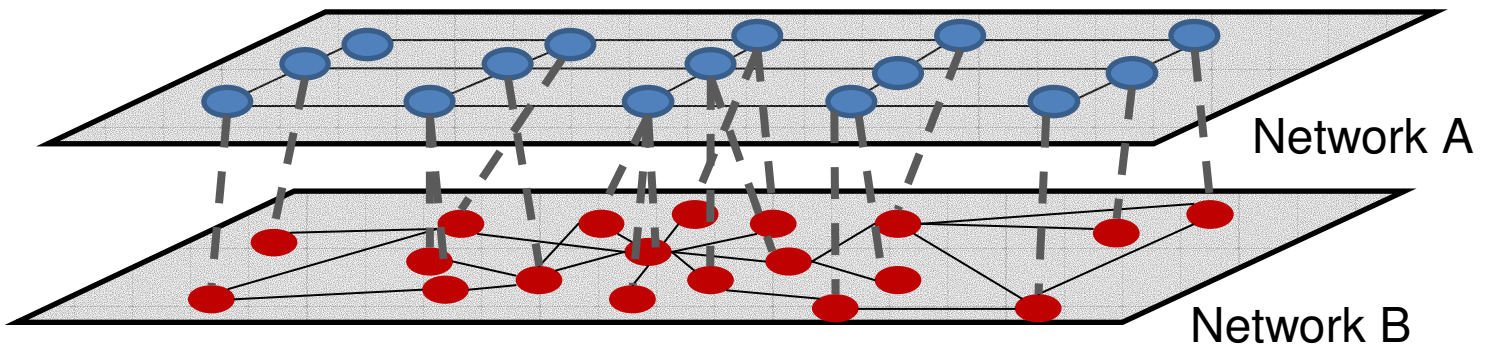


FIG. 1: (Color online) Demonstration of two interdependent networks. Nodes in network B (communications network) are dependent on nodes in network A (power grid) for power; nodes in network A are dependent on network b for control information. General case is represented in which there is not a one-one correspondence between nodes in networks.

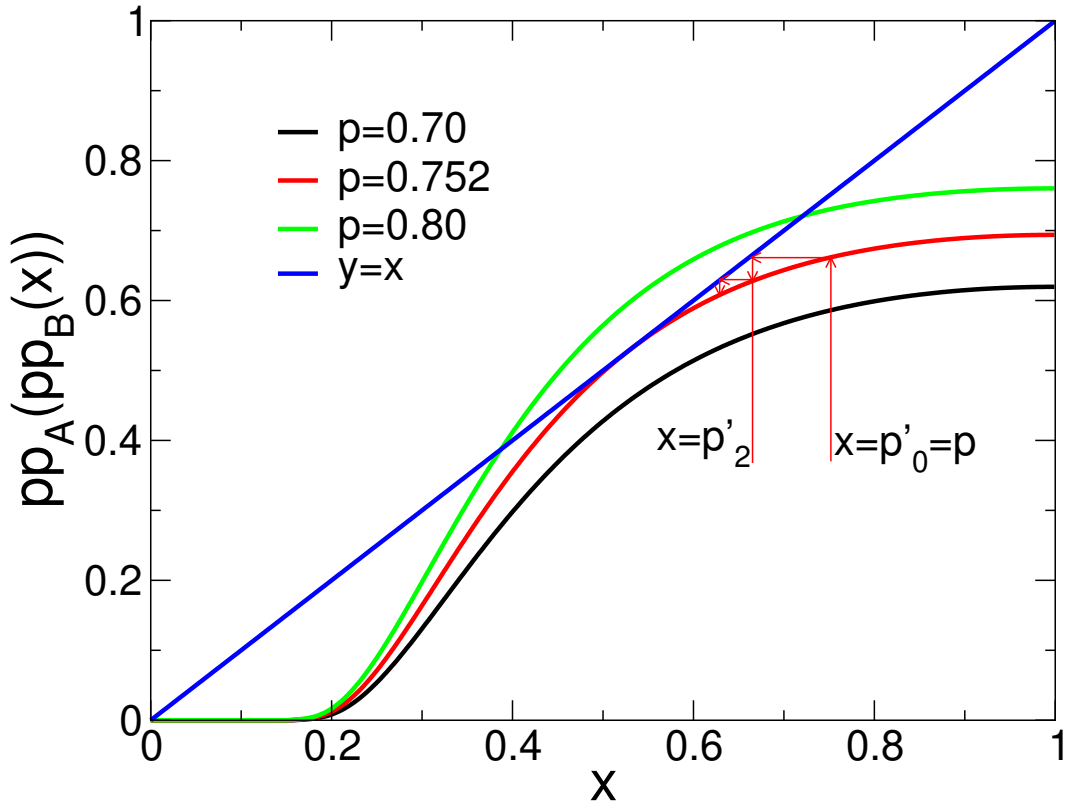


FIG. 2: (Color online) Iterative process described by Eq.(14) for the case of the scale-free distribution $P_A(k) = P_B(k) = (2/k)^2 - (2/(k+1))^2$ for $k = 2, 3, \dots$. For $k \rightarrow \infty$, this distribution scales as $k^{-\lambda}$, where $\lambda = \lambda_A = \lambda_B = 3$. Three curves corresponding to $p = 0.70 < p_c$ (black), $p = 0.752 \approx p_c$ (red) and $p = 0.80 > p_c$ (green). One can see that for $p \geq p_c$, the iterations (red arrows) starting from $p'_0 = p$, converge to the largest of the two roots of Eq.(14). For $p < p_c$, the iterations converge to 0.

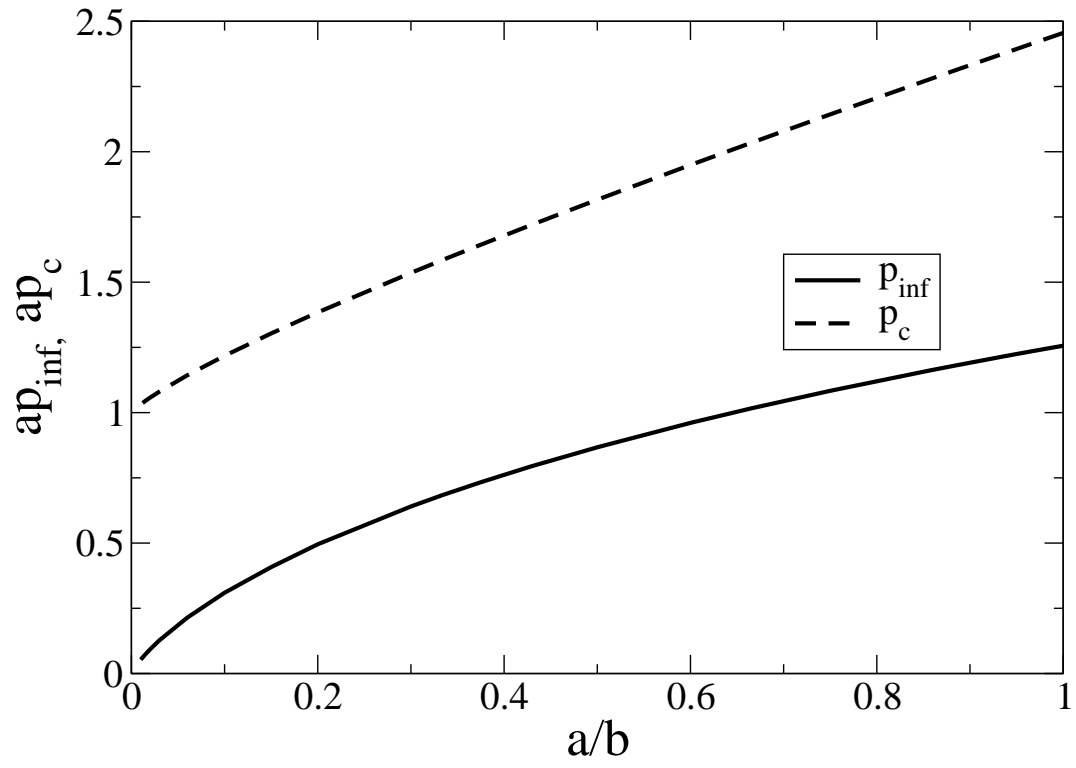


FIG. 3: ER networks: critical fraction p_c and the fraction of nodes in the mutual giant component at criticality P_∞ as function of the ratio a/b , where a and b are the average degrees of networks A and B respectively.

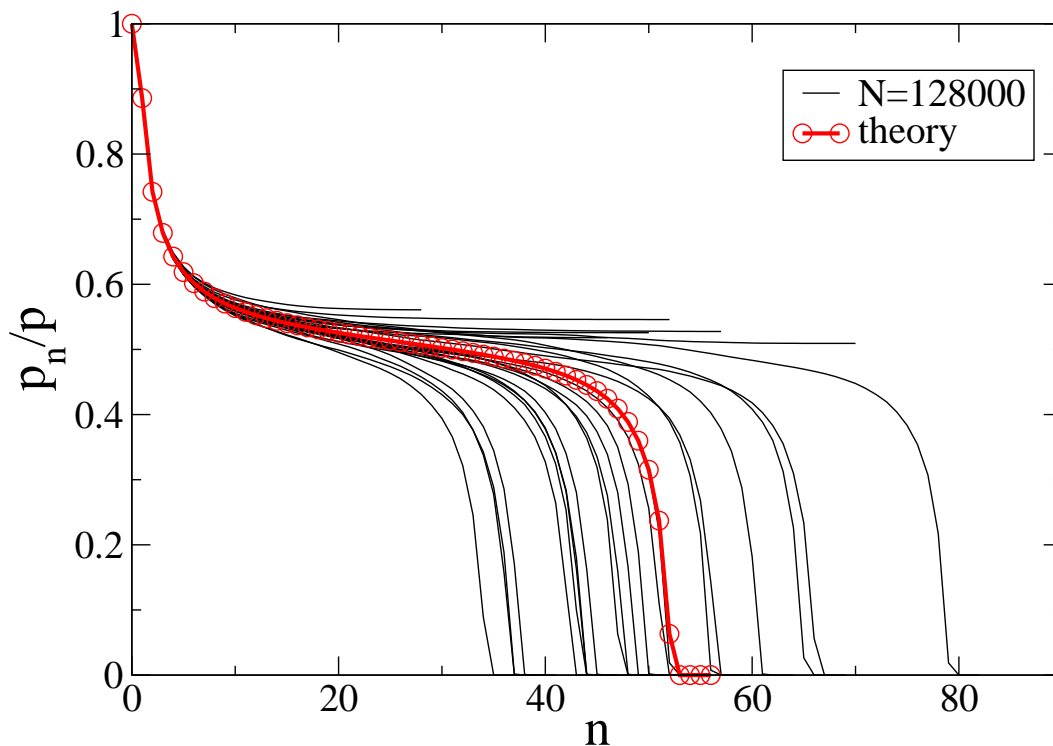


FIG. 4: (Color online) Comparison of the fraction of the giant components after n stages of the cascade failures for several random realizations of ER networks with $a = b$, $N = 128000$ and $ap = 2.45 < ap_c = 2.4554$ and theoretical prediction of Eq.(13). One can see that for the initial stages the agreement is perfect, however at larger n the deviations due to random fluctuations of the order of $1/\sqrt{N}$ in the actual fraction of the remaining nodes p_a start to increase. The theoretical prediction after a region of the plateau around the the critical value, drops to zero, corresponding to the complete fragmentation of the network. The random realizations separate into two classes: one that converge to a mutual giant component and the other that results in a complete fragmentation.

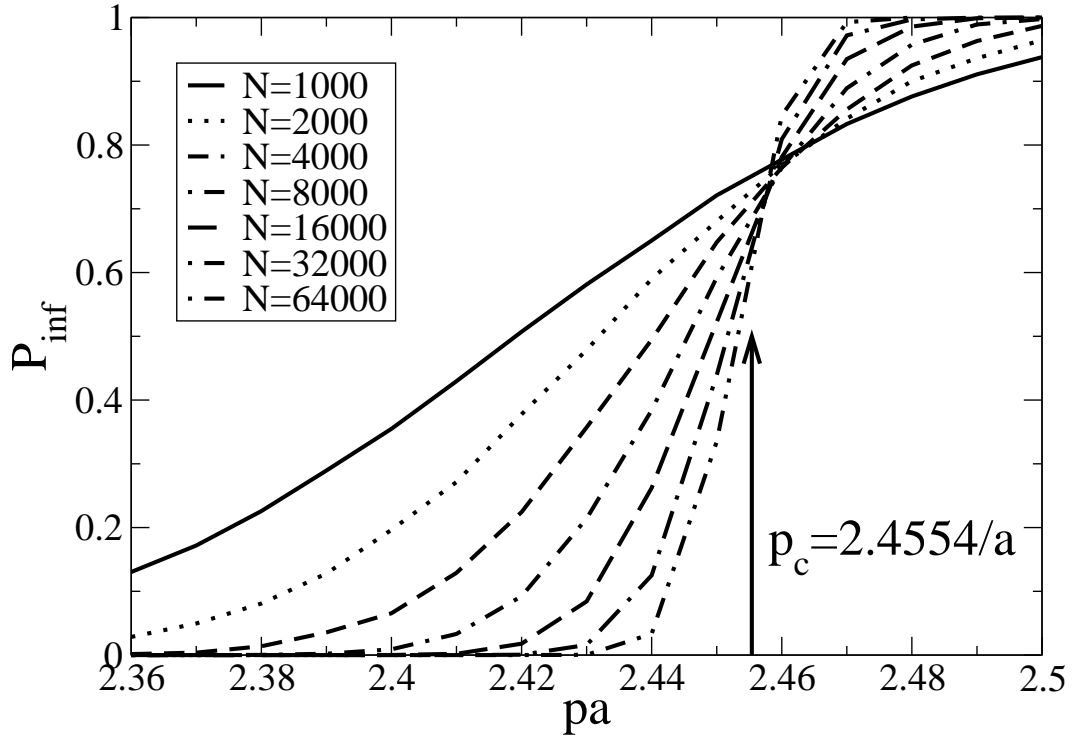


FIG. 5: Numerical simulations of ER networks with $a = b$ and finite number of nodes, N . The probability of existence of the mutual giant component P_{∞} , is shown as function of p for different N . One can see that as $N \rightarrow \infty$ the curves converge to a step function. The theoretical prediction of p_c is shown by the arrow.

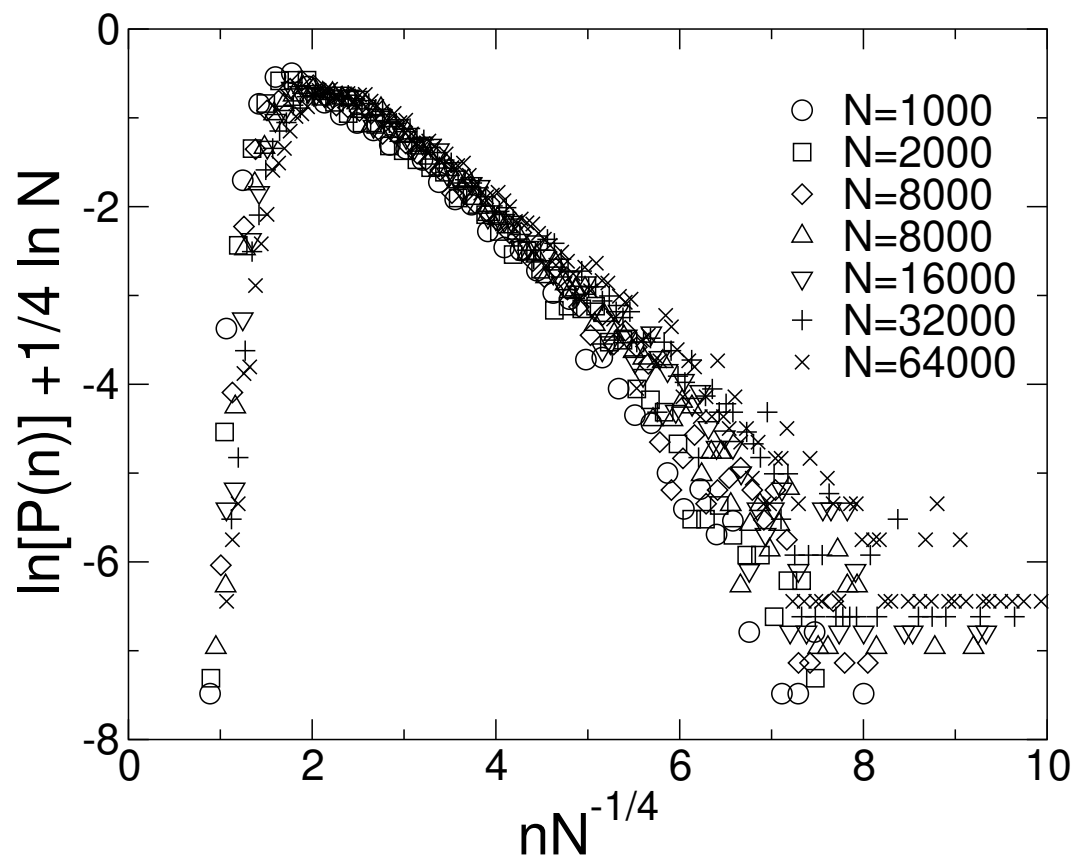


FIG. 6: Scaled distribution of the number of stages in the cascade failures for ER graphs with $a = b$ at criticality ($pa = 2.4554$) for different values of N .

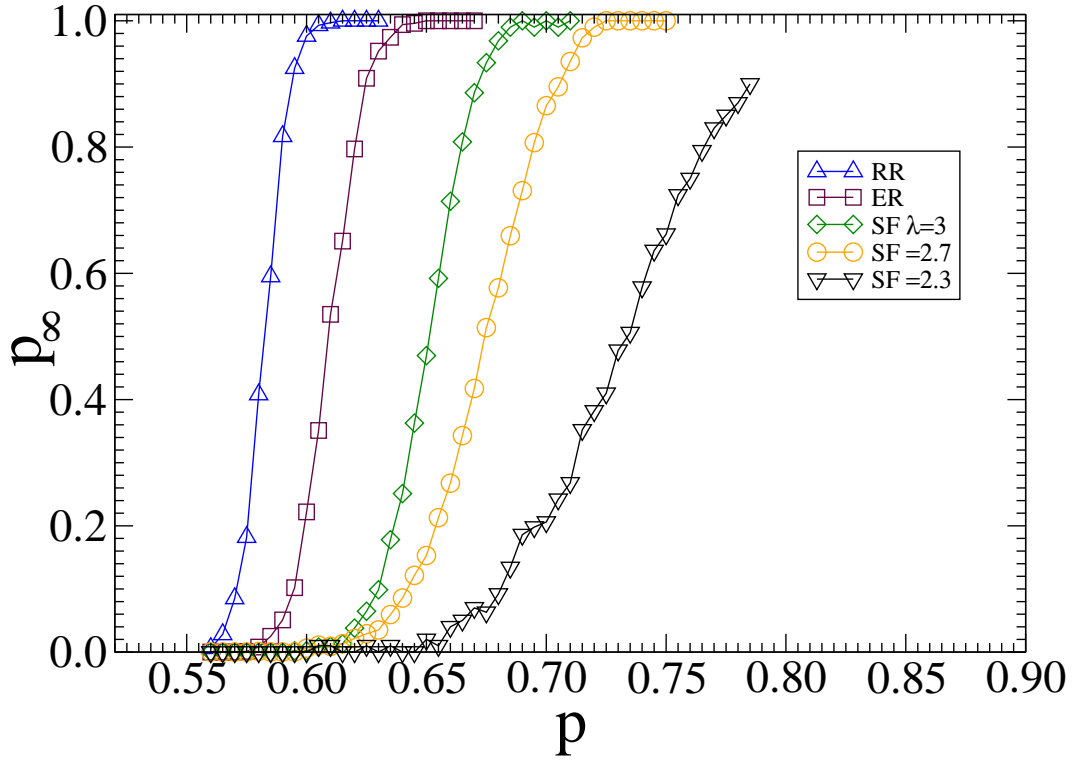


FIG. 7: (Color online) Simulation results for P_∞ as a function of p for SF networks with $\lambda = 3, 2.7, 2.3$, an ER network and a Random Regular (RR) network, all with an average degree $\langle k \rangle = 4$. The simulation results are in full agreement with our analytical results and it can clearly be seen that for a broader distribution p_c is higher.

