

A note on observational signatures in superluminal unified dark matter models

Yuko Urakawa* and Tsutomu Kobayashi†

Department of Physics, Waseda University, Okubo 3-4-1, Shinjuku, Tokyo 169-8555, Japan

We explore the possibility that the dark matter and dark energy are mimicked by a single fluid or by a single k -essence-like scalar field. The so called Chaplygin gas unified dark matter models can reproduce the observed matter power spectrum by adding a baryon component. It has been argued that the evolution of the baryon fluctuations is particularly favoured for the “superluminal” case where the sound speed of the Chaplygin gas exceeds the speed of light at late times, as well as for the models with the negligibly small sound speed. In this note we compute the integrated Sachs-Wolfe signal in the Chaplygin gas models, focusing on the superluminal case which has not been investigated before because of the premature understanding of causality. It is shown that the superluminal model leads to large enhancement of the integrated Sachs-Wolfe effect, which is inconsistent with the CMB measurements.

PACS numbers: 98.80.Es, 98.80.Bp

I. INTRODUCTION

Current cosmological observations indicate that a large fraction of the Universe is made of unknown “dark” components: dark matter and dark energy. Their identities and physical properties are still masked in mystery. Is dark energy a cosmological constant or an evolving scalar field? Can modified gravity be an alternative to dark matter and/or dark energy? Are dark matter and dark energy really distinct components? In this note, this last possibility is explored. Our goal is to reevaluate the viability of (a particular class of) unified dark matter/dark energy models from the point of view of cosmological observations.

Unification of dark matter and dark energy is an attractive idea because it would be simpler than to consider two separate dark components. Unified dark matter (UDM) models are often described by a k -essence-like scalar field ϕ [1], the Lagrangian of which is of the form $\mathcal{L} = p(X, \phi)$ with $X := -(\partial\phi)^2/2$. The scalar field is assumed to mimic both dark matter and dark energy [2–5]. The basic requirements for a UDM model to be viable are: (i) the background evolution is composed of the early-time matter-dominated phase and late-time accelerated phase; (ii) the evolution of cosmological perturbations is consistent with observations. Among various models we are interested in those which are described by [6–8]

$$\mathcal{L} = -V_0 \left[1 - \left(\frac{X}{V_0} \right)^{(1+\alpha)/2\alpha} \right]^{\alpha/(1+\alpha)} \quad (1)$$

with $X < V_0$. In the case of $\alpha = 1$ this reduces to the Dirac-Born-Infeld Lagrangian that appears in string theory [9, 10], but it is phenomenologically interesting to

consider general $\alpha (\geq 0)$. The scalar field model (1) has an equivalent description in terms of a barotropic fluid with the equation of state

$$p_{\text{Ch}} = -A\rho_{\text{Ch}}^{-\alpha}. \quad (2)$$

The fluid version is referred to as the generalized Chaplygin gas (gCg) model [6–8]. Cosmological consequences of the gCg model have been extensively investigated so far [11–25].

The behavior of cosmological fluctuations basically depends on the sound speed c_s of a fluid, and in the gCg case the sound speed crucially depends on the parameter α . Thus, the allowed parameter space is strongly constrained by the data on large scale structure (LSS) [26–28] to be $\alpha \ll 1$, leaving the models which are essentially identical to the usual cold dark matter model with a cosmological constant (Λ CDM), in particular in the simplest modeling of the universe filled only with the gCg [13]. The situation seems to be drastically cured at least in the linear regime by adding a baryon component [15, 16, 29, 30], as baryon fluctuations grow in a standard way to reproduce the observed matter power spectrum consistently.¹ Since the linear growth factor of the baryonic fluctuation is still suppressed to about 90% compared to the Λ CDM model, measurements of the cosmological parameter σ_8 are expected to yield a strong constraint on the gCg model [13]. However, the limits from σ_8 are still unclear because σ_8 is strongly affected by non-linear effects [29, 30].

Most of the literature so far has focused on the models with $\alpha \leq 1$ probably because the sound speed exceeds the light velocity for $\alpha > 1$ [31, 32]. However, as argued in [33], the superluminal propagation of a k -

¹ While the Chaplygin gas fails to cluster due to its increasing sound speed, the baryons can cluster because of the absence of the direct interaction between the Chaplygin gas and the baryons. This implies that an unusual bias is required to relate the density fluctuations of these two components.

*Email: yuko"at"gravity.phys.waseda.ac.jp

†Email: tsutomu"at"gravity.phys.waseda.ac.jp

essence-type scalar field does not necessarily lead to the causality violation. Interestingly, the authors of Ref. [29] found recently that the growth of perturbations is particularly favoured for $\alpha \gtrsim 3$ as well as for very small α (see also [34]). In [29], a particular solution was proposed to assure the preservation of causality. Their point is that the necessary condition to preserve causality is that the signal velocity does not exceed the light velocity in vacuum [35]. Modifying the Lagrangian (1) in an unobservable regime, they showed that the signal velocity does not exceed the light velocity.

This note also focuses on the parameter range $\alpha > 1$. We investigate the integrated Sachs-Wolfe (ISW) signal in the case where the sound speed of the gCg can become superluminal, in addition to the power spectrum of the baryon fluctuation studied in [29]. It is known that a finite sound speed enhances the ISW effect [4], due to which the gCg with $0.01 < \alpha \leq 1$ is excluded [11, 14, 17]. We shall show that the superluminal models also yields large enhancement of the ISW effect, which clearly inconsistent with observations. In contrast to weak lensing, the linear calculation of the ISW effect is reliable, and hence this is probably most convenient way of constraining the superluminal gCg model.

II. BASIC EQUATIONS

A. The background evolution

We consider the universe filled with the gCg and baryonic components. The two components are assumed to interact only gravitationally. As was pointed out in [16, 17, 29], it is important to include the baryons to reproduce the observed matter power spectrum. Since the modification made to cure the causality problem does not affect the cosmic evolution until now, we use the equation of state (2). It follows from Eq. (2) and the energy conservation equation, $d\rho_{\text{Ch}}/dt + 3H(\rho_{\text{Ch}} + p_{\text{Ch}}) = 0$, that

$$\rho_{\text{Ch}} = \rho_{\text{Ch},0} \left[\bar{A} + \frac{1 - \bar{A}}{a^{3(1+\alpha)}} \right]^{1/(1+\alpha)}, \quad (3)$$

where t is the proper time, $a(t)$ is the scale factor of the universe, and $H := d \ln a / dt$ is the Hubble parameter. The present value of the scale factor a_0 is set to unity. $\rho_{\text{Ch},0}$ is essentially an integration constant and represents the present energy density of the gCg, and $\bar{A} := A/\rho_{\text{Ch},0}^{1+\alpha}$. The ratio between the pressure and energy density, w_{Ch} , is given by

$$w_{\text{Ch}} := \frac{p_{\text{Ch}}}{\rho_{\text{Ch}}} = - \left[1 + \frac{1 - \bar{A}}{\bar{A}} \frac{1}{a^{3(1+\alpha)}} \right]^{-1}. \quad (4)$$

Equation (4) clearly shows that the gCg indeed mimicks both the dark matter and dark energy: we have the matter dominant phase, $w_{\text{Ch}} \simeq 0$, at early times and the

dark energy phase, $w_{\text{Ch}} \simeq -1$, at late times. The transition from the matter dominant phase to the accelerated phase proceeds more rapidly for larger α . (The transition time is determined through the model parameters α and A , as explained shortly.) Note that in the limit $\alpha \rightarrow 0$ the gCg represents usual dark matter plus a cosmological constant.

Assuming the spatially flat universe, the Friedmann equation can be recast in

$$\frac{H^2}{H_0^2} = \frac{\Omega_{\text{b},0}}{a^3} + (1 - \Omega_{\text{b},0}) \left[\bar{A} + \frac{1 - \bar{A}}{a^{3(1+\alpha)}} \right]^{1/(1+\alpha)}, \quad (5)$$

where $H_0 = 100 h^{-1} \text{ km s}^{-1} \text{ Mpc}^{-1}$ is the present Hubble parameter and $\Omega_{\text{b},0}$ is the present baryon density fraction. Let us define the transition time as the time at which the deceleration parameter becomes zero. The redshift at the transition time is then given by

$$\frac{\bar{A}[(1 + z_{\text{tr}})^{-3(1+\alpha)} + 1/2] - 1/2}{\{\bar{A}[(1 + z_{\text{tr}})^{-3(1+\alpha)} - 1] + 1\}^{\alpha/(1+\alpha)}} = \frac{\Omega_{\text{b},0}}{2(1 - \Omega_{\text{b},0})}. \quad (6)$$

Instead, to avoid the complication we may use the relation

$$\bar{A} = \frac{(1 + z_{\text{tr}})^{3(1+\alpha)}}{2 + (1 + z_{\text{tr}})^{3(1+\alpha)}} \quad (7)$$

to define the transition redshift. Since $\Omega_{\text{b},0}$ is very small, the two definitions make practically no difference. Let us then define the present value of the total (non-relativistic) matter density, $\Omega_{\text{m},0}$. Noting that

$$\frac{H^2}{H_0^2} \rightarrow \frac{\Omega_{\text{b},0} + (1 - \Omega_{\text{b},0})(1 - \bar{A})^{1/(1+\alpha)}}{a^3} \quad (8)$$

for $a \rightarrow 0$, we may read off from this that

$$\Omega_{\text{m},0} := \Omega_{\text{b},0} + (1 - \Omega_{\text{b},0})(1 - \bar{A})^{1/(1+\alpha)}. \quad (9)$$

Finally, we introduce the key quantity in the present note: the sound speed of the gCg,

$$c_s^2 := \frac{d\rho_{\text{Ch}}}{d\rho_{\text{Ch}}} = -\alpha w_{\text{Ch}}. \quad (10)$$

The sound speed plays a crucial role in the following perturbation analysis. The behavior of c_s^2 is plotted in Fig. 1. The sound speed remains small before the transition time. For $\alpha \gtrsim 1$, c_s^2 is particularly small in this regime. It starts to grow around the transition, and c_s^2 can exceed the speed of light at late times for $\alpha > 1$. We thus call the gCg with $\alpha > 1$ ‘‘superluminal,’’ though c_s^2 can be larger than 1 only at late times and the model with $\alpha \simeq 1$ is in fact ‘‘subluminal’’ because $|w_{\text{Ch}}| < 1$.

B. Cosmological perturbations in the gCg model

In the linear analysis, we adopt the longitudinal gauge in which the metric is written as

$$ds^2 = -(1 + 2\Phi)dt^2 + a^2(1 - 2\Phi)\delta_{ij}dx^i dx^j. \quad (11)$$

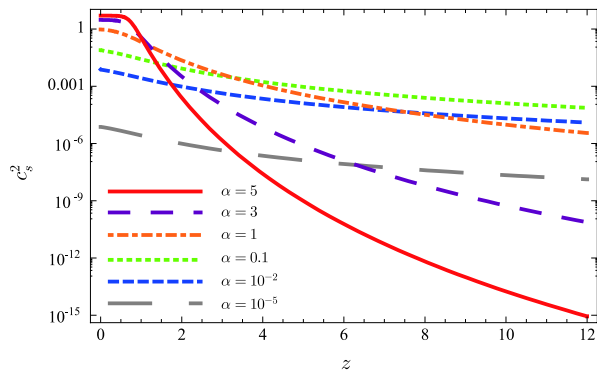


FIG. 1: The sound speed as a function of the redshift z for $z_{\text{tr}} = 0.8$ and different α . The models with $\alpha \gtrsim 1$ show the nontrivial behavior: c_s^2 is smaller for larger α in the past, which rapidly grows at $z \sim 1$ to be $c_s^2 \sim \alpha$ at $z = 0$.

Here, we neglect the anisotropic stress so that the gravitational potential coincides with the curvature perturbation in this gauge. We do not consider the entropy perturbation, and write the pressure perturbation of the gCg as

$$\delta p_{\text{Ch}} = c_s^2 \delta \rho_{\text{Ch}}, \quad (12)$$

where $\delta \rho_{\text{Ch}}$ is the density perturbation of the gCg.

Combining the (t, t) and (i, j) components of the perturbed Einstein equations to eliminate $\delta \rho_{\text{Ch}}$, we obtain (in the Fourier space)

$$\begin{aligned} \Phi'' + [4 + 3c_s^2 + (\ln H)'] \Phi' + [3(1 + c_s^2) + 2(\ln H)'] \Phi \\ + \frac{c_s^2 k^2}{a^2 H^2} \Phi = -\frac{3}{2} c_s^2 \frac{\rho_b}{\rho_b + \rho_{\text{Ch}}} \delta_b, \end{aligned} \quad (13)$$

where $\delta_b := \delta \rho_b / \rho_b$ is the baryon density perturbation and the prime denotes the differentiation with respect to $\ln a$. For brevity, we abbreviate the suffix k if not necessary. The energy-momentum conservation of the baryonic component implies

$$(\delta_b - 3\Phi)' = \frac{k^2}{H} v_b, \quad (14)$$

$$(a^2 v_b)' + \frac{\Phi}{H} = 0, \quad (15)$$

where v_b is the velocity perturbation of the baryon fluid. These two equations are combined to give

$$\begin{aligned} \delta_b'' + [2 + (\ln H)'] \delta_b' + \frac{9}{2} c_s^2 \frac{\rho_b}{\rho_b + \rho_{\text{Ch}}} \delta_b \\ = -3(2 + 3c_s^2) \Phi' - 3[3(1 + c_s^2) + 2(\ln H)'] \Phi \\ - \frac{k^2}{a^2 H^2} (1 + 3c_s^2) \Phi, \end{aligned} \quad (16)$$

where we used Eq. (13) to eliminate Φ'' . Equations (13) and (16) are sufficient for predicting the ISW effect and matter power spectrum in the gCg model.

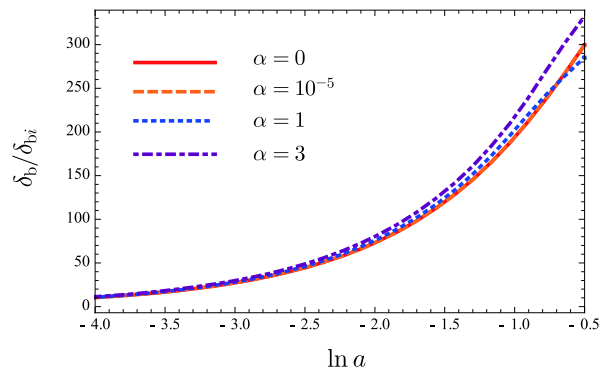


FIG. 2: The evolution of the baryon density perturbation for $k = 0.01 h \text{ Mpc}^{-1}$. The parameter of the background is fixed by choosing $z_{\text{tr}} = 0.8$ and $\Omega_{b,0} = 0.04$. The evolution is not sensitive to α .

III. OBSERVATIONAL SIGNATURES

A. Evolution of cosmological perturbations

Let us begin with over-viewing the evolution of the metric perturbation Φ and the baryon density perturbation δ_b governed by Eqs. (13) and (16). At early times we have $w_{\text{Ch}} \simeq 0$ and hence $c_s^2 \simeq 0$. Thus, for $z \gg z_{\text{tr}}$, we can find the same solution as in the CDM dominated universe. Noting that $H^2 \propto a^{-3}$ in this limit, Eqs. (13) and (16) are solved to give

$$\Phi \simeq C_k, \quad \delta_b \simeq C_k \left[-2 - \frac{2}{3} \left(\frac{k}{a_i H_i} \right)^2 \frac{a}{a_i} \right], \quad (17)$$

where the decaying mode has been ignored. Here, C_k is a constant, and a_i and H_i are the quantities evaluated at some initial time. In practice, we may impose the initial condition at the last scattering surface: $a_i = (1 + z_{\text{LS}})^{-1} \approx 10^{-3}$. The primordial power spectrum is encoded in the k -dependent constant C_k . Having specified the initial condition, we separate the evolution of perturbations for $a > a_i$ from the initial amplitude C_k and write the solution to Eqs. (13) and (16) in terms of the transfer functions as

$$\Phi_k(a) = C_k \mathcal{T}_\Phi(k, a), \quad \delta_{bk}(a) = C_k \mathcal{T}_b(k, a). \quad (18)$$

The most important ingredient that determines the behavior of fluctuations is the magnitude of the sound velocity c_s^2 , or, equivalently, the Jeans length of the gCg fluid: $\lambda_J^2 := c_s^2 / (aH)^2$. The gCg fluctuations with $k \gtrsim \lambda_J^{-1}$ are supported by the pressure and oscillate, rather than grow. This fact puts a very stringent constraint on the unified dark matter model composed of a single gCg fluid, as such oscillations hinder the gCg component to reproduce the observed matter power spectrum. One can, however, overcome this early drawback by adding a baryon component, because the baryon fluctuations are not affected much by the late-time oscillation

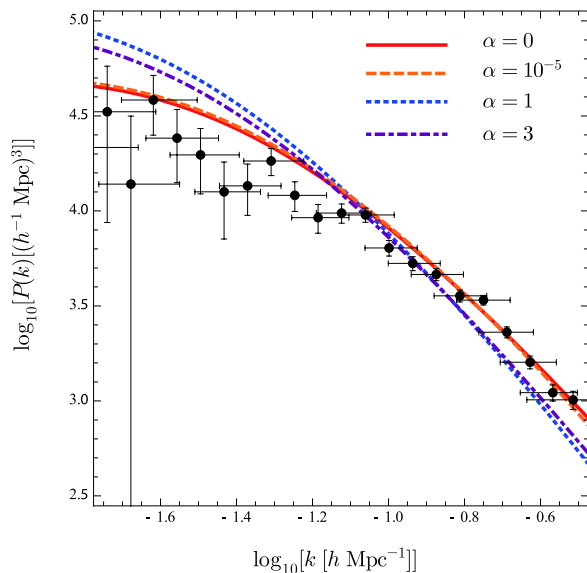


FIG. 3: The power spectra of the baryon component for different α and $z_{\text{tr}} = 0.8$ [29], compared to the observed one [28].

of the other component. In other words, the gravitational interaction is not strong enough to eliminate the baryon fluctuations built up before the oscillatory regime. The typical evolution of the baryon density perturbation is shown in Fig. 2. Although the different choices of α lead to the different magnitude of the gCg sound speed at late times, δ_b shows a very similar behavior, irrespective of α . One should note here that even in the superluminal case with $\alpha > 1$ the baryons can cluster because the sound speed remains small at early times. Interestingly, the sound speed at early times is much smaller for $\alpha > \mathcal{O}(1)$ than for $\alpha \lesssim \mathcal{O}(1)$, and hence the former is much closer to the standard Λ CDM model than the latter, at least at early times.

In Ref. [29] Gorini *et al.* solved the evolution of δ_b and computed the matter power spectrum, focusing in particular on the superluminal gCg model. They argue that the growth of baryon inhomogeneities is observationally favoured for $\alpha \gtrsim 3$ as well as for sufficiently small values of α . For the sake of completeness, we have repeated essentially the same calculation as in [29]. The power spectra of the baryon component are shown in Fig. 3, which are in good agreement with the observed one. To rely on the linear analysis, we discard the data with $k > 0.3h\text{Mpc}^{-1}$.

Now we turn to the evolution of the gravitational potential Φ . In contrast to the baryon fluctuations, Φ is crucially affected by the late-time increase in c_s^2 . As shown in Fig. 4, the pressure-supported oscillation appears for large values of α , leading to a strong time variation of Φ . This is simply because c_s^2 is larger for larger α at late times. Let us focus on the cases with $\alpha = 1$ and $\alpha = 3$ and compare them in more detail. Since the sound speed remains $c_s^2 < (aH/k)^2$ for shorter time for $\alpha = 1$ than

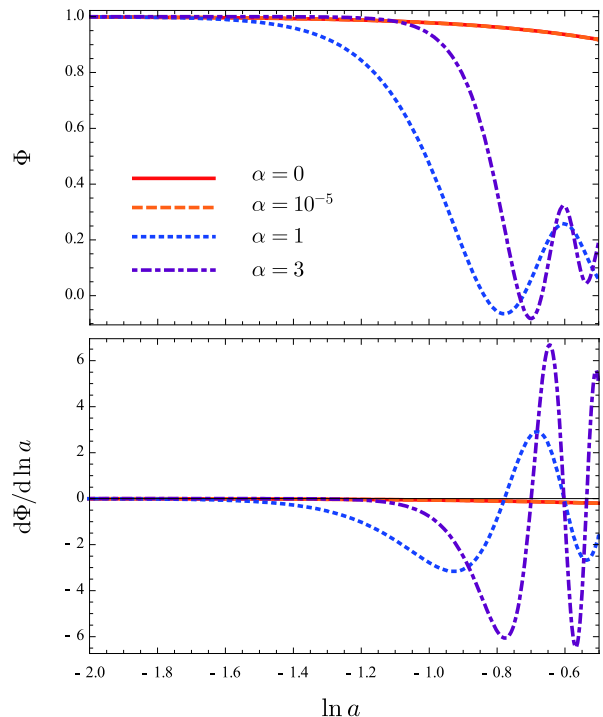


FIG. 4: The evolution of the metric perturbation Φ for $k = 0.01 h\text{Mpc}^{-1}$. The parameter of the background is fixed by choosing $z_{\text{tr}} = 0.8$ and $\Omega_{b,0} = 0.04$. In contrast to the baryon density perturbation, the evolution of Φ crucially depends on α .

for $\alpha = 3$, Φ begins to oscillate earlier in the former case. In the accelerated phase, $z \lesssim z_{\text{tr}}$, the sound speed of the $\alpha = 3$ model grows to become larger than that of the $\alpha = 1$ model, which causes the larger time variation for $\alpha = 3$ than for $\alpha = 1$ in the oscillatory regime.

B. ISW effect

Having thus emphasized the characteristic behavior of Φ , it is important to study the signatures of observations that probe more directly the gravitational potential itself. An example is weak gravitational lensing, using which the authors of [13] claimed that the allowed parameter space of the gCg model (with baryons) is very tiny. However, their argument is based on the linear analysis despite the fact that nonlinear effects are important. Another nice example is the ISW effect [36, 37]. A strong time variation of the gravitational potential at $z \lesssim z_{\text{tr}}$ typically gives rise to large enhancement of the ISW signal. This can put a stringent constraint on the model parameters, and indeed the gCg models with $0.01 < \alpha \leq 1$ are excluded [11, 14, 17] (see also [4]). In this note we choose to pursue this direction, paying a particular attention to the superluminal gCg with $\alpha > 1$.

Noting that the gravitational potential coincides with the curvature perturbation in the absence of anisotropic

pressure, the angular power spectrum of the ISW effect is, for the case with a spatially flat background, given by (see [4, 38–40])

$$C_l^{\text{ISW}} = 4\pi T_0^2 \int \frac{dk}{k} \frac{k^3 |C_k|^2}{2\pi^2} [I_l^\Phi(k)]^2, \quad (19)$$

where

$$I_l^\Phi(k) := 2 \int_{\eta_{\text{LS}}}^{\eta_0} \partial_\eta \mathcal{T}_\Phi[k, a(\eta)] j_l[k(\eta_0 - \eta)] d\eta, \quad (20)$$

$j_l(x)$ is the spherical Bessel function, and η is the conformal time. For our purpose, we focus on the late time ISW effect. The initial amplitude C_k is obtained from the primordial spectrum multiplied by the BBKS transfer function [41]:

$$\frac{k^3 |C_k|^2}{2\pi^2} = \frac{9}{25} \Delta_{\mathcal{R}}^2(k) T^2(k), \quad (21)$$

with

$$T(k) = \frac{\ln(1 + 2.34q)}{2.34q} \times [1 + 3.89q + (16.1q)^2 + (5.46q)^3 + (6.71q)^4]^{-1/4}, \quad (22)$$

where $q := k/(\Omega_{X,0} h^2)$ and $\Omega_{X,0}$ incorporates Sugiyama's shape correction [42]:

$$\Omega_{X,0} := \Omega_{\text{m},0} \exp\left(-\Omega_{\text{b},0} - \frac{\sqrt{2h} \Omega_{\text{b},0}}{\Omega_{\text{m},0}}\right). \quad (23)$$

We simply assume that the primordial power spectrum is the scale invariant Harrison-Zel'dovich one: $\Delta_{\mathcal{R}}^2(k) = \text{constant}$.

The Hubble Space Telescope Key Project [44] result and the WMAP 5yr data [45] tightly constrain the parameters h and $\Omega_{\text{b},0}$. Since the amplitude of the ISW effect varies at most few percents within the parameter region allowed by observations, we use $h = 0.7$ and $\Omega_{\text{b},0} = 0.04$. The angular spectra of the ISW effect for different α and z_{tr} are shown in Fig. 5. The amplitude is normalized by $T_0^2 \Delta_{\mathcal{R}}^2/25$, which approximately gives the amplitude of angular spectrum for the Sachs-Wolfe effect C_l^{SW} . For the standard Λ CDM model, $\alpha = 0$, C_l^{ISW} is roughly 10% of C_l^{SW} . Therefore the amplitude of the flat plateau is essentially determined by C_l^{SW} . Contrary, in the gCg model with $\alpha \gtrsim \mathcal{O}(1)$, C_l^{ISW} is more than ten times larger than C_l^{SW} , and hence the amplitude of the flat plateau is essentially determined by C_l^{ISW} . Reflecting the oscillating behaviour of Φ , the enhancement of the ISW effect appears also in the superluminal model with $\alpha > 1$. Since the baryon density perturbation δ_{b} does not exhibit the distinctive behaviour in the superluminal gCg model, this enhancement would help us to discriminate this model.

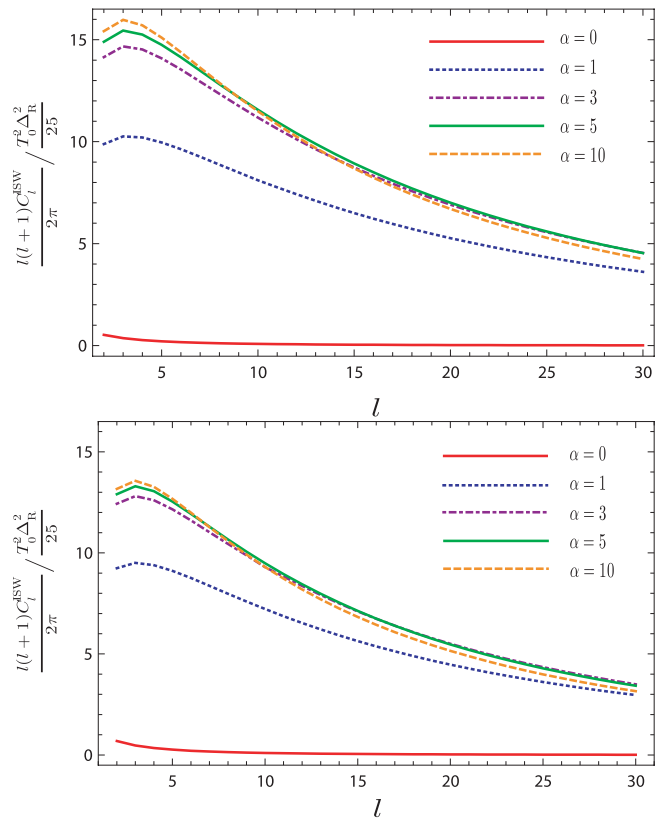


FIG. 5: The power spectra of the ISW effect normalized by $T_0^2 \Delta_{\mathcal{R}}^2/25$, which approximately gives the angular spectrum for the SW effect. top: $z_{\text{tr}} = 0.8$, bottom: $z_{\text{tr}} = 1.0$.

Combining the constraints from the CMB anisotropies and the LSS, we now discuss the viability of the superluminal gCg model. From the above argument, one sees that, regarding the ISW effect, a significantly smaller value of the primordial amplitude $\Delta_{\mathcal{R}}^2$ is favoured in the superluminal gCg model compared to the standard value in the Λ CDM model. However, in regards to the structure formation, the preferred value of $\Delta_{\mathcal{R}}^2$ is larger by an order of magnitude in the superluminal gCg model than in the Λ CDM model, since the structure formation proceeds less efficiently in the gCg model. When we change the primordial amplitude $\Delta_{\mathcal{R}}^{\text{LSS}^2}$ to $r\Delta_{\mathcal{R}}^{\text{LSS}^2}$, the angular spectrum C_l and the matter power spectrum $P(k)$ also change into rC_l and $rP(k)$, respectively. Here, we define $\Delta_{\mathcal{R}}^{\text{LSS}^2}$ as the preferred value to reproduce the matter power spectrum, which depends on α and z_{tr} . We need $r \lesssim 0.1$ in order for the temperature anisotropy to be compatible with observations, but then the predicted matter spectrum significantly deviates from the SDSS data. As an example, the total angular spectra C_l for $r = 1, 0.1, \text{ and } 0.05$ are shown in Fig. 6. For $r = 0.1$ the amplitude of the matter power spectrum comes to be inconsistent with observations, but even in this case the angular spectrum of the CMB still remains larger than the observed one.

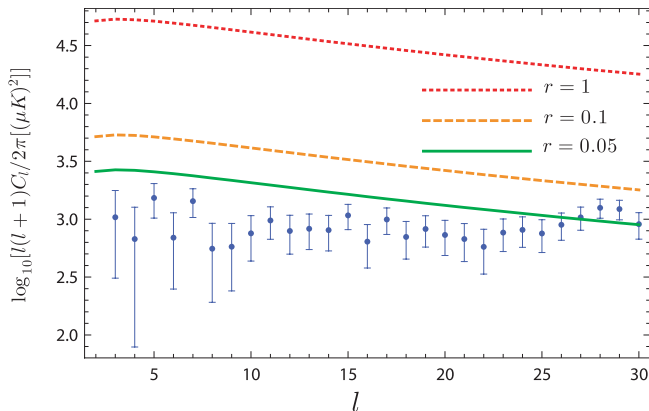


FIG. 6: The power spectra for $\alpha = 3$, $z_{\text{tr}} = 0.8$, and different values of $\Delta_{\mathcal{R}}^2$, compared to the WMAP 5yr data [45]. r is defined by $r := (\Delta_{\mathcal{R}} / \Delta_{\mathcal{R}}^{\text{LSS}})^2$.

Finally, let us note the dependence on the parameters α and z_{tr} . We have computed the ISW signal for $\alpha \leq 10$ and found that these models are inconsistent with observations. The angular power spectrum for the ISW effect and the matter power spectrum slightly depend on the transition time z_{tr} . Our result is robust to change of z_{tr} within the observationally allowed region (which is not so small) [21, 46]. Indeed, for $0.4 \leq z_{\text{tr}} \leq 1.2$, the superluminal gCg model with $\alpha \leq 10$ cannot be consistent both with the LSS and with the CMB anisotropies at the same time.

IV. CONCLUSIONS

We have investigated the growth of inhomogeneities in superluminal gCg cosmology, in which a single fluid component mimics both dark matter and dark energy. The superluminal gCg model is interesting observationally because it can reproduce the observed matter power spectrum well and theoretically because it does not in fact suffer from the causality problem. We have shown that the late-time increase of the sound speed affects the evolution of the metric potential Φ rather than that of the baryon density perturbation δ_b . Since the time dependent gravitational potential generates secondary tem-

perature fluctuations through the ISW effect, the observation of the CMB angular spectrum at low multipoles helps to discriminate the superluminal gCg model. We have found that, due to large enhancement of the ISW effect, the superluminal gCg model cannot explain the SDSS data and WMAP data consistently. Here, we focused only on the flat plateau of CMB angular power spectrum, combined with the matter power spectrum. As is the case in the subluminal gCg model [14, 17], normalizing C_l to COBE at $l = 10$, it would be possible to give stringent constraints from the acoustic peak of CMB, too.

In this note we have only considered a particular class of UDM models. Then, a question is: within the context of UDM models, how generic is large enhancement of the ISW effect? It is now clear that the late-time increase in c_s^2 is crucial for the strong time variation of the gravitational potential that leads to the large ISW signal. Therefore, to avoid enhancement of the ISW effect, c_s^2 must be sufficiently small *almost all the way from the past to the present*. This point has already been emphasized in [5] (see also [47]). For sufficiently small but finite c_s^2 , weak gravitational lensing can be used to discriminate among UDM models [43] because small c_s^2 pushes the Jeans length away to small scales. In order to give a reliable prediction about weak lensing, it is important to address the nonlinear evolution of perturbations in UDM models. This issue would be very interesting and is left for further study.

Let us finally comment on the limiting case $\alpha \rightarrow \infty$. In this limit, the (scalar field model of) gCg behaves like Cuscuton proposed in [48]. While the Cuscuton has the infinite sound speed, it does not transport any information. It would be very interesting to explore the consequence of this exceptional case [49].

Acknowledgments

Y.U. and T.K. are grateful to O. Piattella, A. Starobinsky, and H. Tashiro for their variable comments. The authors also would like to thank K. Maeda for his continuous encouragement. Y.U. and T.K. are supported by the JSPS under Contact Nos. 19-720 and 19-4199.

[1] C. Armendariz-Picon, T. Damour and V. F. Mukhanov, Phys. Lett. B **458**, 209 (1999) [arXiv:hep-th/9904075]; T. Chiba, T. Okabe and M. Yamaguchi, Phys. Rev. D **62**, 023511 (2000) [arXiv:astro-ph/9912463]; C. Armendariz-Picon, V. F. Mukhanov and P. J. Steinhardt, Phys. Rev. Lett. **85**, 4438 (2000) [arXiv:astro-ph/0004134]; C. Armendariz-Picon, V. F. Mukhanov and P. J. Steinhardt, Phys. Rev. D **63**, 103510 (2001) [arXiv:astro-ph/0006373].

[2] R. J. Scherrer, Phys. Rev. Lett. **93**, 011301 (2004) [arXiv:astro-ph/0402316].
 [3] D. Bertacca, S. Matarrese and M. Pietroni, Mod. Phys. Lett. A **22**, 2893 (2007) [arXiv:astro-ph/0703259].
 [4] D. Bertacca and N. Bartolo, JCAP **0711**, 026 (2007) [arXiv:0707.4247 [astro-ph]].
 [5] D. Bertacca, N. Bartolo, A. Diaferio and S. Matarrese, JCAP **0810**, 023 (2008) [arXiv:0807.1020 [astro-ph]].
 [6] A. Y. Kamenshchik, U. Moschella and V. Pasquier, Phys.

- Lett. B **511**, 265 (2001) [arXiv:gr-qc/0103004].
- [7] N. Bilic, G. B. Tupper and R. D. Viollier, Phys. Lett. B **535**, 17 (2002) [arXiv:astro-ph/0111325].
- [8] M. C. Bento, O. Bertolami and A. A. Sen, Phys. Rev. D **66**, 043507 (2002) [arXiv:gr-qc/0202064].
- [9] M. Alishahiha, E. Silverstein and D. Tong, Phys. Rev. D **70**, 123505 (2004) [arXiv:hep-th/0404084].
- [10] E. Silverstein and D. Tong, Phys. Rev. D **70**, 103505 (2004) [arXiv:hep-th/0310221].
- [11] D. Carturan and F. Finelli, Phys. Rev. D **68**, 103501 (2003) [arXiv:astro-ph/0211626].
- [12] V. Gorini, A. Kamenshchik and U. Moschella, Phys. Rev. D **67**, 063509 (2003) [arXiv:astro-ph/0209395].
- [13] H. Sandvik, M. Tegmark, M. Zaldarriaga and I. Waga, Phys. Rev. D **69**, 123524 (2004) [arXiv:astro-ph/0212114].
- [14] R. Bean and O. Dore, Phys. Rev. D **68**, 023515 (2003) [arXiv:astro-ph/0301308].
- [15] R. J. Colistete, J. C. Fabris, S. V. B. Goncalves and P. E. de Souza, Int. J. Mod. Phys. D **13**, 669 (2004) [arXiv:astro-ph/0303338].
- [16] L. M. G. Beca, P. P. Avelino, J. P. M. de Carvalho and C. J. A. Martins, Phys. Rev. D **67**, 101301 (2003) [arXiv:astro-ph/0303564].
- [17] L. Amendola, F. Finelli, C. Burigana and D. Carturan, JCAP **0307**, 005 (2003) [arXiv:astro-ph/0304325].
- [18] J. L. Tonry *et al.* [Supernova Search Team Collaboration], Astrophys. J. **594**, 1 (2003) [arXiv:astro-ph/0305008].
- [19] H. S. Zhang and Z. H. Zhu, Phys. Rev. D **73**, 043518 (2006) [arXiv:astro-ph/0509895].
- [20] P. Wu and H. W. Yu, Phys. Lett. B **644**, 16 (2007) [arXiv:gr-qc/0612055].
- [21] P. X. Wu and H. W. Yu, JCAP **0703**, 015 (2007) [arXiv:astro-ph/0701446].
- [22] T. M. Davis *et al.*, “Scrutinizing exotic cosmological models using ESSENCE supernova data Astrophys. J. **666**, 716 (2007) [arXiv:astro-ph/0701510].
- [23] J. C. Fabris, S. V. B. Goncalves, H. E. S. Velten and W. Zimdahl, arXiv:0811.2367 [astro-ph].
- [24] J. C. Fabris, S. V. B. Goncalves, H. E. S. Velten and W. Zimdahl, Phys. Rev. D **78**, 103523 (2008) [arXiv:0810.4308 [astro-ph]].
- [25] C. E. M. Batista, J. C. Fabris and M. Morita, arXiv:0904.3949 [gr-qc].
- [26] D. G. York *et al.* [SDSS Collaboration], Astron. J. **120**, 1579 (2000) [arXiv:astro-ph/0006396].
- [27] K. N. Abazajian *et al.* [SDSS Collaboration], Astrophys. J. Suppl. **182**, 543 (2009) [arXiv:0812.0649 [astro-ph]].
- [28] M. Tegmark *et al.* [SDSS Collaboration], Astrophys. J. **606**, 702 (2004) [arXiv:astro-ph/0310725].
- [29] V. Gorini, A. Y. Kamenshchik, U. Moschella, O. F. Piattella and A. A. Starobinsky, JCAP **0802**, 016 (2008) [arXiv:0711.4242 [astro-ph]].
- [30] C. G. Park, J. c. Hwang, J. Park and H. Noh, Phys. Rev. D **81**, 063532 (2010) [arXiv:0910.4202 [astro-ph.CO]].
- [31] C. Bonvin, C. Caprini and R. Durrer, Phys. Rev. Lett. **97**, 081303 (2006) [arXiv:astro-ph/0606584].
- [32] C. Bonvin, C. Caprini and R. Durrer, arXiv:0706.1538 [astro-ph].
- [33] E. Babichev, V. Mukhanov and A. Vikman, JHEP **0802**, 101 (2008) [arXiv:0708.0561 [hep-th]].
- [34] R. J. Yang, S. N. Zhang and Y. Liu, JCAP **0801**, 017 (2008) [arXiv:0802.2358 [astro-ph]].
- [35] L. Brillouin, 1960 Wave Propagation and Group Velocity (New York: Academic)
- [36] M. J. Rees and D. W. Sciama, Nature **217**, 511 (1968).
- [37] R. K. Sachs and A. M. Wolfe, Astrophys. J. **147**, 73 (1967).
- [38] W. T. Hu, arXiv:astro-ph/9508126.
- [39] S. Weinberg, Cosmology, Oxford University Press, New York (2008).
- [40] A. R. Liddle and D. H. Lyth, Cosmological inflation and large-scale structure, Cambridge University Press, Cambridge (2000).
- [41] J. M. Bardeen, J. R. Bond, N. Kaiser and A. S. Szalay, Astrophys. J. **304**, 15 (1986).
- [42] N. Sugiyama, Astrophys. J. Suppl. **100**, 281 (1995) [arXiv:astro-ph/9412025].
- [43] S. Camera, D. Bertacca, A. Diaferio, N. Bartolo and S. Matarrese, arXiv:0902.4204 [astro-ph.CO].
- [44] W. L. Freedman *et al.* [HST Collaboration], “Final Results from the Hubble Space Telescope Key Project to Measure the Astrophys. J. **553**, 47 (2001) [arXiv:astro-ph/0012376].
- [45] G. Hinshaw *et al.* [WMAP Collaboration], Astrophys. J. Suppl. **180**, 225 (2009) [arXiv:0803.0732 [astro-ph]].
- [46] A. Melchiorri, L. Pagano and S. Pandolfi, Phys. Rev. D **76**, 041301 (2007) [arXiv:0706.1314 [astro-ph]].
- [47] O. F. Piattella, D. Bertacca, M. Bruni and D. Pietrobbon, JCAP **1001** (2010) 014 [arXiv:0911.2664 [astro-ph.CO]].
- [48] N. Afshordi, D. J. H. Chung and G. Geshnizjani, Phys. Rev. D **75**, 083513 (2007) [arXiv:hep-th/0609150].
- [49] O. F. Piattella, arXiv:0906.4430 [astro-ph.CO].