

Collisions of white dwarfs as a new progenitor channel for type Ia supernovae

Stephan Rosswog¹, Daniel Kasen^{2,3}, James Guillochon², and Enrico Ramirez-Ruiz²

ABSTRACT

We present the results of a systematic numerical study of an alternative progenitor scenario to produce type Ia supernova explosions, which is not restricted to the ignition of a CO white dwarf near the Chandrasekhar mass. In this scenario, a shock-triggered thermonuclear explosion ensues from the collision of two white dwarfs. Consistent modeling of the gas dynamics together with nuclear reactions using both a smoothed particle and a grid-based hydrodynamics code are performed to study the viability of this alternative progenitor channel. We find that shock-triggered ignition and the synthesis of Ni are in fact a natural outcome for moderately massive white dwarf pairs colliding close to head-on. We use a multi-dimensional radiative transfer code to calculate the emergent broadband light curves and spectral time-series of these events. The synthetic spectra and lightcurves compare well with those of normal type Ia supernovae over a similar B-band decline rate and are broadly consistent with the Phillips relation, although a mild dependence on viewing angle is observed due to the asymmetry of the ejected debris. While event rates within galactic centers and globular clusters are found to be much too low to explain the bulk of the type Ia supernovae population, they may be frequent enough to make as much as a one percent contribution to the overall rate. Although these rate estimates are still subject to substantial uncertainties, they do suggest that dense stellar systems should provide upcoming supernova surveys with hundreds of such collision-induced thermonuclear explosions per year.

Subject headings: supernova: general – white dwarfs – globular clusters: general – nuclear reactions, nucleosynthesis, abundances – hydrodynamics – radiative transfer

¹School of Engineering and Science, Jacobs University Bremen, Campus Ring 1, 28759 Bremen, Germany; s.rosswog@jacobs-university.de

²Department of Astronomy and Astrophysics, University of California, Santa Cruz, CA 95064; enrico@ucolick.org

³Hubble Fellow

1. Introduction

Type Ia supernovae (SNe Ia) are of major astrophysical relevance. They have acquired particular cosmological significance as a probe of the scale and geometry of the universe, providing the first evidence for its acceleration (Riess et al. 1998; Perlmutter et al. 1999; Astier et al. 2006). These results depend crucially on the assumption that SNe Ia are standard candles. This assumption could be tested if the origins of SNe Ia are recognized. Knowledge of their nature is also of importance for understanding the metallicity evolution and star-formation history of galaxies. Yet, despite their relevance, no consensus on the nature of their progenitor systems has been reached.

While there is broad agreement that the disintegration of a white dwarf (WD) in a thermonuclear explosion constitutes the supernova event itself, there are two main classes of competing models for the events that lead to the explosion. In the single-degenerate scenario, the exploding WD accretes from a non-degenerate stellar companion (Whelan & Iben 1973; Nomoto 1982), which is expected to survive and be potentially identifiable. In the double-degenerate scenario, the donor star is also a WD. The most commonly discussed progenitor system involves the coalescence of two CO WDs (Iben & Tutukov 1984; Webbink 1984), which after explosion should leave no remnant. There has been no conclusive proof to date that either scenario can lead to normal SNe Ia, nor has the evidence that the SN Ia rate is different for different stellar populations led to any firm conclusions. Therefore, any new observational or theoretical constraint on the progenitor systems is of great value.

Here we present an alternative evolutionary scenario to produce a SNe Ia, which is not restricted to mass transfer in gravitationally bound double stellar systems. This new paradigm considers white dwarfs that reside within dense stellar systems where the stars are sufficiently close to each other to make collisions quite likely. The resultant shock compression could then lead to densities which exceed the threshold for pycnonuclear reactions so that thermonuclear runaway ensues. Understanding the feasibility of this channel for producing successful thermonuclear explosions as well as exploring the observational manifestations of such phenomena are the main purpose of this *Letter*. The layout is as follows. A concise summary of the numerical methods and the initial models is given in § 2. We describe the detailed hydrodynamic simulations in § 3, while the resulting broadband lightcurves and spectra together with a discussion of the relevance of this new progenitor channel to upcoming supernova surveys are presented in § 4.

2. Numerical Schemes and Initial Models

As two stars approach each other to within a few stellar radii, their mutual gravitational interactions lead to the development of large-scale tidal distortions that substantially alter their global structures. If the trajectories of the stars bring them so close to each other that they experience a collision, the response of the stellar material to the impact is critical in understanding the future evolution of the system. As such, it is no longer appropriate to treat the stars as point masses, and a hydrodynamical description of the encounter becomes necessary. The outcome of a collision between two white dwarfs depends in an essential way on several factors: their masses and nuclear compositions, their relative speed, and the distance of closest approach.

To study this problem, we use two complementary approaches: the Eulerian, adaptive-mesh hydrodynamics code FLASH (Fryxell et al. 2000), and a Lagrangian hydrodynamics code (Rosswog et al. 2008; Rosswog et al. 2009) based on the Smoothed Particle Hydrodynamics (SPH) method (Benz 1990; Monaghan 2005; Rosswog 2009). Both codes incorporate the Helmholtz equation of state (Timmes & Swesty 2000) and similar, small nuclear reaction networks tuned to correctly reproduce nuclear energy release (Hix et al. 1998; Timmes 1999; Timmes et al. 2000), but they differ in their treatment of hydrodynamics and gravity. Using the same stellar models and impact conditions, this approach not only provides a classic code verification, but in particular allows to gain unique insight into the physics of white dwarf encounters.

Some of the questions at the forefront of our attention are the effects of the initial nuclear composition and masses of the white dwarfs as well as the impact conditions. We have performed a large set of three-dimensional calculations. A detailed account of all models will be given elsewhere, here our focus is on central collisions. A summary of the performed calculations is given in Table 1. The stars with $0.4 M_{\odot}$ are instantiated as pure He, those with larger masses as a homogeneous mixture of 50% C and 50% O. All stars are initially cold (10^4 K), placed at a mutual distance of three times their combined unperturbed stellar radii and with the relative free-fall velocities of the corresponding point mass values.

3. Shock-Triggered Thermonuclear Explosions from White Dwarf Impacts

The relative velocity at contact is entirely dominated by the mutual gravitational attraction, i.e. it is much larger than typical GC velocity dispersions, $\sigma_{GC} \approx 10$ km/s, $v_{rel} = 4000$ km/s $(M_{tot}/1.2 M_{\odot})^{1/2} (2 \times 10^9 \text{cm}/(R_1 + R_2))^{1/2} > c_s$. The sound velocity c_s in

the core of a $0.6 M_{\odot}$ WD is about 2600 km/s, and thus shocks are a natural result of a WD collision. Figure 1 shows the thermodynamic evolution of the most common combination of masses, $2 \times 0.6 M_{\odot}$. The snapshots of density and temperature in the upper two rows were obtained with SPH, the lower two are the result of FLASH (19-isotope network, minimum linear resolution 5×10^6 cm). The details of the collision differ slightly in the two simulation environments, which is evident in the shock geometries. However, the overall behavior is similar: shortly after contact, a disc-shaped, shock-heated region forms in which nuclear processing occurs. Since the ignition site is not coincident with the original central density peak of either WD, the shocks more quickly propagate through the shallow density gradient that is perpendicular to the direction of infall. As a result, the hot processed material first breaks out through a ring which lies in a plane that is parallel to the collisional plane. It is only when the rear of the stars have passed through the shock fronts that a significant overall expansion can set in. Apart from hydrodynamics and gravity, the codes also differ in the used reaction networks, the SPH code is coupled to a 7-species network (Hix et al. 1998) while the FLASH run uses a 19-isotope network Timmes (1999). As a test of the energy generation accuracy we have used both networks along 1000 thermodynamic trajectories extracted from the SPH simulation. Maximum deviations in the resulting energy generation were 15%, while 95% of the trajectories agreed to better than 5%. The mass fractions reported in this paper are all post-processed or direct results of the 19-isotope network. While the networks could be partly responsible for the shock structure differences the latter may also be influenced by the local resolution and details how burning directly in the shock is suppressed in both codes. A further difference between both runs is the spike-like feature at the rear side of the star in the FLASH simulation, this is an artifact of the rapid advection across the grid. Despite these differences our main conclusions are robust: the shocks trigger an explosion producing a substantial amount of ^{56}Ni ($0.32 M_{\odot}$ for SPH, $0.16 M_{\odot}$ for FLASH).

Mass-segregated environments may favour encounters of more massive WDs, though. We therefore show in Fig. 2 the outcome of a $2 \times 0.9 M_{\odot}$ collision (run G; left: density and temperature, right: mass fractions). This event yields $0.66 M_{\odot}$ of ^{56}Ni , comparable to a typical SNIa.

The topic of white dwarf collisions has been pioneered by Benz et al. (1989). In their work they modeled the white dwarfs with an equation of state containing contributions from degenerate, relativistic electrons, from a Boltzmann gas of nuclei and from photons. Moreover, they coupled their smooth particle hydrodynamics code to a 14-isotope network. At that time their calculations were restricted to 5000 SPH particles resulting in a moderate numerical resolution. Although in some cases substantial nuclear burning took place, none of their models resulted in a complete disintegration of the white dwarf pairs. For comparison, we performed a test run of a head-on collision between two $0.6 M_{\odot}$ WDs using 5000 SPH

particles in total, similar to their run 1. Consistent with their work, we find a surviving remnant and only $0.30 M_{\odot}$ of expelled material ($0.09 M_{\odot}$ in their work). The degraded numerical resolution results in a one order of magnitude reduction of the released nuclear energy compared to our run D. The remaining differences between our test run and the results of Benz et al. are mainly due to the different equation of state, but they may to some extent also reflect the differences in the networks and the advances in the SPH method. Our overall results are similar to those of Raskin et al. (2009) which were submitted while our paper was under review.

4. Discussion

4.1. Lightcurves and Spectra

Some white dwarf collisions should produce luminous light curves powered by the decay of radioactive ^{56}Ni synthesized in the explosion. To predict the observable emission, we post-processed select models using the radiative transfer code SEDONA (Kasen et al. 2006). This code is 3-dimensional, time-dependent, multi-wavelength and includes a detailed treatment of the physics of ^{56}Ni decay and bound-bound line opacity. As initial conditions, we used the SPH results with post-processed abundances for the $2 \times 0.6 M_{\odot}$ (run D) and $2 \times 0.9 M_{\odot}$ (run G) collisions, at a simulation time late enough that the ejected material had reached the free, homologous phase of expansion. Given the axial symmetry of head-on encounters, the results were azimuthally averaged onto a cylindrical grid.

In Figure 3 (right panel) we show synthetic spectra of the models, computed at the peak of the light curve (~ 20 days after collision). The model spectra closely resemble those of normal Type Ia supernovae, with broad P-Cygni line features due to Si II, S II, and Ca II. This outcome is not surprising given that the ejecta compositional stratification (Figure 1) is very similar to that of standard SNe Ia models, with an outer layer of intermediate mass elements and an inner core of iron group elements. The asymmetry of the ejected debris introduces some variation of the spectrum with viewing angle, most prominently in the ultraviolet where the radiation transport is most sensitive to line blanketing opacity. The velocity of the supernova photosphere, as measured from the Doppler shift of the line absorption minima, is $13000 - 16000 \text{ km s}^{-1}$, similar to, though slightly higher than that observed in average SNe Ia.

The light curves of the white dwarf collisions (Figure 3, center panel) also resemble those of Type Ia supernovae. As expected, the models which produced more ^{56}Ni have brighter light curves which decline more slowly. The calculated peak magnitudes and B-

band decline rates lie within the range of typical SNe Ia, and are consistent with the slope and normalization of the observed Phillips relation (Figure 3, left panel). This result is not totally unexpected, given that the principle parameter underlying the Phillips relation is the ^{56}Ni mass, which influences both the supernova luminosity and the ejecta opacity (Kasen & Woosley 2007, and references therein). On the other hand, the light curve width is also sensitive to the total ejected mass. In collision models, unlike most standard SN Ia scenarios, this value is not constrained to be the Chandrasekhar mass. Thus, although the particular models studied here roughly obey the Phillips relation, in detail white dwarf collisions could show small but systematic deviations.

4.2. Diversity

The explosion mechanism reported here is not tied to a particular mass scale and therefore allows for considerably more diversity. As mentioned above, collisions between white dwarfs provide a pathway to ignite CO white dwarfs that completely disintegrate the WD pair. In contrast, for low-mass collisions (run A) or for collisions between a CO and a He WD a remnant remains, which, in the latter case, produces an identifiable outcome: a hot, high-speed (~ 1000 km/s) CO WD engulfed by a cloud of intermediate mass elements.

The mechanism discussed here is found to work for the collision of two $0.4 M_{\odot}$ He WDs, but does not lead to an explosion in the case of $2 \times 0.5 M_{\odot}$. This is mainly the result of the different available fuel – helium burning releases more energy on the way to iron group elements ($\epsilon_{\text{He}\rightarrow\text{Fe}} = 1.73$ MeV/nucleon, $\epsilon_{\text{CO}\rightarrow\text{Fe}} = 0.98$ MeV/nucleon). Due to the WD mass function, collisions between $0.6 M_{\odot}$ WDs are expected to dominate unless they occur in a strongly mass-segregated environments where more massive WDs would then be preferred. On average, however, this SN Ia channel will preferably ignite lighter WDs than standard channels (Hillebrandt & Niemeyer 2000; Podsiadlowski et al. 2008) and, as a result, the nucleosynthetic yields should be less neutron-rich due to the slower Y_e -evolution via electron captures.

4.3. Detection Prospects

In order to critically evaluate the outcome of these ideas, the frequency of such encounters must be addressed. For a core-collapsed GC, the high densities in the core completely dominate the collision rate. We assume the white dwarfs to be distributed homogeneously within a spherical core of radius r_c . We further assume that the total num-

ber density n_{wd} and stellar velocity dispersion σ_c are constant within r_c . Together with the dominating gravitational focusing, this means we can approximate the total collision rate as: $\nu_{\text{col}} = 20 \text{ Gyr}^{-1} f_1 f_2 (n_c/3 \times 10^6 \text{ pc}^{-3})^2 (r_c/0.1 \text{ pc})^3 (\sigma_c/10 \text{ km s}^{-1})^{-1} [(m_1 + m_2)/1 M_\odot] (r_{\text{col}}/5 \times 10^3 \text{ km})$, where $f_i \leq 1$ is the fractional number of stars of type i within r_c and we use the properties of the well-studied, proto-typical core-collapsed GC M15 (van den Bosch et al. 2006). Fokker-Planck model fits to M15 predict the presence of a significant population of WDs with $M > 0.7 M_\odot$, so that $f_i > 0.5$. By setting the distance of closest approach to the sum of the radii of the two WDs, $r_{\text{col}} = r_1 + r_2$, an estimate of the collision rate $R_{\text{col}} \approx 10^2 f_{\text{cc}} f_1 f_2 \text{ yr}^{-1} \text{ Gpc}^{-3}$, can be obtained by multiplying ν_{col} (per GC) with the average GC space density of $n_{\text{gc}} = 4.2 \text{ Mpc}^{-3}$ (Brodie & Strader 2006). Here n_{gc} is derived by combining the number of GCs per galaxy with the galaxy luminosity density distribution and f_{cc} is the fraction of core-collapsed clusters. This is most likely an under-estimation since, for example, the effect of binaries in GCs can increase ν_{col} by a moderate factor (~ 2 , J. Fregeau, private communication). Moreover, if M15 formed at higher initial concentration, it might have been in (or around) deepest core collapse for a longer time, significantly increasing the (average) ν_{col} . Numerical experiments for the dominant $2 \times 0.6 M_\odot$ case indicate that about 20% of the collisions may result in explosions.

Although these rates are still subject to significant uncertainties such as whether other GCs follow a similar core-collapse evolution, they indicate that white dwarf collisions in their dense cores are not unlikely and can contribute with a modest fraction to the SNe Ia population, whose event rates are estimated to be of order a few $10^4 \text{ yr}^{-1} \text{ Gpc}^{-3}$ (Cappellaro et al. 1999). In addition, a number of collisions are also expected from ultra-compact dwarf galaxies (Hilker et al. 1999; Drinkwater et al. 2000, 2003), the hypercompact stellar systems that form when supermassive black holes are ejected from galactic centres by the action gravitational wave recoil (Merritt et al. 2009) and from more "typical" galactic centers.

The transient sky at faint magnitudes is poorly known, but there are major efforts under way that would increase the discovery rate for type Ia supernovae from a few thousands to about hundreds of thousands per year. While the estimates given above are much too low to explain the bulk of the SNe Ia population, they may be frequent enough to provide upcoming supernova surveys with hundreds of collision-induced SNe Ia per year.

We thank Holger Baumgardt, Lars Bildsten, John Fregeau, Ken Shen and Glenn van de Ven for very useful discussions. The simulations presented in this paper were performed on the JUMP computer of the Höchstleistungsrechenzentrum Jülich and the Pleiades computer of UCSC. We acknowledge support from DFG grant RO 3399 (S.R.), the DOE Program for SciDAC DE-FC02-01ER41176 (D.K and E.R.) and The David and Lucile Packard Foundation (J.G. and E.R.). Support for DNK was provided by NASA through Hubble fellowship

grant #HST-HF-01208.01-A awarded by the Space Telescope Science Institute, which is operated by the Association of Universities for Research in Astronomy, Inc., for NASA, under contract NAS 5-26555.

REFERENCES

- Astier, P., Guy, J., Regnault, N., Pain, R., Aubourg, E., Balam, D., Basa, S., Carlberg, R. G., Fabbro, S., Fouchez, D., Hook, I. M., Howell, D. A., Lafoux, H., Neill, J. D., Palanque-Delabrouille, N., Perrett, K., Pritchet, C. J., Rich, J., Sullivan, M., Taillet, R., Aldering, G., Antilogus, P., Arsenijevic, V., Balland, C., Baumont, S., Bronder, J., Courtois, H., Ellis, R. S., Filiol, M., Gonçalves, A. C., Goobar, A., Guide, D., Hardin, D., Luset, V., Lidman, C., McMahon, R., Mouchet, M., Mourao, A., Perlmutter, S., Ripoche, P., Tao, C., & Walton, N. 2006, *A & A*, 447, 31
- Benz, W., Thielemann, F. K. & Hills, J. G. 1989, *ApJ*, 342, 986
- Benz, W. 1990, in *Numerical Modeling of Stellar Pulsations*, ed. J. Buchler (Dordrecht: Kluwer Academic Publishers), 269
- Brodie, J. P., & Strader, J. 2006, *Annual Review of Astronomy and Astrophysics*, 44, 193
- Cappellaro, E., Evans, R., & Turatto, M. 1999, *A&A*, 351, 459
- Drinkwater, M. J., Gregg, M. D., Hilker, M., Bekki, K., Couch, W. J., Ferguson, H. C., Jones, J. B., & Phillipps, S. 2003, *Nature*, 423, 519
- Drinkwater, M. J., Phillipps, S., Jones, J. B., Gregg, M. D., Deady, J. H., Davies, J. I., Parker, Q. A., Sadler, E. M., & Smith, R. M. 2000, *A & A*, 355, 900
- Fryxell, B., Olson, K., Ricker, P., Timmes, F. X., Zingale, M., Lamb, D. Q., MacNeice, P., Rosner, R., Truran, J. W., & Tufo, H. 2000, *ApJS*, 131, 273
- Hilker, M., Infante, L., Vieira, G., Kissler-Patig, M., & Richtler, T. 1999, *A&AS*, 134, 75
- Hillebrandt, W., & Niemeyer, J. C. 2000, *Annual Review of Astronomy and Astrophysics*, 38, 191
- Hix, W. R., Khokhlov, A. M., Wheeler, J. C., & Thielemann, F.-K. 1998, *ApJ*, 503, 332
- Iben, Jr., I., & Tutukov, A. V. 1984, *ApJS*, 54, 335
- Kasen, D., Thomas, R. C., & Nugent, P. 2006, *ApJ*, 651, 366

- Kasen, D., & Woosley, S. E. 2007, 656, 661
- Merritt, D., Schnittman, J. D., & Komossa, S. 2009, ApJ, 699, 1690
- Monaghan, J. J. 2005, Reports on Progress in Physics, 68, 1703
- Nomoto, K. 1982, ApJ, 253, 798
- Perlmutter, S., Aldering, G., Goldhaber, G., Knop, R. A., Nugent, P., Castro, P. G., Deustua, S., Fabbro, S., Goobar, A., Groom, D. E., Hook, I. M., Kim, A. G., Kim, M. Y., Lee, J. C., Nunes, N. J., Pain, R., Pennypacker, C. R., Quimby, R., Lidman, C., Ellis, R. S., Irwin, M., McMahon, R. G., Ruiz-Lapuente, P., Walton, N., Schaefer, B., Boyle, B. J., Filippenko, A. V., Matheson, T., Fruchter, A. S., Panagia, N., Newberg, H. J. M., Couch, W. J., & The Supernova Cosmology Project. 1999, ApJ, 517, 565
- Podsiadlowski, P., Mazzali, P., Lesaffre, P., Han, Z., & Förster, F. 2008, New Astronomy Review, 52, 381
- Raskin, C., Timmes, F.X., Scannapieco, E., Diehl, S. & Fryer, C. 2009, arXiv:0907.3915
- Riess, A. G., Filippenko, A. V., Challis, P., Clocchiatti, A., Diercks, A., Garnavich, P. M., Gilliland, R. L., Hogan, C. J., Jha, S., Kirshner, R. P., Leibundgut, B., Phillips, M. M., Reiss, D., Schmidt, B. P., Schommer, R. A., Smith, R. C., Spyromilio, J., Stubbs, C., Suntzeff, N. B., & Tonry, J. 1998, AJ, 116, 1009
- Rosswog, S. 2009, New Astronomy Reviews in press, arXiv0903.5075
- Rosswog, S., Ramirez-Ruiz, E., & Hix, R. 2009, ApJ, 695, 404
- Rosswog, S., Ramirez-Ruiz, E., Hix, W. R., & Dan, M. 2008, Computer Physics Communications, 179, 184
- Timmes, F. X. 1999, ApJS, 124, 241
- Timmes, F. X., Hoffman, R. D., & Woosley, S. E. 2000, ApJS, 129, 377
- Timmes, F. X., & Swesty, F. D. 2000, ApJS, 126, 501
- van den Bosch, R., de Zeeuw, T., Gebhardt, K., Noyola, E., & van de Ven, G. 2006, ApJ, 641, 852
- Webbink, R. F. 1984, ApJ, 277, 355
- Whelan, J., & Iben, I. J. 1973, ApJ, 186, 1007

Table 1: Masses in M_{\odot} , initial separation a_0 in $R_1 + R_2$, densities and energies in cgs-units, "res." refers to the particle number for SPH calculations, and to maximum linear resolution in cm for FLASH.

run	masses	a_0	res.	$\log(\rho_{\max})$	$T_{\max,9}$	$\log(E_{\text{nuc}})$	m_{esc}	remnant
SPH								
A	0.2, 0.2	5	2.0×10^5	5.97	2.5	48.53	0.044	hot, He-WD
B	0.4, 0.4	3	2.0×10^6	7.16	4.0	51.19	0.80	none
C	0.5, 0.5	3	1.0×10^6	7.20	4.8	50.00	0.21	CO-WD in Ne-Mg-Si cloud
D	0.6, 0.6	3	2.0×10^6	7.92	8.9	51.21	1.20	none
E	0.4, 0.9	3	2.5×10^6	7.56	3.4	50.75	0.40	CO-WD in He-Si cloud
F	0.6, 0.9	3	2.0×10^6	8.40	7.9	50.61	0.30	CO-WD in C-O-Si-Fe cloud
G	0.9, 0.9	3	1.0×10^6	7.55	6.3	51.41	1.80	none
FLASH								
H	0.6, 0.6	3	4.9×10^6	7.47	5.5	51.11	1.20	none

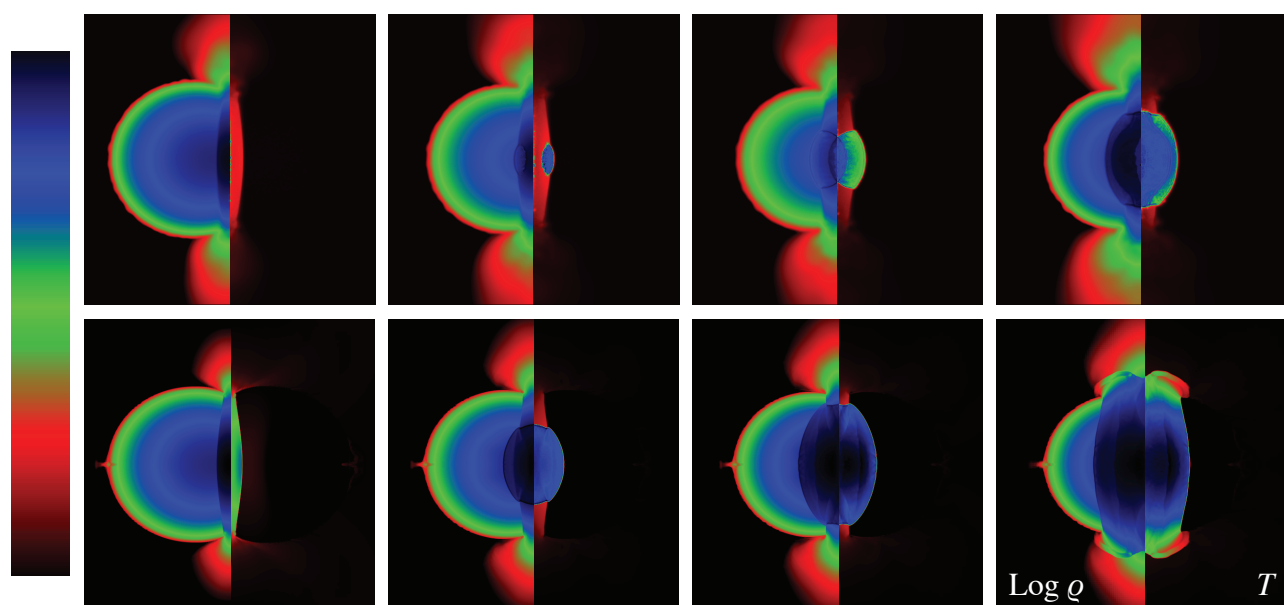


Fig. 1.— Comparison of density and temperature evolution of the central collision of two $0.6 M_{\odot}$ CO white dwarfs. The upper two rows are the SPH-results, the lower two are produced by FLASH. The shown box length is 3×10^9 cm, limiting values colorbar (left to right): $\log(\rho)_{\max} = [7.12, 7.05, 6.91, 6.84, 6.70, 6.64]$, $T_{9,\max} = [1.49, 4.79, 3.99, 3.65, 3.39, 3.24]$, $\log(\rho)_{\min} = 2$ and $T_{9,\min} = 0$ everywhere.

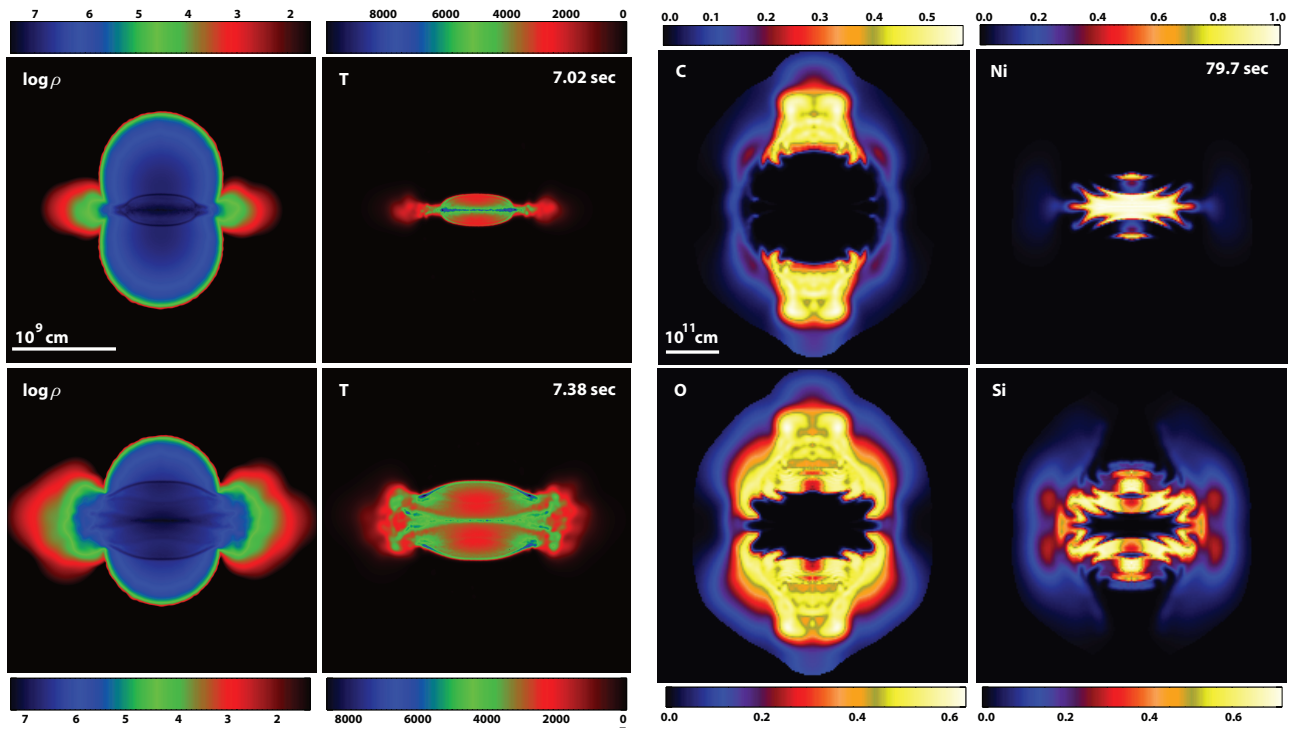


Fig. 2.— Collision between two $0.9 M_{\odot}$ white dwarfs: density and temperature (left), nuclear mass fractions (right). Note the different scales in both panels.

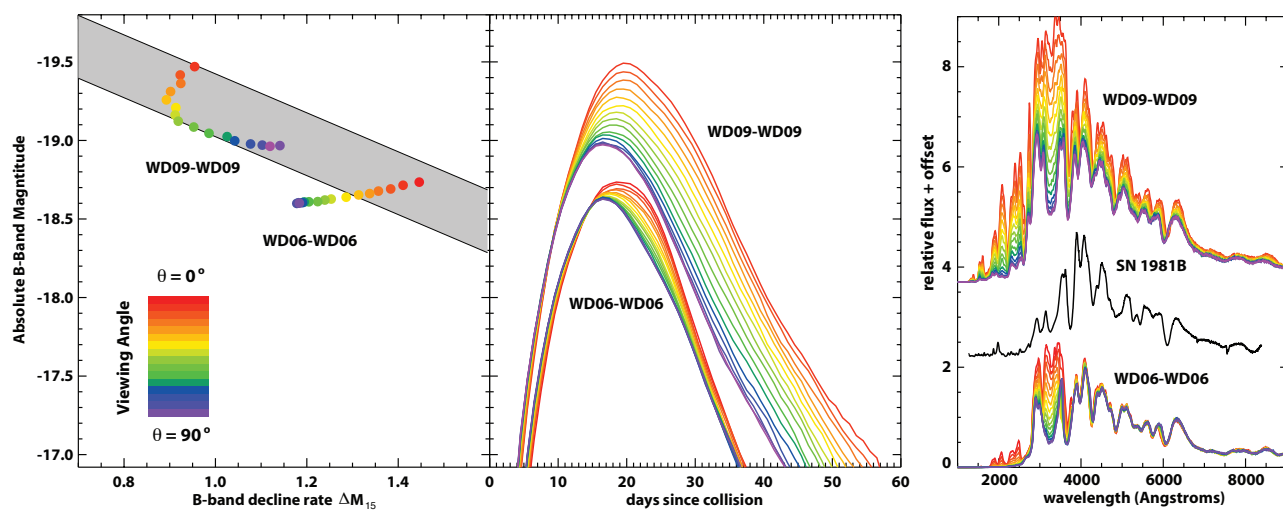


Fig. 3.— Radiative transfer calculations of the light curves and spectra resulting from central collisions of $2 \times 0.6 M_{\odot}$ (run D) and $2 \times 0.9 M_{\odot}$ (run G) white dwarf pairs. The synthetic B-band light curves (central panel) closely resemble those of normal Type Ia supernovae. The peak brightness and decline rate of the light curves vary somewhat with the viewing angle (left panel), but are broadly consistent with the slope and spread of the observed Phillips relation (grey shaded band). The maximum light spectra (right panel) closely resemble that of the normal Type Ia supernova SN 1981B.