

Mean first-passage time for random walks on the T-graph

Zhongzhi Zhang^{1,2}, Yuan Lin^{1,2}, Shuigeng Zhou^{1,2}, Bin Wu^{1,2},
Jihong Guan³

¹ School of Computer Science, Fudan University, Shanghai 200433, China

² Shanghai Key Lab of Intelligent Information Processing, Fudan University,
Shanghai 200433, China

³ Department of Computer Science and Technology, Tongji University, 4800 Cao'an
Road, Shanghai 201804, China

E-mail: zhangzz@fudan.edu.cn, sgzhou@fudan.edu.cn, jhguan@tongji.edu.cn

Abstract. For random walks on networks (graphs), it is a theoretical challenge to explicitly determine the mean first-passage time (MFPT) between two nodes averaged over all pairs. In this paper, we study the MFPT of random walks in the famous T-graph, linking this important quantity to the resistance distance in electronic networks. We obtain an exact formula for the MFPT that is confirmed by extensive numerical calculations. The interesting quantity is derived through the recurrence relations resulting from the self-similar structure of the T-graph. The obtained closed-form expression exhibits that the MFPT approximately increases as a power-law function of the number of nodes, with the exponent lying between 1 and 2. Our research may shed light on the deeper understanding of random walks on the T-graph.

PACS numbers: 05.40.Fb, 89.75.Hc, 05.60.Cd, 05.10.-a

1. Introduction

As the paradigmatic discrete-time realization of Brownian motion and diffusive processes, whose theory was formulated in the pioneering work by Einstein [1] and Smoluchowski [2] published in beginning of the last century, random walks have received a considerable amount of attention [3, 4, 5], uncovering their wide range of distinct applications. Thus far, random walks are still an active area of research [6, 7, 8, 9, 10]. However, due to the complexity and variety of real media, theory of random walks on general graphs (networks) is not yet available. For this reason, studying random walks occurring on simple structures is a matter of exceptional importance. Fractal structures, in particular deterministic fractals, are valuable media in this content [7, 8], because their properties can be exactly studied.

Among various deterministic fractals [11, 12, 13, 14, 15, 16, 17], the T-fractal (T-graph) [18] is a typical candidate for exactly solvable model, and a plethora of issues for random walks on this fractal have been studied [19, 20, 21, 22, 23, 24, 25, 26, 27]. A simple analytical approach was proposed in [18], showing that random walks on the T-graph can be mapped onto diffusion on a comb structure. The asymptotic behavior of the moments of the first-passage time and survival probability for random walks on the T-graph was computed in [19]. Particularly, random walks performed on the T-graph with a single trap were extensively studied by many groups [19, 24, 26, 27], revealing some scaling relations and dominating behavior. Despite the fact that these investigations uncovered many unusual and exotic features of the T-graph, providing useful insight into understanding random walks on this fractal, they did not give a complete picture of random-walk dynamics on the T-fractal, since in these studies, only one special trap was considered. It was shown that in some real networks, any node may be looked as a trap, and the location of traps strongly affects the behavior of random walks [28]. Irrespective of its obvious importance and ubiquity, this issue has not been addressed for the T-graph.

In this paper, using the connection between the random walks and electrical networks [29], we investigate random walks on the T-graph. The random walk process addressed here may be considered as the trapping problem with the perfect trap uniformly located at all nodes. We derive analytically an exact formula for the mean first-passage time (MFPT) averaged all pairs of nodes, which characterizes the efficiency of random walks on the T-graph. We show that the location of trap has no qualitative effect on the scaling for MFPT. We expect that our analytical method can be applied to some other deterministic media, and that our results can lead to deeper insights to random walks on the T-graph.

2. Brief introduction to the T-graph

The T-graph is built in an iterative way [18, 27]. We denote by \mathbb{T}_g ($g \geq 0$) the T-graph after g iterations. Note that henceforth we will also call the number of iterations as

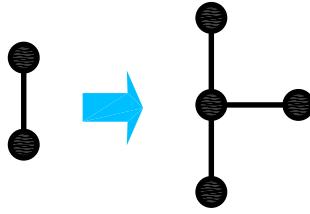


Figure 1. (Color online) Iterative construction method of the T-graph. The next generation is obtained by performing the operation shown in the right-hand side of the arrow.

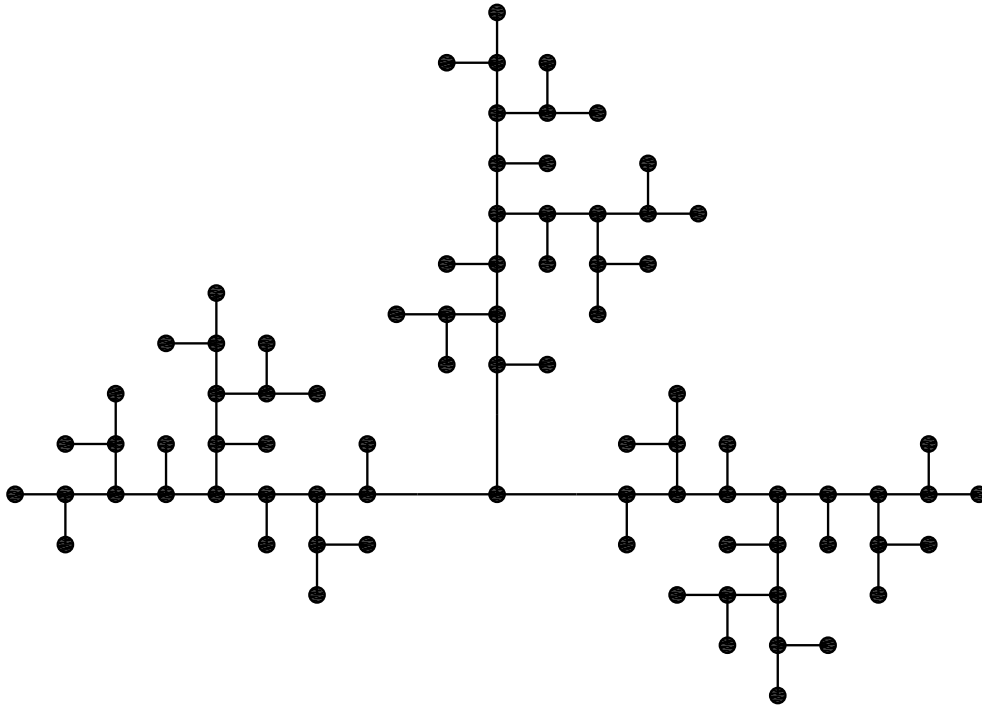


Figure 2. Illustration of the T-graph of generation 4.

generation of the T-graph. The construction of the T-graph starts from ($g = 0$) two nodes connected by an edge, which corresponds to \mathbb{T}_0 . For $g \geq 1$, \mathbb{T}_g is obtained from \mathbb{T}_{g-1} by performing the operation illustrated in Fig. 1. According to the construction algorithm, at each generation, the number of edges in the system increases by a factor of 3. Thus, we can easily obtain that at generation g , the total number of edges in \mathbb{T}_g is $E_g = 3^g$. Since the T-graph is a tree, the total number of nodes in \mathbb{T}_g is $N_g = E_g + 1 = 3^g + 1$. Figure 2 shows schematically the structure of \mathbb{T}_4 .

The T-graph is a fractal with the fractal dimension and random walk dimension being $d_f = \frac{\ln 3}{\ln 2} \approx 1.585$ and $d_w = \frac{\ln 6}{\ln 2} = 1 + d_f$, respectively. The spectral dimension of the T-graph is $\tilde{d} = 2d_f/d_w = \frac{\ln 9}{\ln 6} \approx 1.226$. Note that for a general connected

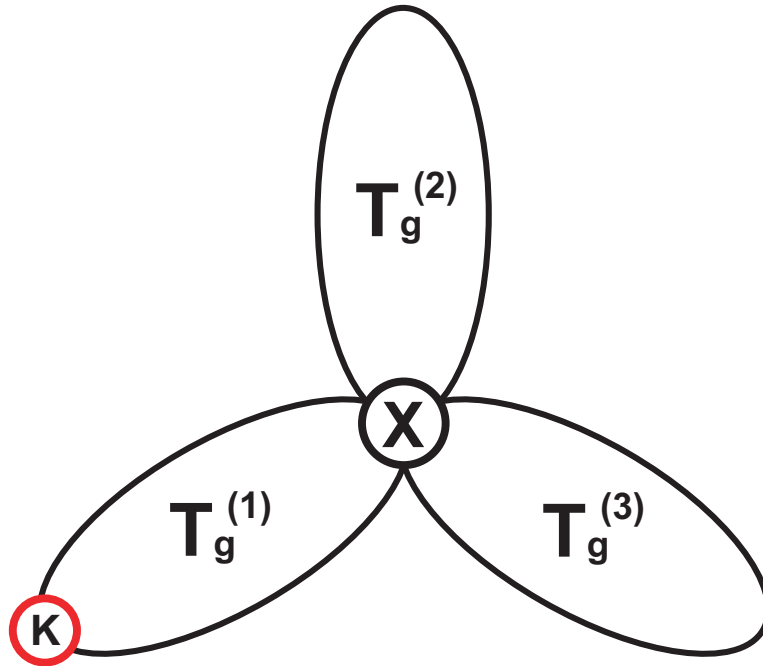


Figure 3. (Color online) A schematic illustration of the second construction method for \mathbb{T}_{g+1} , which is obtained by joining three copies of \mathbb{T}_g , consecutively represented as $\mathbb{T}_g^{(1)}$, $\mathbb{T}_g^{(2)}$, and $\mathbb{T}_g^{(3)}$, respectively.

graph, the spectral dimension governs the longtime behavior of a random walk on the graph at a deep level. For example, when a walker originating at a given node i of the graph, the probability $P_{ii}(t)$ for returning back to i , at long time t , obeys the relation $P_{ii}(t) \sim t^{-\tilde{d}/2}$ [30]. Again for instance, for an infinite graph with the spectral dimension $\tilde{d} \leq 2$, a walker starting from a given node will return back to the node almost surely over the course of time. The phenomenon of a random walk on such a graph is called “persistence”. Since the spectral dimension $\tilde{d} < 2$ for the T -graph, a random walk on such a graph is persistent.

To facilitate the description in what follows, we define the central node in Fig. 2 as the innermost node, and we call those nodes farthest from the central node as outermost nodes. Then, the T -graph can be alternatively constructed in another method, see Fig. 3. Given the generation g , \mathbb{T}_{g+1} may be obtained by joining three copies of \mathbb{T}_g , denoted as $\mathbb{T}_g^{(1)}$, $\mathbb{T}_g^{(2)}$, and $\mathbb{T}_g^{(3)}$, respectively. In other words, to get \mathbb{T}_{g+1} one can merge together separate outermost nodes of the three replicas of \mathbb{T}_g . In the process of joining, the three outermost nodes are emerged into a single new node, which becomes the innermost node of \mathbb{T}_{g+1} .

3. Formulation of the problem

In this section, we investigate a minimal model for discrete-time random walks of a particle on the T -graph \mathbb{T}_g . At each time step, the walker moves from its current location

to any of its nearest neighbors with equal probability. A key quantity characterizing such a random walk is the first-passage time (FPT), in terms of which many other quantities can be expressed. We are interested in the mean first-passage time (MFPT) between two distinct nodes, averaged over all pairs.

It is well-known that the random walks addressed here can be described by the processes of Markov chains [31], the fundamental matrices corresponding to which can be used to express the FPT between any pair of nodes. However, the fundamental matrix method for computing the MFPT in \mathbb{T}_g requires computing the inversion of N_g matrices of size $(N_g - 1) \times (N_g - 1)$, making it prohibitively difficult to calculate the quantity concerned for all but small networks.

To bring down the high computational demands the fundamental matrix method makes, one can apply the method of the pseudoinverse of the Laplacian matrix [32] for the graph \mathbb{T}_g that random walks are performed on, which allows to compute the FPT between two arbitrary nodes directly from the network topology and requires inversion of a single $N_g \times N_g$ matrix. The elements l_{ij}^g of the Laplacian matrix \mathbf{L}_g for graph \mathbb{T}_g are defined as follows: $l_{ij}^g = -1$ if the pair of two different nodes i and j is connected by a link, otherwise $l_{ij}^g = 0$; while $l_{ii}^g = k_i$ (i.e., degree of node i). Then, the pseudoinverse of the Laplacian matrix \mathbf{L}_g is [33]

$$\mathbf{L}_g^\dagger = \left(\mathbf{L}_g - \frac{\mathbf{e}_g \mathbf{e}_g^\top}{N_g} \right)^{-1} + \frac{\mathbf{e}_g \mathbf{e}_g^\top}{N_g}, \quad (1)$$

where \mathbf{e}_g is the N_g -dimensional ‘‘one’’ vector, i.e., $\mathbf{e}_g = (1, 1, \dots, 1)^\top$.

Let $F_{ij}(g)$ denote the FPT for a walker in the T -graph \mathbb{T}_g , starting from node i , to arrive at node j for the first time. Since the graph \mathbb{T}_g is connected, the pseudoinverse matrix \mathbf{L}_g^\dagger is well defined and the entries $l_{ij}^{\dagger,g}$ can be applied to express the FPT $F_{ij}(g)$ as follows [34]:

$$F_{ij}(g) = \sum_{m=1}^{N_g} \left(l_{im}^{\dagger,g} - l_{ij}^{\dagger,g} - l_{jm}^{\dagger,g} + l_{jj}^{\dagger,g} \right) l_{mm}^g, \quad (2)$$

where l_{mm}^g is the m entry of the diagonal of the Laplacian matrix \mathbf{L}_g as defined above. Then the sum, $F_{\text{tot}}(g)$, for the FPT between two nodes over all node pairs in graph \mathbb{T}_g reads

$$F_{\text{tot}}(g) = \sum_{i \neq j} \sum_{j=1}^{N_g} F_{ij}(g), \quad (3)$$

and the MFPT, $\langle F \rangle_g$, is

$$\langle F \rangle_g = \frac{F_{\text{tot}}(g)}{N_g(N_g - 1)} = \frac{1}{N_g(N_g - 1)} \sum_{i \neq j} \sum_{j=1}^{N_g} F_{ij}(g). \quad (4)$$

The quantity of MFPT $\langle F \rangle_g$ is very important since it measures the efficiency of the random walks on \mathbb{T}_g : The smaller the value $\langle F \rangle_g$, the higher the efficiency, and vice versa. Equations (2) and (4) show that the problem of calculating $\langle F \rangle_g$ is reduced to

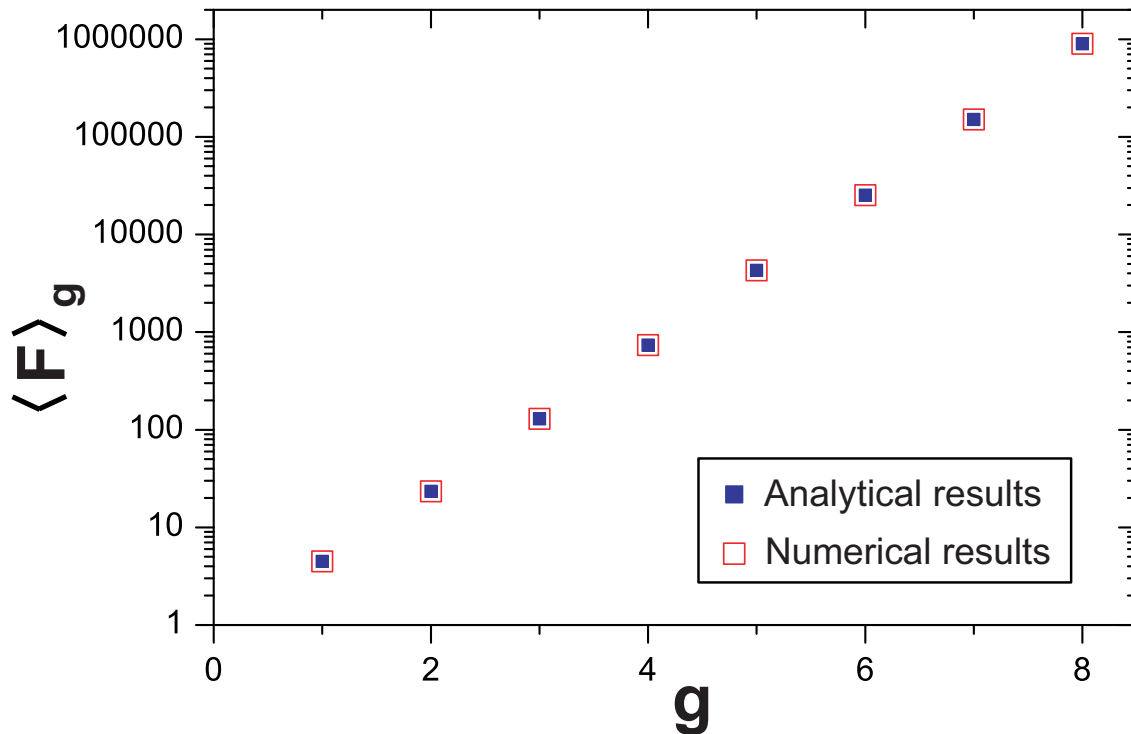


Figure 4. (Color online) Mean first-passage time $\langle F \rangle_g$ as a function of the iteration g on a semilogarithmic scale. The red squares are the numerical results obtained by direct calculation from Eqs. (2) and (4), while the full blue squares represent the exact values from Eq. (23), both of which agree with each other.

determining the elements of the pseudoinverse matrix \mathbf{L}_g^\dagger , whose complexity is that of inverting an $N_g \times N_g$ matrix, it can be easily obtained by utilizing a standard software package, Mathematica 5.0. However, since N_g increases exponentially with g , for large g , it becomes difficult to obtain $\langle F \rangle_g$ through direct calculation using the pseudoinverse matrix, because of the limitations of time and computer memory. Therefore, one can compute directly the MFPT only for the first generations, see Fig. 4. Fortunately, the particular construction of the T -graph and the connection [35, 36] between effective resistance and first-passage time allow us to calculate analytically the MFPT to obtain an explicit formula. Details will be given below.

4. Rigorous solution to mean first-passage time

In the following text, we will use the connection between the electrical networks and random walks to derive the closed-form expression for MFPT $\langle F \rangle_g$, avoiding the computation process for inverting any matrix.

4.1. Relation for commute time and resistance distance between two nodes

Given a graph, the underlying electrical network [29] can be obtained by replacing each edge of the original graph with a unit resistor. The effective resistance between any

node pair i and j is defined as the voltage when a unit current enters one node and leaves the other. It has been proved that the effective resistance is a distance measure, so the quantity is also called resistance distance [37]. Thus, we can view \mathbb{T}_g as a resistor network by considering all edges of \mathbb{T}_g to be unit resistors. Previous work [35, 36] showed that many problems on a resistor network are closed related to the classic random walks on the original graph. For example, the computation of effective resistance between two nodes in a resistor network can be expressed by the FPT between the two nodes on the corresponding network: For an arbitrary connected graph, the effective resistance R_{ij} between a pair of nodes i and j is equal to $(F_{ij} + F_{ji})/(2E)$, where E is the total number of edges in the graph, and F_{ij} is the expected time for a walker starting at node i to first reach j . In fact, $F_{ij} + F_{ji}$ is the average time that a walker, originating at node i , will take to hit node j and go back to i , and it is often called commute time [38] between i and j denoted as C_{ij} , i.e., $C_{ij} = F_{ij} + F_{ji}$.

According to the close relation between commute time and effective resistance, we have that for \mathbb{T}_g , the effective resistance $R_{ij}(g)$ between a pair of nodes i and j is $R_{ij}(g) = C_{ij}(g)/(2E_g)$, where $C_{ij}(g) = F_{ij}(g) + F_{ji}(g)$ is the commute time between i and j . Thus $C_{ij}(g) = C_{ji}(g) = 2E_g R_{ij}(g)$. Then, Eq. (3) can be rewritten as

$$F_{\text{tot}}(g) = \frac{1}{2} \sum_{i \neq j} \sum_{j=1}^{N_g} C_{ij}(g) = E_g \sum_{i \neq j} \sum_{j=1}^{N_g} R_{ij}(g), \quad (5)$$

and Eq. (4) can be recast as

$$\langle F \rangle_g = \frac{F_{\text{tot}}(g)}{N_g(N_g - 1)} = \frac{1}{N_g} \sum_{i \neq j} \sum_{j=1}^{N_g} R_{ij}(g). \quad (6)$$

Equation (6) shows that if we know how to determine the effective resistances, then we have the way to find the MFPT.

For a general graph with order N , the complexity of resistance computation is that of inverting an $N \times N$ matrix, identical to that of calculating MFPT. However, for a treelike graph, the effective resistance between two nodes is exactly the usual shortest-path distance (also called geodesic distance) between the corresponding nodes. Since the T -graph has a treelike structure and it is self-similar at the same time, we can use these properties to find its geodesic distance, obtaining a rigorous expression.

4.2. Exact expression for mean first-passage time

After reducing the determination of MFPT to finding the average geodesic distance, the next step is to explicitly determine the latter quantity. To this end, we represent all the shortest-path distance of \mathbb{T}_g as a matrix [39], where the entry $d_{ij}(g)$ is the shortest distance from node i to node j , which is the minimum length for the path connecting the two nodes. The maximum value D_g of $d_{ij}(g)$ is called the diameter of \mathbb{T}_g . Then, the average geodesic distance of \mathbb{T}_g is defined as the mean of shortest-path distances over

all pairs of nodes:

$$\langle L \rangle_g = \frac{S_g}{N_g(N_g - 1)/2}, \quad (7)$$

where

$$S_g = \sum_{i \in \mathbb{T}_g, j \in \mathbb{T}_g, i \neq j} d_{ij}(g) \quad (8)$$

denotes the sum of the geodesic distances between two nodes over all pairs. Note that in Eq. (8), for two nodes i and j ($i \neq j$), we only count $d_{ij}(g)$ or $d_{ji}(g)$, not both.

We continue by exhibiting the procedure of the determination of the total shortest-path distance and present the recurrence formula, which allows us to obtain S_{g+1} of the $g+1$ generation from S_g of the g generation. According to the second construction method, we can easily see that the T -graph is self-similar. This obvious self-similar structure allows to calculate S_g analytically. It is not difficult to find that the total shortest-path distance S_{g+1} satisfies the recursion relation

$$S_{g+1} = 3S_g + \Omega_g, \quad (9)$$

where Ω_g is the sum over all shortest-path distances whose end-points are not in the same \mathbb{T}_g branch. The solution of Eq. (9) is

$$S_g = 3^g S_0 + \sum_{m=0}^{g-1} [3^{g-m-1} \Omega_m]. \quad (10)$$

Thus, all that is left to obtain S_g is to compute Ω_m .

The paths that contribute to Ω_g must all go through the innermost node (e.g., X in Fig. 3) of \mathbb{T}_{g+1} . To find Ω_g , we denote $\Omega_g^{\alpha,\beta}$ as the sum of all shortest paths with end-points in $\mathbb{T}_g^{(\alpha)}$ and $\mathbb{T}_g^{(\beta)}$, respectively. Notice that $\Omega_g^{\alpha,\beta}$ rules out the paths where end-point is the node shared by $\mathbb{T}_g^{(\alpha)}$ and $\mathbb{T}_g^{(\beta)}$. By symmetry, $\Omega_g^{1,2} = \Omega_g^{1,3} = \Omega_g^{2,3}$. Then, the total sum Ω_g is given by

$$\Omega_g = \Omega_g^{1,2} + \Omega_g^{1,3} + \Omega_g^{2,3} = 3\Omega_g^{1,2}. \quad (11)$$

In order to calculate the path length $\Omega_g^{1,2}$, we give the following notation. Let s_g be the geodesic distance of a outermost node of \mathbb{T}_g [40], which is defined as the sum of geodesic distances between the outermost node and all nodes of \mathbb{T}_g , including the outermost node itself. Prior to determining s_g , we first compute the diameter D_g of \mathbb{T}_g . Actually, the diameter D_g is equal to the path length between arbitrary pair of the outermost nodes previously belong to two different D_{g-1} branches. Obviously, the following recursive relation holds:

$$D_{g+1} = 2D_g. \quad (12)$$

Considering the initial condition $D_0 = 1$, Eq. (12) is solved inductively to obtain

$$D_g = 2^g. \quad (13)$$

We now calculate the quantity s_{g+1} . Let K denote an outermost node of \mathbb{T}_{g+1} , which is in the branch $\mathbb{T}_g^{(1)}$ (see Fig. 3). By definition, s_{g+1} can be given by the sum

$$\begin{aligned}
s_{g+1} &= \sum_{j \in \mathbb{T}_{g+1}} d_{Kj}(g+1) \\
&= \sum_{j \in \mathbb{T}_g^{(1)}} d_{Kj}(g+1) + \sum_{\substack{j \in \mathbb{T}_g^{(2)} \\ j \neq X}} d_{Kj}(g+1) + \sum_{\substack{j \in \mathbb{T}_g^{(3)} \\ j \neq X}} d_{Kj}(g+1) \\
&= s_g + 2 \sum_{\substack{j \in \mathbb{T}_g^{(2)} \\ j \neq X}} d_{Kj}(g+1), \tag{14}
\end{aligned}$$

where we have made use of $\sum_{j \in \mathbb{T}_g^{(2)}, j \neq X} d_{Kj}(g+1) = \sum_{j \in \mathbb{T}_g^{(3)}, j \neq X} d_{Kj}(g+1)$, which is obvious from the symmetry. We denote the second term in Eq. (14) by $2h_g$. Then, $s_{g+1} = s_g + 2h_g$. The quantity h_g is evaluated as follows:

$$\begin{aligned}
h_g &= \sum_{\substack{j \in \mathbb{T}_g^{(2)} \\ j \neq X}} \left[d_{KX}(g+1) + d_{Xj}(g+1) \right] \\
&= s_g + (N_g - 1)D_g, \tag{15}
\end{aligned}$$

where $d_{KX}(g+1) = D_g$ was used. Hence, Eq. (14) becomes

$$s_{g+1} = 3s_g + 2(N_g - 1)D_g. \tag{16}$$

Using $N_g = 3^g + 1$, $D_g = 2^g$, and $s_0 = 1$, Eq. (16) is resolved by induction

$$s_g = 3^{g-1}(2^{g+1} + 1). \tag{17}$$

With above obtained results, we can determine $\Omega_g^{1,2}$, which can be expressed in terms of the previously explicitly determined quantities. By definition, $\Omega_g^{1,2}$ is given by the sum

$$\begin{aligned}
\Omega_g^{1,2} &= \sum_{\substack{i \in \mathbb{T}_g^{(1)}, i \neq X \\ j \in \mathbb{T}_g^{(2)}, j \neq X}} d_{ij}(g+1) \\
&= \sum_{\substack{i \in \mathbb{T}_g^{(1)}, i \neq X \\ j \in \mathbb{T}_g^{(2)}, j \neq X}} \left[d_{iX}(g+1) + d_{Xj}(g+1) \right] \\
&= (N_g - 1) \sum_{\substack{i \in \mathbb{T}_g^{(1)} \\ i \neq X}} d_{iX}(g+1) + (N_g - 1) \sum_{\substack{j \in \mathbb{T}_g^{(2)} \\ j \neq X}} d_{Xj}(g+1) \\
&= 2(N_g - 1)s_g \\
&= 2 \times 3^{2g-1}(2^{g+1} + 1), \tag{18}
\end{aligned}$$

where we have used the equivalence relation $\sum_{i \in \mathbb{T}_g^{(1)}, i \neq X} d_{iX}(g+1) = \sum_{j \in \mathbb{T}_g^{(2)}, j \neq X} d_{Xj}(g+1)$.

Inserting Eq. (18) into Eq. (11), we have

$$\Omega_g = 2 \times 3^{2g}(2^{g+1} + 1). \tag{19}$$

Substituting Eq. (19) into Eq. (10) and using the initial value $S_0 = 1$, we can obtain the exact expression for the total distance

$$S_g = \frac{1}{5} \times 3^{g-1} (4 \times 6^g + 5 \times 3^g + 6). \quad (20)$$

Then the analytic expression for mean geodesic distance can be obtained as

$$\langle L \rangle_g = \frac{8 \times 6^g + 10 \times 3^g + 12}{15 \times (3^g + 1)}. \quad (21)$$

Since for \mathbb{T}_g , the shortest-path distance is equivalent to the resistance distance, i.e., $d_{ij}(g) = R_{ij}(g)$, according to the above obtained results shown in Eqs. (20) and (21), we can easily get that the total of FPT between all $N_g(N_g - 1)$ pairs of nodes and the MFPT are

$$F_{\text{tot}}(g) = 2 E_g S_g = \frac{2}{15} \times 9^g (4 \times 6^g + 5 \times 3^g + 6) \quad (22)$$

and

$$\langle F \rangle_g = \frac{2 S_g}{N_g} = E_g \langle L \rangle_g = \frac{3^g}{15(3^g + 1)} (8 \times 6^g + 10 \times 3^g + 12), \quad (23)$$

respectively.

We have checked our analytical formula against numerical values, see Fig. 4. For the range of $1 \leq g \leq 8$, the values obtained from Eq. (23) are in complete agreement with those numerical results on the basis of the direct calculation through the method of pseudoinverse matrix discussed in section 3. This agreement serves as an independent test of our theoretical formula.

Note that the result provided in Eq. (23) is consistent with the recent proposal by Condamin *et al.* [41] for a very general scaling form for FPT, $\langle F \rangle$, of a random walk as a function of the distance, L , between the origin and the trap location. Condamin *et al.* proved that, for complex invariant networks with $d_w > d_f$, the leading behavior of FPT behaves as $\langle F \rangle \sim N L^{d_w - d_f}$. For the T-graph, $d_w - d_f = 1$, according to the conclusion of Condamin *et al.*, one has $\langle F \rangle_g \sim N_g \langle L \rangle_g$ as found in Eq. (23).

Next we will express the MFPT $\langle F \rangle_g$ as a function of network order N_g , in order to obtain the scaling between these two quantities. From the relation $N_g = 3^g + 1$, we have $3^g = N_g - 1$ and $g = \log_3(N_g - 1)$. Thereby, we can rewrite Eq. (23) as

$$\langle F \rangle_g = \frac{2(N_g - 1)}{15 N_g} \left(4(N_g - 1)^{1 + \log_3 2} + 5(N_g - 1) + 6 \right), \quad (24)$$

which provides explicit dependence of $\langle F \rangle_g$ on network order N_g . In the infinite network order, namely $N_g \rightarrow \infty$,

$$\langle F \rangle_g \approx \frac{8}{15} (N_g)^{1 + \log_3 2} = \frac{8}{15} (N_g)^{2/\tilde{d}}. \quad (25)$$

Thus, for the large T-graph, the MFPT grows as a power law function of network order with the exponent larger than 1 and less than 2, implying that the MFPT increases superlinearly with the number of network nodes.

Equation (25) encodes the speed of the random walks on \mathbb{T}_g , which may be quantified by the coverage $C_g(t)$, standing for the mean number of different nodes

visited by a walker at time t , averaged for distinct walks initially starting from different sources [42, 43]. As $t \rightarrow \infty$, the leading asymptotic behavior for $C_g(t)$ is

$$C_g(t) \sim t^{\bar{d}/2}, \quad (26)$$

which may be established from the following heuristic argument [44, 45]. Since the random walker will visit all nodes of \mathbb{T}_g with probability one in the longtime limit, irrespective of its starting location, N_g plays the role of $C_g(t)$, and $\langle F \rangle_g$ is like t (step number of the walker). Then, inverting the relation in Eq. (26) leads to asymptotic scaling $\langle F \rangle_g \sim (N_g)^{2/\bar{d}}$, as found above and given by Eq. (25), which also provides the exact coefficient of proportionality.

Notice that in Ref. [27] Agliari studied the trapping problem with an immobile trap located at the innermost (central) node, and showed that in the asymptotic limit, the average trapping time (ATT) to first reach the trap, averaged over all nodes except the absorbing node itself, exhibiting a similar behavior (the same exponent) as that of Eq. (25), but has a different prefactor. Note that, due to the symmetry, the ATT in this case corresponds to the mean time for random walks with a fixed trap situated at an outmost node in the T-graph of generation $g - 1$ [27]. That is to say, random walks of these two extreme cases show almost the same behavior of ATT. On the other hand, the random walks discussed here may be considered as the trapping issue with the trap uniformly distributed throughout all nodes on the T-graph. Thus, we can conclude that the trap's location has no qualitative impact on the leading behavior of the ATT for random walks on the T-graph, which is in sharp contrast to trapping problem on some scale-free networks [28], where the ATT depends on the trap position: it is much smaller for the case when trap is located at a large-degree node than that for the case when the trap is uniformly placed.

5. Conclusions

In this paper, we have studied the standard discrete-time random walks on the T-graph. By making use of the link between the electric networks and random walks, we have studied analytically the MFPT averaged over all pairs of nodes, based on the recursive relations derived from the self-similar structure of the T-graph. We have determined the rigorous solution for the MFPT, which in the large limit of graph order, increases algebraically with the number of nodes. We showed that trap location has little influence on the scaling of MFPT for random walks on the T-graph. We expect that by providing a paradigm for computing the MFPT, our analytical technique could guide and shed light on related studies of random walks on other deterministic media, especially to some scale-free fractals [46, 47] that has received much recent contention [48, 49]. We also expect that our work, especially the exact solution, could prompt the studies of diffusion process on random fractals, other stochastic graphs, and even complex networks [50], by giving a guide to and a test of approximate methods for random media.

Acknowledgment

This research was supported by the National Basic Research Program of China under grant No. 2007CB310806, the National Natural Science Foundation of China under Grant Nos. 60704044, 60873040 and 60873070, Shanghai Leading Academic Discipline Project No. B114, and the Program for New Century Excellent Talents in University of China (NCET-06-0376).

References

- [1] A. Einstein, Ann. Phys. (Leipzig) **17**, 549 (1905); **19**, 371 (1906).
- [2] M. Smoluchowski, Ann. Phys. (Leipzig) **21**, 756 (1906).
- [3] F. Spitzer, *Principles of Random Walk* (Van Nostrand, Princeton, New Jersey, 1964).
- [4] G. H. Weiss, *Aspects and Applications of the Random Walk* (North Holland, Amsterdam, 1994).
- [5] B. D. Hughes, *Random Walks and Random Environments: Random Walks* (Clarendon Press, Oxford, 1996), Vol. 1.
- [6] R. Metzler and J. Klafter, Phys. Rep. **339**, 1 (2000).
- [7] D. ben-Avraham and S. Havlin, *Diffusion and Reactions in Fractals and Disordered Media* (Cambridge University Press, Cambridge, 2000).
- [8] S. Havlin and D. ben-Avraham, Adv. Phys. **51**, 187 (2002).
- [9] R. Metzler and J. Klafter, J. Phys. A: Math. Gen. **37**, R161 (2004).
- [10] R. Burioni and D. Cassi, J. Phys. A: Math. Gen. **38**, R45 (2005).
- [11] B. Mandelbrot, *The Fractal Geometry of Nature* (Freeman, San Francisco, 1982).
- [12] T. Vicsek J. Phys. A: Math. Gen. **16**, L647 (1983).
- [13] Z. Z. Zhang, S. G. Zhou, L. C. Chen, M. Yin, and J. H. Guan, J. Phys. A: Math. Theor. **41**, 485102 (2008).
- [14] A. N. Berker and S. Ostlund, J. Phys. C **12**, 4961 (1979).
- [15] R. Griffiths and M. Kaufman, Phys. Rev. B **26**, 5022 (1982).
- [16] Z.Z. Zhang, S. G. Zhou, L. J. Fang, J. H. Guan, and Y. C. Zhang, EPL **79**, 38007 (2007).
- [17] Z. Z. Zhang, S. G. Zhou, T. Zou, and G. S. Chen, J. Stat. Mech. P09008 (2008).
- [18] S. Havlin and H. Weissman, J. Phys. A: Math. Gen. **19**, L1021 (1986).
- [19] B. Kahng and S. Redner, J. Phys. A: Math. Gen. **22**, 887 (1989).
- [20] A. Maritan, Phys. Rev. Lett. **62**, 2845 (1989).
- [21] A. Maritan, G. Sartoni, and A. L. Stella, Phys. Rev. Lett. **71**, 1027 (1993).
- [22] A. Giacometti, A. Maritan, and H. Nakanishi, J. Stat. Phys. **75**, 669 (1994).
- [23] M. Knežević and D. Knežević, Phys. Rev. E **83**, 2130 (1996).
- [24] O. Matan and S. Havlin, Phys. Rev. A **40**, 6573 (1989).
- [25] O. Bénichou, B. Meyer, V. Tejedor, and R. Voituriez, Phys. Rev. Lett. **101**, 130601 (2008).
- [26] C. P. Haynes and A. P. Roberts, Phys. Rev. E **78**, 041111 (2008).
- [27] E. Agliari, Phys. Rev. E **77**, 011128 (2008).
- [28] A. Kittas, S. Carmi, S. Havlin, and P. Argyrakis, EPL **84**, 40008 (2008).
- [29] P. G. Doyle and J. L. Snell, *Random Walks and Electric Networks* (The Mathematical Association of America, Oberlin, OH, 1984); e-print arXiv:math.PR/0001057.
- [30] P. G. de Gennes, J. Chem. Phys. **76**, 3316 (1982).
- [31] J. G. Kemeny and J. L. Snell, *Finite Markov Chains* (Springer, New York, 1976).
- [32] A. Ben-Israel and T. Greville, *Generalized Inverses: Theory and Applications*, 2nd ed. (Springer, New York, 2003).
- [33] C. Rao and S. Mitra, *Generalized Inverse of Matrices and Its Applications* (John Wiley and Sons, 1971).
- [34] A. G. Cantú and E. Abad, Phys. Rev. E **77**, 031121 (2008).

- [35] A. K. Chandra, P. Raghavan, W. L. Ruzzo, and R. Smolensky, in *Proceedings of the 21st Annual ACM Symposium on the Theory of Computing* (ACM Press, New York, 1989), pp. 574-586.
- [36] P. Tetali, *J. Theor. Probab.* **4**, 101 (1991).
- [37] D. J. Klein and M. Randić, *J. Math. Chem.* **12**, 81 (1993).
- [38] F. Gobel and A. Jagers, *Stoch. Proc. Appl.* **2**, 311 (1974).
- [39] Z. Mihalić, D. Veljan, D. Amić, S. Nikolić, D. Plavsić, and N. Trinajstić, *J. Math. Chem.* **11**, 223 (1992).
- [40] R. C. Entringer, D. E. Jackson, and D. A. Snyder, *Czechoslovak Math. J.* **26** 283 (1976).
- [41] S. Condamin, O. Bénichou, V. Tejedor, R. Voituriez, and J. Klafter, *Nature (London)* **450**, 77 (2007).
- [42] A. Blumen, G. Zumofen, and J. Klafter, *Phys. Rev. B* **30**, 5379 (1984).
- [43] A. Szabo, R. Zwanzig, and N. Agmon, *Phys. Rev. Lett.* **61**, 2496 (1988).
- [44] J. J. Kozak and V. Balakrishnan, *Phys. Rev. E* **65**, 021105 (2002).
- [45] J. J. Kozak and V. Balakrishnan, *Int. J. Bifurcation Chaos Appl. Sci. Eng.* **12**, 2379 (2002).
- [46] C. Song, S. Havlin, H. A. Makse, *Nature (London)* **433**, 392 (2005).
- [47] C. Song, S. Havlin, H. A. Makse, *Nature Phys.* **2**, 275 (2006).
- [48] Z. Z. Zhang, S. G. Zhou, and T. Zou, *Eur. Phys. J. B* **56**, 259 (2007).
- [49] Z. Z. Zhang, S. G. Zhou, L. C. Chen, and J. H. Guan, *Eur. Phys. J. B* **64**, 277 (2008).
- [50] R. Albert and A.-L. Barabási, *Rev. Mod. Phys.* **74**, 47 (2002).