

COSMOLOGY WITH GAMMA–RAY BURSTS

L. AMATI

*INAF - IASF Bologna, via P. Gobetti 101,
I-40129 Bologna, Italy*

Gamma–Ray Bursts (GRBs) are the brightest sources in the universe, emit mostly in the hard X–ray energy band and have been detected at redshifts up to ~ 8.1 . Thus, they are in principle very powerful probes for cosmology. I shortly review the researches aimed to use GRBs for the measurement of cosmological parameters, which are mainly based on the correlation between spectral peak photon energy and total radiated energy or luminosity. In particular, based on an enriched sample of 95 GRBs, I will provide an update of the analysis by Amati et al. (2008) aimed at extracting information on Ω_M and, to a less extent, on Ω_Λ , from the $E_{p,i} - E_{\text{iso}}$ correlation. I also briefly discuss the perspectives of using GRBs as cosmological beacons for high resolution absorption spectroscopy of the IGM (e.g., WHIM), and as tracers of the SFR, up to the "dark ages" ($z > 6$) of the universe.

1 Introduction

After ~ 40 years since its discovery, the GRB phenomenon is still one of the most intriguing and hot topics in modern astrophysics. Indeed, despite the huge observational advances occurred since the late 90s, with the discovery of the afterglow emission, optical counterparts, host galaxies, the determination of the cosmological distance scale and huge luminosity and the evidences of association with peculiar SNe, our understanding of GRBs origin and physics is still affected by several open issues¹. Among these, one of the most intriguing and debated is the possible use of GRBs as cosmological probes, which has been proposed in the last few years by several authors, following the mounting evidence that they are the brightest and farthest sources in the universe. In particular, many efforts have been done in order to extract information on cosmological parameters in an independent, or complementary, way to type Ia SNe and other cosmological probes (e.g., BAO, galaxy clusters, the CMB) by "standardizing" GRBs with the so called spectrum–energy correlations. Also, the high X–ray flux and the association of long GRBs with the death of young massive stars prompted the investigation of GRBs as background sources for high resolution spectroscopy of the IGM with next generation experiments and as tracers of the star formation rate (SFR) up to the re–ionization epoch.

In this article, after summarizing the properties that make GRBs potentially powerful cosmological probes (Section 2), I will discuss and update the analysis aimed at estimating cosmological parameters by using the $E_{p,i} - E_{\text{iso}}$ correlation, the simplest and first discovered among spectrum–energy correlations (Sections 3 and 4). Then, I will review (Section 5) the results on cosmological parameters obtained by using other spectrum–energy correlations found by adding to $E_{p,i}$ and E_{iso} a third observable. Historically, these correlations were the first to be used to this purpose since 2004. Methods based on the joint use of spectrum–energy correlations with Type Ia SNe or other GRB correlations are outlined in Section 6. Finally, in Section 7 I briefly

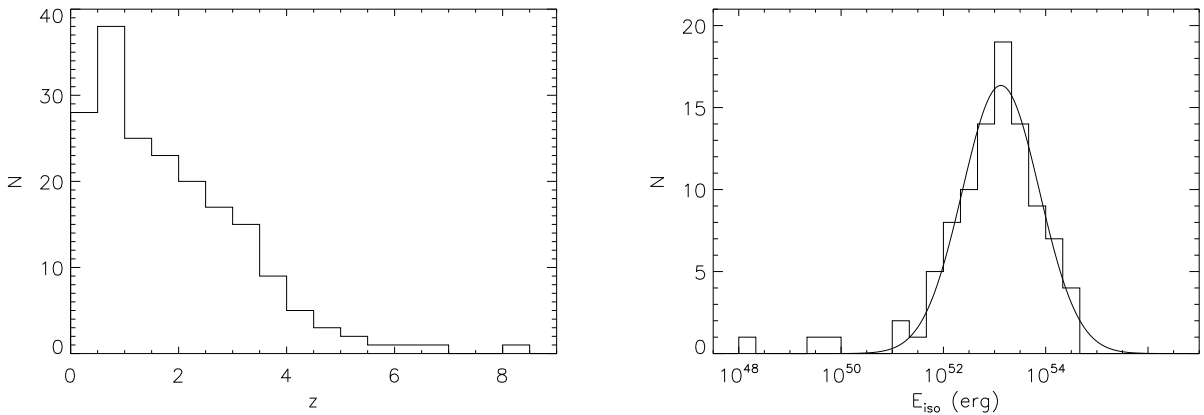


Figure 1: Left: redshift distribution for the 189 GRBs with known redshift as of April 2009. Right: E_{iso} distribution for the 95 GRBs with known redshift and spectral parameters as of April 2009.

discuss the possible use of GRBs as cosmological beacons and tracers of the star formation history of the universe.

For reasons of space, the citations in the text cannot be exhaustive, and the given references are reviews or examples. The analysis reported in Sections 2, 3 and 4 are based on data available as of April 2009 and have been performed specifically for this work.

2 Gamma-Ray Bursts as cosmological probes

In the last years, the use of Type Ia SNe as standard candles, combined with CMB measurements, has revolutioned our view of the history of the cosmic expansion of the universe. Indeed, within the standard Λ CDM cosmological model the evidence, based on CMB observations and the implications of inflation, that the universe is flat ($\Omega=1$) and the location of high- z SNe Ia in the Hubble diagram imply that the universe is presently accelerating and that $\sim 73\%$ of Ω is determined by an unknown and mostly unpredicted component or field (e.g., dark energy, quintessence, cosmological constant)^{2,3,4}. However, SN Ia as standard candles are affected by possible systematics, like, e.g., different explosion mechanisms and progenitor systems, evolution with z , possible dependence on z of the light curve shape correction for luminosity normalization, signatures of evolution in the colours, correction for dust extinction, anomalous luminosity-color relation, contaminations of the Hubble Diagram by no-standard SNe-Ia and/or bright SNe-Ibc (e.g. HNe)⁵. In addition, this sources are found only up to moderate redshift (~ 1.4 – 1.7).

Thus, the quest for alternative astrophysical sources capable to provide estimates of the cosmological parameters in an independent way and at higher z with respect to SNe Ia is a central topic in modern astrophysics. The sources under investigation for this purpose include, e.g., galaxy clusters and BAO, but a lot of interest has been raised in the last years by the redshift and luminosity properties of GRBs.

In Figure 1, I show the updated distributions of z (189 events with measured redshift) and E_{iso} (95 events with measured redshift and spectral parameters) of GRBs as of April 2009. The redshift values were taken from the GRB table by J. Greiner^a and references therein, whereas the values of E_{iso} were computed based on the spectral parameters and fluences reported in Amati et al. (2008)⁶, 70 events, and Amati et al. (2009)⁷, 25 more events, and by assuming a standard Λ CDM cosmology with $H_0 = 70 \text{ km s}^{-1} \text{ Mpc}^{-1}$, $\Omega_M = 0.27$ and $\Omega_\Lambda = 0.73$. As can be seen, GRBs are the brightest sources in the universe, with values of the isotropic-equivalent

^a<http://www.mpe.mpg.de/jcg/grbgen.html>

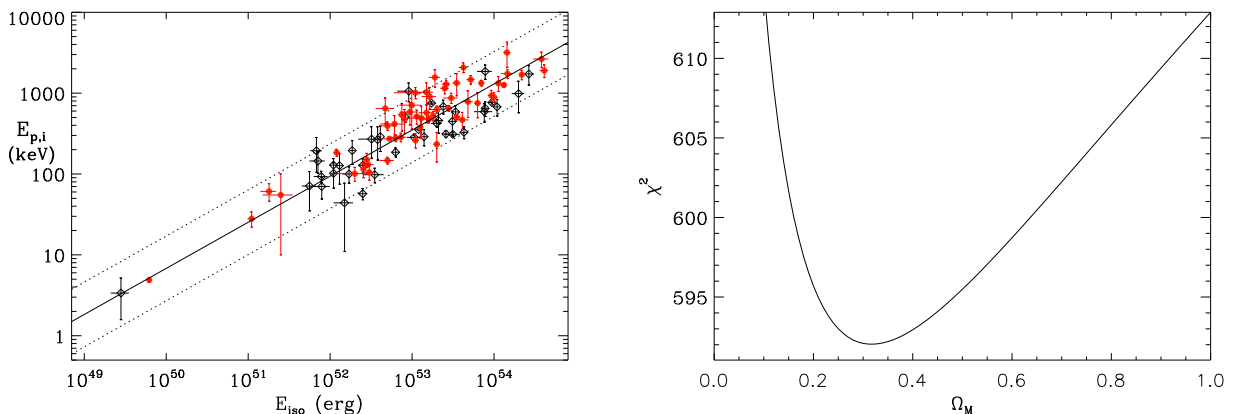


Figure 2: Left: $E_{p,i} - E_{iso}$ correlation with the present sample of 95 GRBs with known redshift and $E_{p,i}$. Red dots are those GRBs localized by *Swift*. Right: χ^2 value of the fit of the updated $E_{p,i} - E_{iso}$ correlation (95 GRBs) with a simple power-law as a function of the value of Ω_M assumed to compute the E_{iso} values. A flat universe is assumed.

radiated energies, E_{iso} , that can exceed 10^{54} erg, emit most of their radiated energy in the hard X-rays, and thus are not affected by dust extinction problems which affect, e.g., type Ia SNe, and show a redshift distribution extending at least up to ~ 8.1 , much above that of any other class of astrophysical sources.

Thus, in principle GRBs are the most suitable cosmological probes. However, as can be seen in Figure 1, they are not standard candles, showing radiated energies, and luminosities, spanning several orders of magnitude. In the past it was proposed that the collimation-corrected radiated energy, E_γ (see Section 5) could be clustered at around $\sim 10^{51}$ erg^{8,9}, but this evidence was not confirmed by subsequent observations. The investigation of GRBs as a new and alternative tool for the measurement of cosmological parameters was then prompted by the discovery of a strong correlation between the spectral peak photon energy, a quantity independent on the cosmological model, and the event intensity (radiated energy, average luminosity, peak luminosity), which depends on the assumed cosmological parameters. This correlation and the methods proposed to derive from it information on cosmological parameters are the subject of the next three Sections.

3 The $E_{p,i} - E_{iso}$ correlation

GRB spectra are non thermal and are well described by a smoothed broken power-law (“Band” function) with low and high energy photon indices in the ranges $\sim 0.5-1.5$ and $\sim 2.1-3.5$, respectively^{10,11}. Thus, when expressed in terms of νF_ν , GRB spectra show a peak. The photon energy at which this peak occurs is hence called “peak energy” and indicated as E_p when referring to the observed spectrum or $E_{p,i}$ for the cosmological rest-frame (i.e., “intrinsic”) spectrum. $E_{p,i}$ values range from a few keV up to several thousands of keV and its distribution has the shape of a Gaussian centered at around 200–300 keV with a low energy tail¹². This spectral parameter is a relevant observable for models of the physics of GRB prompt emission¹³, whose understanding is one of the main still open issues in this field of research.

Evidence for a strong correlation between $E_{p,i}$, and E_{iso} was first reported by Amati et al. (2002)¹⁴, based on a limited sample of *BeppoSAX* GRBs with known redshift. This correlation was later confirmed and extended to softer/weaker events (X-Ray Flashes, XRFs) by measurements by other satellites, mainly HETE-2, *Konus/WIND* and, more recently also *Swift* and *Fermi/GBM*^{12,6,15}. The recent estimates of z for some short GRBs provided the evidence that

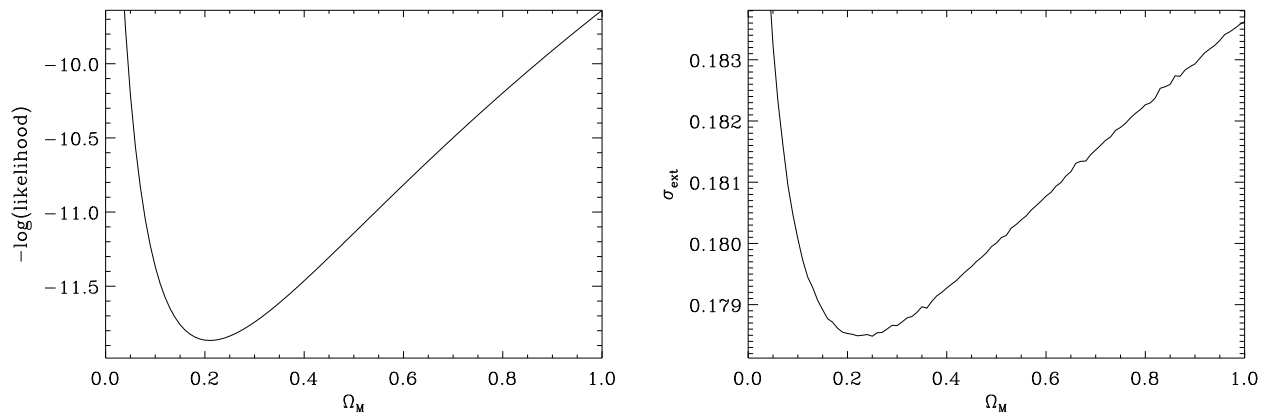


Figure 3: Values of $\log(\text{likelihood})$ (left) and σ_{ext} (right) of the fit of the updated $E_{p,i} - E_{\text{iso}}$ correlation (95 GRBs) with a maximum likelihood method accounting for extrinsic variance (see text) as a function of the value of Ω_M assumed to compute the E_{iso} values. A flat universe is assumed.

the $E_{p,i} - E_{\text{iso}}$ correlation holds only for long GRBs^{16,17}, with the exception of the peculiar sub-energetic GRB 980425. It was also found that the correlation holds as well if E_{iso} is substituted with the average or peak luminosity (L_{iso} and $L_{p,\text{iso}}$, respectively^{18,19}), which is not surprising given that these "intensity indicators" are strongly correlated. In Figure 2, I show the $E_{p,i} - E_{\text{iso}}$ correlation for the most updated (April 2009) sample of GRBs with known z and $E_{p,i}$. The main features of the $E_{p,i} - E_{\text{iso}}$ correlation are that it extends over several orders of magnitude both in $E_{p,i}$ and E_{iso} , it can be modeled by a power-law with slope ~ 0.5 and it is characterized by an extra-scatter, with respect to Poissonian fluctuations, of ~ 0.2 dex^{15,12,6}.

As already discussed by several authors^{13,20,12}, this observational evidence has relevant implications for the geometry and physics of GRB prompt emission and can be used to identify and understand sub-classes of GRBs (e.g., short, sub-energetic, XRFs). In the recent years some authors argued that the correlation may be an artifact of, or at least significantly biased by, a combination of selection effects due to detectors sensitivity and energy thresholds^{21,22,23}. However, the fact that GRBs detected, localized and spectroscopically characterized by different instruments all follow the same $E_{p,i} - E_{\text{iso}}$ correlation, as shown by Amati et al. (2009)⁷ and can also be seen in Figure 2 by comparing the location of *Swift* GRBs with respect to those detected by other instruments, supports the hypothesis of a low impact of selection and detectors threshold effects. Moreover, time resolved analysis of large samples of GRBs provide evidence that the correlation holds also within single bursts^{24,25}, thus pointing to a physical origin of it.

4 Estimating cosmological parameters with the $E_{p,i} - E_{\text{iso}}$ correlation

As discussed in the previous Section, the $E_{p,i} - E_{\text{iso}}$ correlation is highly significant, holds for all long GRBs with known redshift and $E_{p,i}$ and is likely not strongly affected by selection and detectors threshold effects. Thus, given that it links a cosmology independent quantity, $E_{p,i}$, to the burst radiated energy or luminosity, in principle it could be used to "standardize" GRBs, in a way similar to what is done with SNe Ia with the "Phillips" relation. However, the dispersion of the points around the best fit power-law is significantly in excess to the Poissonian one, indicating the presence of an extrinsic variance of unknown origin. In addition, given the lack of a sufficient number of GRBs at very low or at the same redshift (Figure 1), the correlation cannot be calibrated, as can be done, instead, for Type Ia SNe. Because of this problems, in the last years the "cosmological use" of this correlation, and/or the $E_{p,i} - L_{p,\text{iso}}$ correlation, consisted in the estimate of pseudo-redshifts for those GRBs without measured redshift. This can be

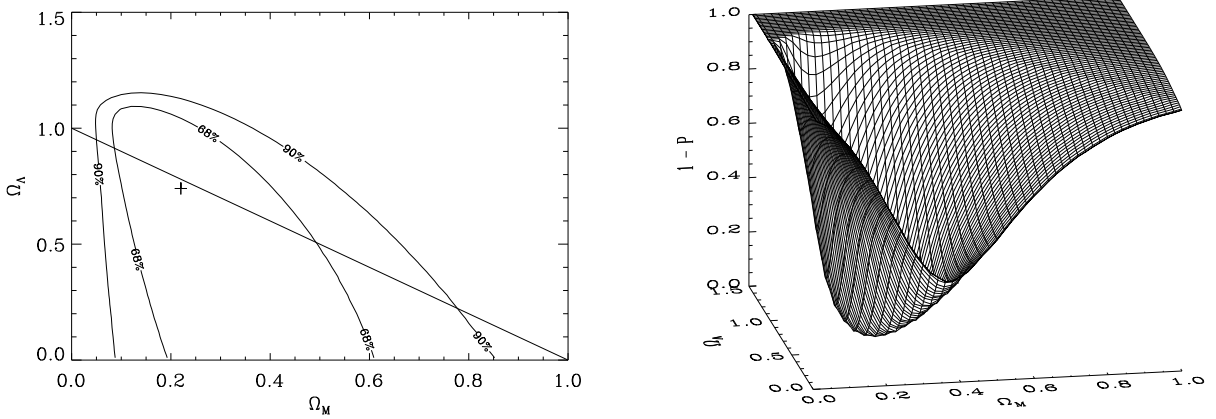


Figure 4: Contour (left) and surface (right) plots showing the probability associated to Ω_M and Ω_Λ found by fitting the updated $E_{p,i} - E_{\text{iso}}$ correlation (95 GRBs) with a maximum likelihood method accounting for extrinsic variance (see text) and releasing the hypothesis of a flat universe. The cross in the left panel indicates the best fit values.

done by simply studying the track of a GRB in the $E_{p,i} - E_{\text{iso}}$ plane as a function of redshift, or by using quantities involved in the correlation to build a pseudo-redshift estimator²⁶. Some authors applied these methods on large sample of GRBs in order to reconstruct the luminosity function or, assuming the association of GRB with very massive stars, the star formation rate (SFR) evolution (Section 7).

However, recently Amati et al. (2008)⁶ have shown that the $E_{p,i} - E_{\text{iso}}$ correlation can also be used to obtain information on cosmological parameters. Their work was prompted by the evidence that, in the assumption of a flat universe, the trend of the χ^2 of the fit with a simple powerlaw as a function of the value of Ω_M adopted to compute the luminosity distance and hence the values of E_{iso} shows a nice parabolic shape minimizing at $\Omega_M \sim 0.3$, as can be seen in Figure 2. This is a qualitative but simple, and independent on other cosmological probes, indication that if the universe is flat, as predicted by inflation and implied by CMB measurements, the universe expansion is presently accelerating and an unknown component or field (e.g., dark energy, quintessence, cosmological constant) is dominating over matter and/or gravity. In order to quantify the estimate of Ω_M , Amati et al. (2008) adopted a likelihood method which accounts for uncertainties on both X and Y quantities and parametrizes the extrinsic variance (i.e. the variance in excess to the Poissonian one) of the data, σ_{ext} . In this way, they found $\Omega_M = 0.15_{-0.11}^{+0.25}$ at 68% c.l. and $\Omega_M < 1$ at a significance level higher than 99%. This result is fully consistent with that obtained with type Ia SNe. By means of simulations, they also showed that with the substantial increase of the number of GRBs with known z and $E_{p,i}$ expected in the next years, these constraints will be significantly reduced.

In Figures 3 I show the results obtained by repeating the same analysis on the updated sample of 95 GRBs. As can be seen, both the $-\log$ -likelihood and σ_{ext} minimize for $\Omega_M \sim 0.2$. In particular, I find $\Omega_M = 0.21_{-0.13}^{+0.27}$ at 68% c.l. and $\Omega_M = 0.21_{-0.16}^{+0.53}$ at 90% c.l. These constraints are slightly tighter than those obtained by Amati et al. (2008), confirming the expected effect of the sample enlargement. Moreover, as can be seen in Figure 4, by releasing the assumption of a flat universe, the best-fit values of Ω_M and Ω_Λ are 0.22 and 0.74, respectively, i.e. very close to the standard cosmology values and to the flat universe hypothesis. Also in this case, even if at 68% c.l. they still provide only an upper limit to Ω_Λ , the contour confidence levels are tighter than what found by Amati et al. (2008).

5 Cosmology with three-parameters spectrum–energy correlations

Soon after the first detections of GRB optical counterparts, it was found that in some cases the optical afterglow light curve shows a steepening of its power–law decay^{27,28}. Within the standard fireball – external shock scenario for the afterglow emission, this ”break” can be interpreted as due to collimated emission²⁹ (even though other explanations are possible). In this view, the jet opening angle can be derived from the break time t_b by making some assumptions on the circum–burst medium average density and profile and on the efficiency of conversion of the fireball kinetic energy into radiated energy. The jet opening angle, in turn, can be used to derive the collimation–corrected, or ”true”, radiated energy, E_γ , from E_{iso} . As mentioned in Section 2, E_γ is still not standard and is typically in the range from $\sim 5 \times 10^{49}$ – 10^{52} erg.

In 2004 it was found that when substituting E_{iso} with E_γ the $E_{p,i} - E_{\text{iso}}$ correlation becomes tighter, i.e. its extrinsic scatter reduces by a factor of ~ 2 ²⁸. Even if based on a rather low number of events, this evidence prompted the first systematic investigations of GRBs as cosmological rulers^{30,28,31}. Despite the advantage of a reduced scatter with respect to the $E_{p,i} - E_{\text{iso}}$ correlation, the problem of the lack of calibration with low z events cannot be solved anyway, and different methods were proposed in order to avoid ”circularity”. The most common are the so called ”scatter methods”, consisting in fitting the correlation for each set of cosmological parameters under study, deriving a χ^2 distribution and use it to obtain best fit values and confidence intervals. This can be done either directly in the $E_{p,i} - E_\gamma$ plane or in the Hubble diagram obtained by deriving E_γ from $E_{p,i}$ and hence the luminosity distance from E_γ and the measured fluence. More sophisticated methods based on Bayesian statistics were also proposed³¹.

The constraints on Ω_M and the limits to Ω_Λ obtained with the $E_{p,i} - E_\gamma$ correlation were similar to those derived a few years later from the $E_{p,i} - E_{\text{iso}}$ correlation and described in the previous Section. The main drawbacks that prevented, up to now, the expected improvements in the accuracy and reliability of the cosmological parameters estimates with this method include: i) the very slow increase of GRBs with evidence of a break in the optical afterglow light curve, mainly due to the lack of systematic monitoring (the number of GRBs that can be used for the $E_{p,i} - E_\gamma$ correlation are $\sim 25\%$ with respect to the $E_{p,i} - E_{\text{iso}}$ correlation); ii) the evidence from *Swift*/XRT measurements of the X–ray afterglow that, contrary to what expected in the basic jet scenario, in several cases there are not X–ray breaks or the breaks are achromatic; iii) the debate on the real dispersion and possible existence of outliers of the $E_{p,i} - E_\gamma$ correlation^{32,33}; iv) the fact that the $E_{p,i} - E_\gamma$ correlation is model dependent, i.e. requires assumptions on the circum–burst density profile and, more in general, a jet model. Concerning points ii) and iv), it was noted that the correlation between $E_{p,i}$, E_{iso} and t_b holds even without the need of a jet interpretation, i.e. at a purely empirical level³⁴. Thus, also the $E_{p,i} - E_{\text{iso}} - t_b$ correlation was investigated for the estimate of cosmological parameters. However, under this respect it is still affected by the low number of events that can be used, the existence of possible outliers and the uncertainty on its true dispersion.

In 2006, it was also found that the dispersion of the $E_{p,i} - L_{p,\text{iso}}$ correlation decreases substantially when including the ”high signal time scale” $T_{0.45}$, a parameter often used in GRB variability studies. Thus, also this correlation was proposed as a tool to standardize GRBs, similarly to the $E_{p,i} - E_\gamma$ and $E_{p,i} - E_{\text{iso}} - t_b$ correlations, but with the advantage of a higher number of events, being based on prompt emission properties only. However, subsequent analysis on larger samples showed that the extrinsic scatter of this correlation may not be significantly lower than that of the simple $E_{p,i} - E_{\text{iso}}$ or $E_{p,i} - L_{p,\text{iso}}$ correlations^{35,36}.

6 Calibrating GRBs with SNe Ia and multi-correlation studies

As mentioned in the previous Sections, one of the most limiting features of spectrum–energy correlations as tools to standardize GRBs is the lack of low redshift GRBs, or of a sufficient number of GRBs at the same redshift, allowing to calibrate them. On the other hand, if one believes that SN Ia are reliable distance indicators, then can use them to calibrate GRB spectrum–energy correlations and take advantage of the GRB redshift distribution in order to extend the Hubble diagram from $z \sim 1.7$ up to ~ 8 . This approach has been followed by several authors^{37,38}, allowing them not only to tighten the constraints on Ω_M and Ω_Λ but also to obtain information on the dark energy equation of state and its evolution, or to test cosmological models alternative to the standard Λ CDM.

The obvious drawback of this use of GRBs for cosmology is that it introduces a "circularity" with type Ia SNe, i.e., GRBs are no more independent probes and all the systematics and uncertainties associated with SNe propagates into the results obtained with this method.

The spectrum–energy correlations discussed in previous Sections are the tightest but not the only ones linking GRB observables to their luminosity. For instance, significant correlations were found between prompt emission variability and peak luminosity or between prompt emission time–lag and luminosity. Some authors developed methods for putting together several correlations in order to derive estimates of cosmological parameters³⁹. However, adding to spectrum–energy correlations more dispersed correlations adds more uncertainties, thus preventing a significant improvement with respect to using spectrum–energy correlations alone.

7 Gamma-Ray Bursts as cosmological beacons and SFR tracers

Besides the estimate of cosmological parameters, GRBs are also very promising tools for cosmology under other respects. The association of long GRBs with peculiar type Ib/c SNe or hypernovae, and thus the death of very massive stars, is supported both by theories and observations⁴⁰. Thus, given their huge luminosity and redshift distribution extending up to at least $z \sim 8$, GRBs may be considered powerful and unique tracers of the SFR evolution up to the re-ionization epoch. For instance, the recent detection of GRB 090423 at $z \sim 8.1$ is a simple and direct evidence that stars were already there at about 600 millions of year from the big–bang and with explosion mechanism not markedly different from that of stars born several billions of years later⁴¹. Several authors addressed this issues, either by comparing directly the GRB redshift distribution with the SFR up to $z \sim 4$ reconstructed from other observations, or by reconstructing the GRB luminosity function and its evolution by computing the pseudo–redshift of large numbers of GRB based on spectrum–energy correlations¹⁹. The results of these analysis indicate that GRBs are a biased tracer of the SFR evolution, which may be due to the fact, supported both by theory and observations, that GRBs are produced by low metallicity stars in low metallicity galaxies. Under this respect, GRBs provide information on the metallicity evolution⁴².

Another interesting and promising cosmological use of GRBs is to use their X–ray afterglow emission as background source for X–ray high resolution spectroscopy of the inter–galactic medium (IGM) and of the host galaxies inter–stellar medium (ISM). This kind of investigations is the subject of future missions under study, like, e.g., the EDGE mission proposed to the ESA Cosmic Vision⁴³ or the XENIA mission submitted to the NASA Decadal Survey. As discussed, e.g., by Branchini et al. (2009)⁴⁴, with state of the art X–ray microcalorimeters, allowing energy resolutions of the order of ~ 2 – 3 eV in the 0.2–2 keV energy range, an effective area of ~ 1000 cm² energy range, spacecraft slewing capabilities of the order of 1 min and by assuming the X–ray afterglow photon fluence distribution measured by *Swift*/XRT, sensitive spectroscopy of tens of WHIM system per year could be done. In addition, by exploiting, e.g., resonant

absorption lines, such instrumentation would allow the study of the galaxy ISM properties and their evolution with redshift.

References

1. P. Meszáros, *Prog.Phys.* **69**, 2269 (2006).
2. S. Perlmutter, G. Aldering, M. Della Valle *et al*, *Nature* **391**, 51 (1998).
3. A.G. Riess, A.V. Filippenko, P. Challis *et al*, *AJ* **116**, 1009 (1998).
4. A.G. Riess, L-G. Strolger, J. Tonry *et al*, *ApJ* **607**, 665 (2004).
5. M. Della Valle, L. Amati *AIPC* **1059**, 63 (2008).
6. L. Amati, C. Guidorzi, F. Frontera *et al*, *MNRAS* **391**, 577 (2008).
7. L. Amati, C. Guidorzi, F. Frontera, *A&A* **submitted**, arXiv:0907.0384 (2009).
8. D.A. Frail, S.R. Kulkarni, R. Sari *et al*, *ApJ* **562**, L55 (2001).
9. E. Berger, S.R. Kulkarni, D.A. Frail, *ApJ* **590**, 379 (2003).
10. D. Band, J. Matteson, L. Ford *et al*, *ApJ* **413**, 281 (1993).
11. Y. Kaneko, R.D. Preece, M.S. Briggs *et al*, *ApJS* **166**, 298 (2006).
12. L. Amati, *MNRAS* **372**, 233 (2006).
13. B. Zhang, P. Mészáros, *ApJ* **581**, 1236 (2002).
14. L. Amati, F. Frontera, M. Tavani *et al*, *A&A* **390**, 81 (2002).
15. G. Ghirlanda, L. Nava, G. Ghisellini *et al*, *MNRAS* **387**, 319 (2008).
16. L. Amati, *NCimB* **121**, 1081 (2006).
17. G. Ghirlanda, L. Nava, G. Ghisellini *et al*, *A&A* **496**, 585 (2009).
18. D.Q. Lamb, G.R. Ricker, J-L. Atteia *et al*, *NewAR* **48**, 323 (2004).
19. D. Yonetoku, T. Murakami, T. Nakamura *et al*, *ApJ* **609**, 935 (2004).
20. D.Q. Lamb, T.Q. Donachy, C. Graziani, *ApJ* **620**, 355 (2005).
21. D. Band, R.D. Preece, *ApJ* **627**, 319 (2005).
22. E. Nakar, T. Piran, *MNRAS* **360**, L73 (2005).
23. N.R. Butler, D. Kocevski, J.S. Bloom, *ApJ* **694**, 76 (2009).
24. E. Liang, Z.G. Dai, X.F. Wu, *ApJ* **606**, L29 (2004).
25. C. Firmani, J.I. Cabrera, V. Avila-Reese *et al*, *MNRAS* **392**, 1209 (2008).
26. J-L. Atteia, *A&A* **407**, L1 (2003).
27. F.A. Harrison, J.S. Bloom, D.A. Frail *et al*, *ApJ* **523**, L12 (1999).
28. G. Ghirlanda, G. Ghisellini, D. Lazzati, *ApJ* **616**, 331 (2004).
29. R. Sari, T. Piran, J.P. Halpern, *ApJ* **519**, L17 (1999).
30. Z.G. Dai, E.W. Liang, D. Xu, *ApJ* **12**, L101 (2004).
31. G. Ghirlanda, G. Ghisellini and C. Firmani, *NJP* **8**, 123 (2006).
32. S. Campana, C. Guidorzi, G. Tagliaferri *et al*, *A&A* **472**, 395 (2007).
33. G. Ghirlanda, L. Nava, G. Ghisellini *et al*, *A&A* **466**, 127 (2007).
34. E. Liang, B. Zhang, *ApJ* **633**, 611 (2005).
35. F. Rossi, C. Guidorzi, L. Amati *et al*, *MNRAS* **388**, 1284 (2008).
36. A.C. Collazzi, B.E. Schaefer, *ApJ* **688**, 456 (2008).
37. Y. Kodama, D. Yonetoku, T. Murakami *et al*, *MNRAS* **391**, L1 (2008).
38. N. Liang, W.K. Xiao, Y Liu *et al*, *ApJ* **685**, 354 (2008).
39. B.E. Schaefer, *ApJ* **660**, 16 (2007).
40. S.E. Woosley, J.S. Bloom, *ARA&A* **44**, 507 (2006).
41. R. Salvaterra, M. Della Valle, S. Campana *et al*, *Nature* **submitted**, arXiv:0906.1578 (2009).
42. L-X. Li, *MNRAS* **388**, 1487 (2008).
43. L. Piro, J.W. den Herder, T. Ohashi *et al*, *Exp.Astron.* **23**, 67 (2009).
44. E. Branchini, E. Ursino, A. Corsi *et al*, *ApJ* **685**, 354 (2009).