

Accessing Generalized Transversity Distributions with Exclusive π^0 Electroproduction

Simonetta Liuti¹ and Gary R. Goldstein² *

1- Department of Physics
University of Virginia, Charlottesville, VA 22901, USA.

2- Department of Physics and Astronomy
Tufts University, Medford, MA 02155, USA.

Exclusive π^0 electroproduction from nucleons at large Q^2 can be described by Generalized Parton Distributions (GPDs), particularly the chiral odd subset related to transversity. These GPDs can be accessed experimentally from various cross sections and asymmetries. We calculate these GPDs in a spectator model, constrained by boundary functions. Alternatively, in a hadronic picture the meson production amplitudes correspond to C-odd Regge exchanges with final state interactions. The helicity structure provides relations between the partonic and the hadronic, Regge description of C-odd, chiral-odd processes. Calculations show how the tensor charge and other transversity parameters can be extracted from various observables.

The tensor charge is the first moment or the norm of the parton transversity distribution, $h_1(x)$. It is defined as the transversely polarized nucleon matrix element of local quark field operators,

$$\begin{aligned} & \langle P, S_T | \bar{\psi} \sigma^{\mu\nu} \gamma_5 \frac{\lambda^a}{2} \psi | P, S_T \rangle \\ &= 2\delta q^a(\mu^2)(P^\mu S_T^\nu - P^\nu S_T^\mu). \end{aligned} \quad (1)$$

Like other charges, it is the integral of a distribution ($\delta q^a(x) - \delta \bar{q}^a(x)$), where $\delta q^a(x) = h_1^a(x)$ is the transversity distribution. It is essentially the probability to find a transversity $+\frac{1}{2}$ quark in a nucleon of transversity $+\frac{1}{2}$. Unlike the longitudinal distribution $g_1(x)$, $h_1(x)$ receives no contributions from gluons.

An important question is how the tensor charge can be determined, theoretically and experimentally [1, 2]? Some predictions and fits from various processes give: ($\delta u = 1.26, \delta d = -0.17$) from QCD Sum rules (He and Ji, [3]); ($\delta(u - d) = 1.09 \pm 0.02$) from Lattice (QCDSF, M. Gockeler *et al.*, [4]); ($\delta u = 0.48 \pm 0.09, \delta d = -0.62 \pm 0.30$) from phenomenological analysis (Anselmino

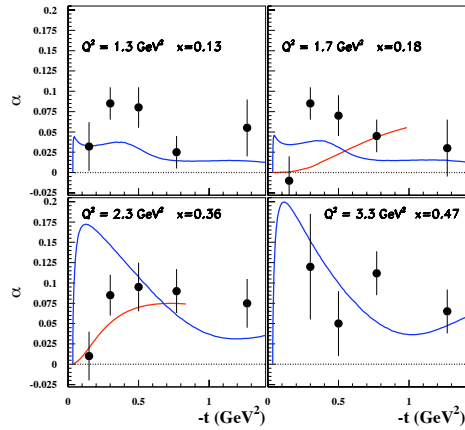


Figure 1: Beam asymmetry in Regge and GPD pictures. Data from ref [14].

*Partially supported by U.S. Department of Energy, DE-FG02-01ER4120(S.L) & DE-FG02-92ER40702(G.R.G.)

et al., [5]); ($\delta u = 0.58 \pm 0.20, \delta d = -0.11 \pm 0.20$) from axial vector dominance (Gamberg and Goldstein, [6]). The Gamberg and Goldstein model is based on axial vector dominance by the $b_1(1235)$ and $h_1(1170)$ - $h'_1(1380)$, with $J^{PC} = 1^{+-}$, that couple to the tensor Dirac matrix $\sigma^{\mu\nu}\gamma_5$. The Dirac matrix has C-parity minus, which is a crucial fact. The resulting formulae for the isovector and isoscalar tensor charges are

$$\delta q^v = \frac{f_{b_1} g_{b_1 NN} \langle k_{\perp}^2 \rangle}{\sqrt{2} M_N M_{b_1}^2}, \quad \delta q^s = \frac{f_{h_1} g_{h_1 NN} \langle k_{\perp}^2 \rangle}{\sqrt{2} M_N M_{h_1}^2},$$

Because the axial vector couplings involve an additional angular momentum, to obtain the tensor structure a transverse momentum enters the coupling - the pure pole term decouples at zero momentum transfer. The interpretation that was adopted was that the coupling involves the quark constituents and thus does not vanish at zero momentum transfer. The average transverse momentum thus gives non-zero results. This led to three questions. How could the quarks be explicitly represented in the interaction with the axial vectors? The approach to answering this lay in the GPDs, particularly in the ERBL region. Hence exclusive processes should be considered, where the GPDs provide a description of hard scattering from the constituents. Secondly, how could the pole at the axial mass extrapolate to the $t = 0$ limit, where the tensor charge is evaluated? This suggests the Regge pole approach, which naturally allows extrapolation from physical poles to the physical scattering region, $t < 0$, up to $t = t_{min}$, which approaches $t = 0$ for asymptotic energies. Hence there is an interplay between a partonic description and a hadronic description of the tensor charge and transversity. What kind of reaction would single out the quantum numbers of the axial exchanges? For this, the exclusive photoproduction and electroproduction of π^0 or η mesons from nucleons have C-parity odd and are chiral odd in the t-channel and hence can accommodate the appropriate axial vector exchanges.

We will consider the exclusive reactions, $e + p \rightarrow e' + \pi^0 + p'$ and the related η and neutron target processes. The relevant subprocess is $\gamma^* + p \rightarrow \pi^0 + p'$. The t-channel exchange picture involves C-parity odd, chiral odd states that include the 1^{+-} b_1 and h_1 mesons ($q + \bar{q}$; $S = 0, L = 1$ mesons) and the vector mesons, the 1^{--} ρ^0 and ω ($(q + \bar{q})$; $S = 1, L = 0$ mesons). These axial vector mesons couple to the nucleon via the Dirac tensor $\sigma^{\mu\nu}\gamma_5$, while the vector mesons couple via γ^μ and/or $\sigma^{\mu\nu}$. Because of the C-parity there is no $\gamma^\mu\gamma_5$ coupling. This is quite significant in the GPD perspective - only chiral odd GPDs are involved, contrary to the accepted formulation [7]. While ref. [7] indicates that C-parity odd exchanges of 3 gluons, like the “odderon”, are allowed, the authors relate the process to chiral even GPDs that can involve 1^{++} exchange quantum numbers. This can be

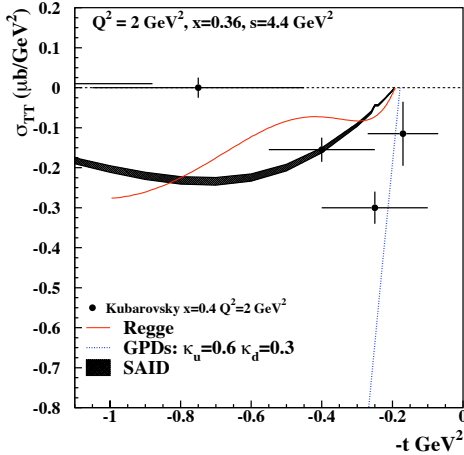


Figure 2: $d\sigma_{TT}/dt$ Regge (wavy line) and GPD pictures (with 3 sets of κ_T pairs). Data preliminary.

the case for charged pseudoscalar production, where there is not a C-parity eigenstate in the t-channel, but not for the neutral case, which has *definite odd C-parity*. Factorization issues for these processes have not been addressed for this C-parity odd case [8], although vector production has received considerable attention [9]

We proceed with the hadronic picture, the Regge model for π^0 electroproduction. A successful Regge cut model was developed to fit photoproduction data many years ago [10]. That model essentially involves as input the vector and axial vector meson trajectories that factorize into couplings to the on-shell $\gamma + \pi^0$ vertex and the nucleon vertex. The cuts or absorptive corrections destroy that factorization, but fill in the small t and $t \approx -0.5$ amplitude zeroes. To connect to electroproduction, the upper vertex factor must acquire Q^2 dependence. This is accomplished by replacing the elementary, t-dependent couplings with Q^2 dependent transition form factors. In this Regge picture the factorization for the longitudinal virtual photon is not different from the transverse photon, except for the additional power of Q^2 for the longitudinal case. This is in contrast to the proofs of factorization for the longitudinal case in the GPD picture, while reaction initiation by transverse photons is not expected to factorize into a handbag picture [8]. With our form factor approach to the upper vertex (including Sudakov factors to soften the endpoint singularities) we anticipate a similar factorization for the transverse case.

The Regge picture is implemented by singling out the 6 independent helicity amplitudes and noting that at large s and small $|t|$ the leading natural parity and unnatural parity Regge poles contribute to opposite sums and differences of pairs of helicity amplitudes.

Now the crucial connection to the 8 GPDs that enter the partonic description of electroproduction is through the helicity decomposition [11], where, for example, one of the chiral even helicity amplitudes is given by

$$A_{++;++}(X, \xi, t) = \frac{\sqrt{1-\xi^2}}{2}(H^q + \tilde{H}^q - \frac{\xi^2}{1-\xi^2}(E^q + \tilde{E}^q)),$$

while one of the chiral odd amplitudes is given by

$$A_{++;--}(X, \xi, t) = \sqrt{1-\xi^2}(H_T^q + \frac{t_0-t}{4M^2}\tilde{H}_T^q - \frac{\xi}{1-\xi^2}(\xi E_T^q + \tilde{E}_T^q)).$$

There are relations to PDFs, $H^q(X, 0, 0) = f_1^q(X)$, $\tilde{H}^q(X, 0, 0) = g_1^q(X)$, $H_T^q(X, 0, 0) = h_1^q(X)$. The first moments of these are the charge, the axial charge and the tensor charge, for each flavor q , respectively. Further, the first moments of $E(X, 0, 0)$ and $2\tilde{H}_T^q(X, 0, 0) + E_T^q(X, 0, 0)$ are the anomalous moments κ^q, κ_T^q , with the latter defined by Burkardt [12].

Chiral even GPDs have been modeled in a thorough analysis [13], based on diquark spectators and Regge behavior at small X , and consistent with constraints from PDFs, form factors and lattice calculations. That analysis is used to obtain chiral odd GPDs

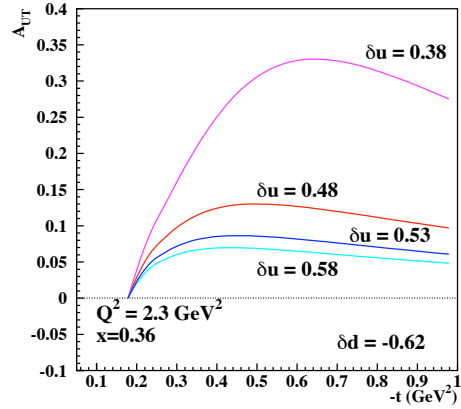


Figure 3: Transverse spin asymmetry, A_{UT} , Eq.(2) (adapted from Ref.[2]).

via a multiplicative factor that fits the phenomenological $h_1(x)$ [5]. With that *ansatz* the observables can be determined in parallel with the Regge predictions.

The differential cross section for pion electroproduction off an unpolarized target is

$$\frac{d^4\sigma}{d\Omega dx d\phi dt} = \Gamma \left\{ \frac{d\sigma_T}{dt} + \epsilon_L \frac{d\sigma_L}{dt} + \epsilon \cos 2\phi \frac{d\sigma_{TT}}{dt} + \sqrt{2\epsilon_L(\epsilon+1)} \cos \phi \frac{d\sigma_{LT}}{dt} \right\}.$$

Each observable involves bilinear products of helicity amplitudes, or GPDs. For example, the cross section for the virtual photon linearly polarized out of the scattering plane minus that for the scattering plane is

$$\frac{d\sigma_{TT}}{dt} = \mathcal{N} \frac{1}{s |P_{CM}|^2} 2\Re (f_{1,+;0,+}^* f_{1,-;0,-} - f_{1,+;0,-}^* f_{1,-;0,+}).$$

Another relevant observable is the target transverse polarization asymmetry

$$A_{UT} = \frac{2\Im(f_1^* f_3 - f_4^* f_2)}{\frac{d\sigma_T}{dt}}. \quad (2)$$

We performed calculations using a phenomenologically constrained model from the parametrization of Refs.[13]. The parameterization's form is:

$$H(X, \zeta, t) = G(X, \zeta, t)R(X, \zeta, t),$$

where $R(X, \zeta, t)$ is a Regge motivated term that describes the low X and t behaviors, while the contribution of $G(X, \zeta, t)$, obtained using a spectator model, is centered at intermediate/large values of X :

$$G(X, \zeta, t) = \mathcal{N} \frac{X}{1-X} \int d^2\mathbf{k}_\perp \frac{\phi(k^2, \lambda)}{D(X, \mathbf{k}_\perp)} \frac{\phi(k'^2, \lambda)}{D(X, \mathbf{k}'_\perp)}.$$

Here k and k' are the initial and final quark momenta respectively; explicit expressions are given in [13]. The $\zeta = 0$ behavior is constrained by enforcing both the forward limit: $H^q(X, 0, 0) = q_{val}(X)$, where $q_{val}(X)$ is the valence quarks distribution, and the following relations:

$$\int_0^1 dX H^q(X, \zeta, t) = F_1^q(t), \quad \int_0^1 dX E^q(X, \zeta, t) = F_2^q(t), \quad (3a)$$

which define the connection with the quark's contribution to the nucleon form factors. Notice the AHLT parametrization does not make use of a "profile function" for the parton distributions, but the forward limit, $H(X, 0, 0) \equiv q(X)$, is enforced non trivially. This affords us the flexibility that is necessary to model the behavior at $\zeta, t \neq 0$. ζ -dependent constraints are given by the higher moments of GPDs.

The $n = 1, 2, 3$ moments of the NS combinations: $H^{u-d} = H^u - H^d$, and $E^{u-d} = E^u - E^d$ are available from lattice QCD [15], $n = 1$ corresponding to the nucleon form factors. In a recent analysis a parametrization was devised that takes into account all of the above constraints. The parametrization gives an excellent description of recent Jefferson Lab data in the valence region.

The connection to the transversity GPDs is carried out similarly to Refs.[5] for the forward case by setting:

$$H_T^q(X, \zeta, t) = \delta q H^{q, val}(X, \zeta, t)$$

$$\bar{E}_T^q \equiv 2\tilde{H}_T + E_T = \kappa_T^q H_T^q(X, \zeta, t)$$

where δq is the tensor charge, and κ_T^q is the tensor anomalous moment introduced, and connected to the transverse component of the total angular momentum in [12]. Notice that our unpolarized GPD model can be adequately extended to describe H_T since it was developed in the valence region, and transversity involves valence quarks only.

In Fig.3 we show the sensitivity of A_{UT} to the values of the u-quark and d-quark tensor charges. The values in the figure were taken by varying up to 20% the values of the tensor charge extracted from the global analysis of Ref.[5], *i.e.* $\delta u = 0.48$ and $\delta d = -0.62$, and fixing the transverse anomalous magnetic moment values to $\kappa_T^u = 0.6$ and $\kappa_T^d = 0.3$. This is the main result of this contribution: it summarizes our proposed method for a practical extraction of the tensor charge from π^0 electroproduction experiments. Therefore our model can be used to constrain the range of values allowed by the data [2].

References

- [1] Slides:
<http://indico.cern.ch/contributionDisplay.py?contribId=302&sessionId=4&confId=53294>
- [2] S. Ahmad, G.R. Goldstein and S. Liuti, Phys. Rev. **D79**, 054014 (2009).
- [3] H. He and X. Ji, Phys. Rev. **D52**, 2960 (1995).
- [4] M. Gockeler, *et al.*, arXiv:hep-lat/0710.2489.
- [5] M. Anselmino, *et al.*, Phys. Rev. **D75**, 054032 (2007).
- [6] L.P. Gamberg and G.R. Goldstein, Phys. Rev. Lett. **87** 242001 (2001).
- [7] L. Mankiewicz, G. Piller and A. Radyushkin, Eur. Phys. Jour. **C10**, 307 (1999).
- [8] J.C. Collins, L. Frankfurt and M. Strikman, Phys. Rev. D **56**, 2982 (1997).
- [9] M. Diehl, T. Gousset, B. Pire, J.P. Ralston, Phys. Lett. **B411**, 193 (1997).
- [10] G. R. Goldstein and J. F. Owens, Phys. Rev. **D7** 865 (1973).
- [11] M. Diehl, Eur. Phys. Jour. **C19**, 485 (2001).
- [12] M. Burkardt, Phys. Rev. **D72**, 094020 (2005); *ibid* Phys. Lett. **B639** 462 (2006).
- [13] S. Ahmad, *et al.*, Phys. Rev. **D75**, 094003 (2007); *ibid*, arXiv: hep-ph/0708.0268, EPJC (2009).
- [14] R. De Masi, *et al.*, Phys. Rev. **C77**, 042201 (2008).
- [15] Ph. Hagler *et al.* [LHPC Collaborations], Phys. Rev. D **77**, 094502 (2008); arXiv:0705.4295 [hep-lat].