

# The Fourth Standard Model Family and the Competition in Standard Model Higgs Boson Search at Tevatron and LHC

N. Becerici Schmidt<sup>1</sup>, S. A. Çetin<sup>2</sup>, S. Iştın<sup>1</sup> and S. Sultansoy<sup>3,4</sup>

<sup>1</sup> Physics Department, Boğaziçi University, Istanbul, Turkey

<sup>2</sup> Physics Division, Doğuş University, Istanbul, Turkey

<sup>3</sup> Physics Division, TOBB University of Economics and Technology, Ankara, Turkey

<sup>4</sup> Institute of Physics, Academy of Sciences, Baku, Azerbaijan

**Abstract.** The impact of the fourth Standard Model family on Higgs boson search at Tevatron and LHC is reviewed.

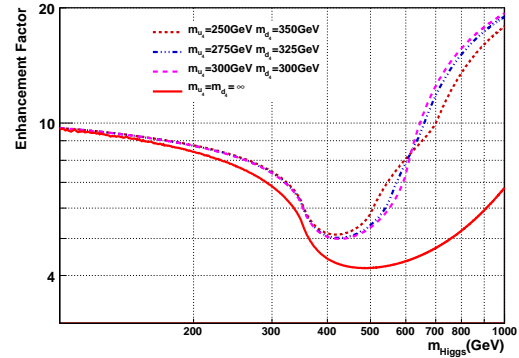
## 1 Introduction

Recent changes in the schedule of the LHC operation has resulted in an additional two years extension of Tevatron discovery challenges in the search for the Higgs boson (H), the fourth Standard Model family and so on (including SUSY). The fourth family is a natural consequence of the Standard Model (SM) basic principles and the actual patterns of the first three family fermion masses and mixings [1–3] (for reviews see [4–10]). We should once again note that, in contrast to the widespread opinion, electroweak precision data does not exclude the fourth family [11–14]. The fourth family matters were discussed in detail during the topical workshop held in September 2008 at CERN [15] (see [10] for resume of the workshop).

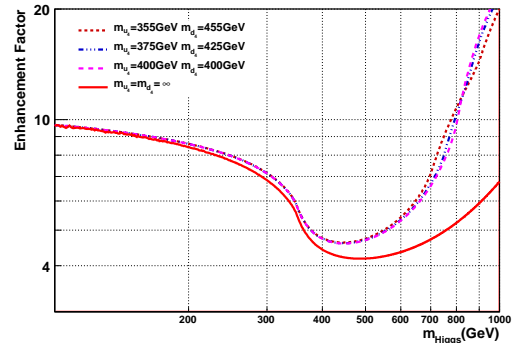
Concerning the Higgs boson, the existence of the fourth Standard Model family has a strong impact on the search strategies of Tevatron and LHC [13, 16, 18–24] mainly due to the essential enhancement of the  $gg \rightarrow H$  production channel. In this paper, SM-4 (SM-3) denotes Standard Model with 4 (3) families.

## 2 Fourth SM family effects on the Higgs boson

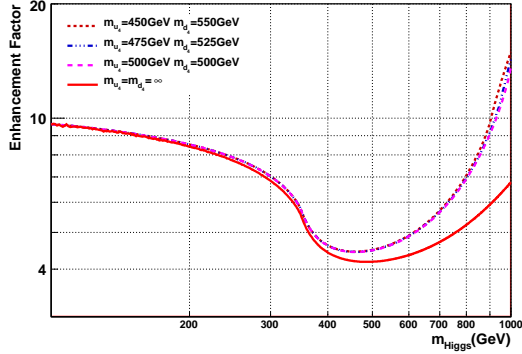
The crucial contribution of the new heavy quarks to the  $gg \rightarrow H$  vertex via the triangular loop has been realized many years ago [25]. Additional quark loops introduced by the fourth SM family quarks strengthens the  $gg \rightarrow H$  vertex by a factor of about 3, hence causing an enhancement in the cross section by about 9. The actual values depend on the mass of the Higgs boson and fourth SM family fermions. Figures 1-5 demonstrate this dependence for different scenarios. As seen from these figures, the choice of infinitely heavy fourth SM family quarks corresponds to the most conservative scenario which will be the assumption in the rest of this work.



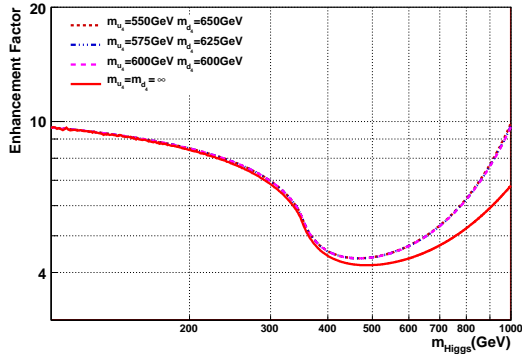
**Fig. 1.** Enhancement factors for the SM Higgs production via gluon fusion when the fourth SM family quark masses are around 300GeV. Enhancement factors in the infinite mass limit are also shown for comparison.



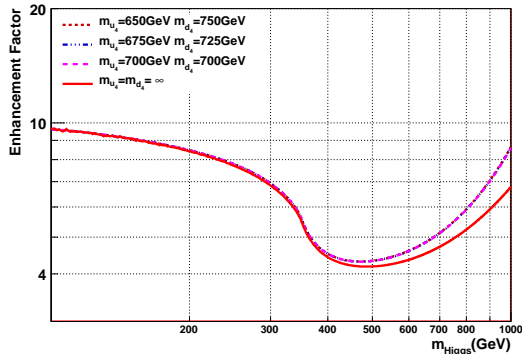
**Fig. 2.** The same as Figure 1 but for fourth SM family quark masses around 400GeV.



**Fig. 3.** The same as Figure 1 but for fourth SM family quark masses around 500 GeV.



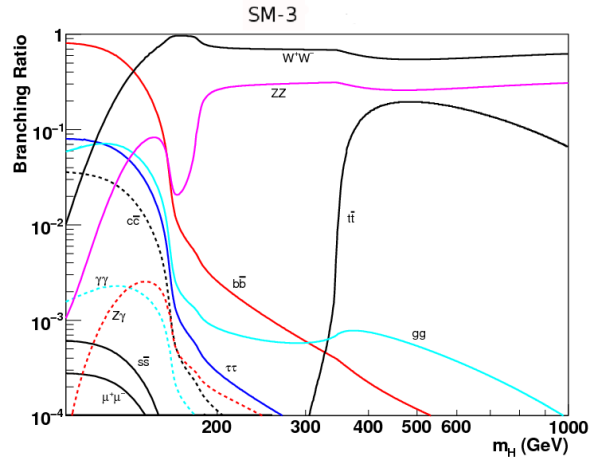
**Fig. 4.** The same as Figure 1 but for fourth SM family quark masses around 600 GeV.



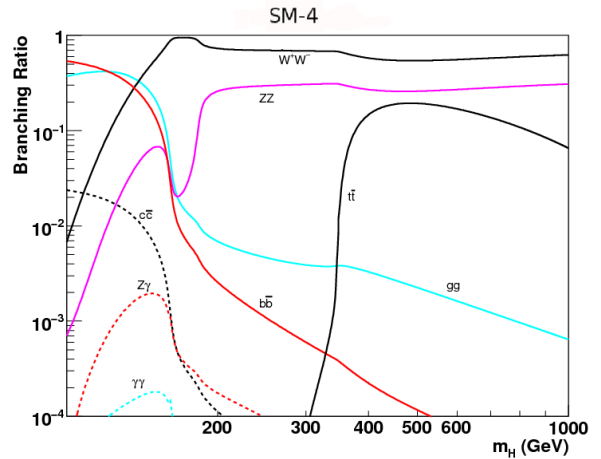
**Fig. 5.** The same as Figure 1 but for fourth SM family quark masses around 700 GeV.

The fourth SM family fermions will affect a number of other vertices [13,16,18–24,26,27] along with  $gg \rightarrow H$  resulting in new branching ratio values of the Higgs decays. Figure 6 illustrates Higgs decay branching ratios in SM-3 and Figure 7 in SM-4 with infinitely heavy fourth family.

In principle if the neutrino has Majorana nature,  $\nu_4$  could be essentially lighter than the other members of the fourth family and the Higgs boson could decay into the fourth family neutrinos; this scenario is considered in [26, 27].



**Fig. 6.** Higgs branching ratios in SM-3.



**Fig. 7.** Higgs branching ratios in SM-4 where fourth family fermions are assumed to be infinitely heavy.

### 3 The Tevatron Perspective

$gg \rightarrow H \rightarrow WW \rightarrow \ell\nu\nu$  (where  $\ell$  denotes  $e$  or  $\mu$ ) is the most promising channel in SM-4 case. Figures 8 and 9 show recent results [28,29] on this channel where we add the curves corresponding to SM-4. It is clear that Higgs boson with mass 130 - 200 GeV is excluded if a fourth SM family exists while only the 160 - 170 GeV region is excluded in the SM-3 case. As seen from Figure 9, D0 actually excludes even higher Higgs masses (presumably up to 240 GeV) in SM-4, however the analysis ends at 200 GeV.

Although the contribution coming from WH, ZH and VBF processes to the total production cross section is about 20%, the selection criteria for  $H \rightarrow WW$  signature would suppress this contribution to the level of a few percent. Hence, the current CDF and D0 results shown in Figures 8 and 9 can be considered to be coming from  $gg \rightarrow H$  alone.

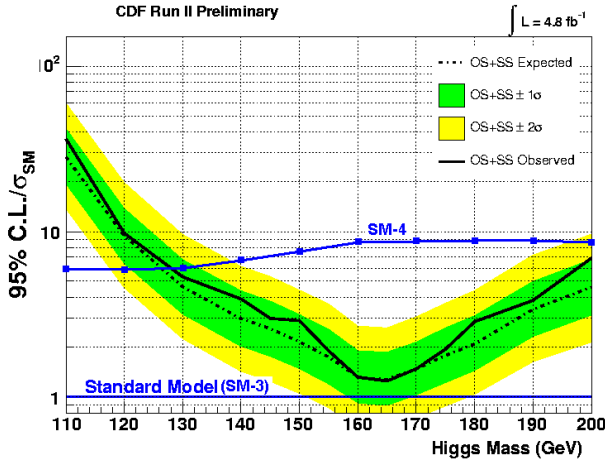


Fig. 8. Exclusion plot from CDF [28] experiment.

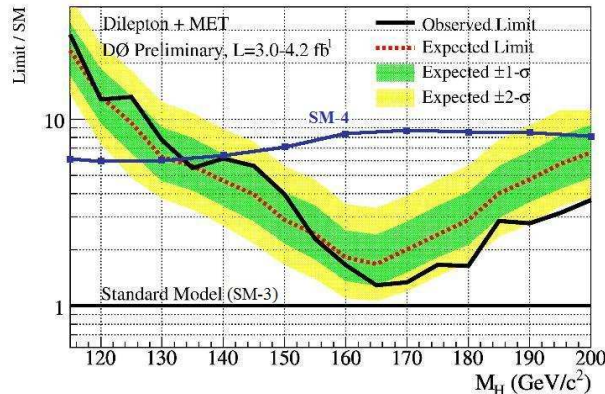
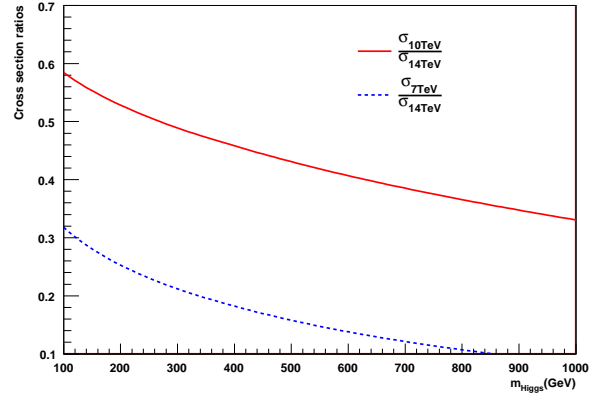


Fig. 9. Exclusion plot from D0 [29] experiment.

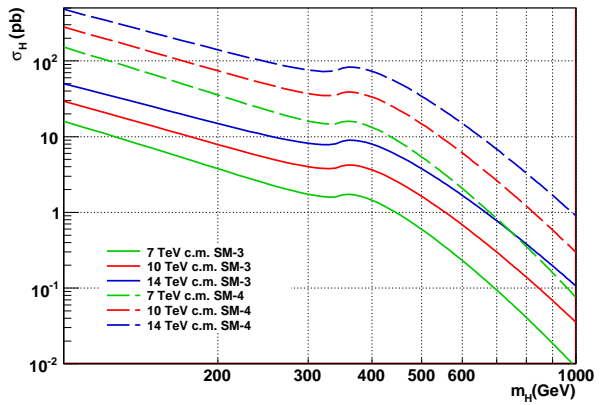
Taking into account the fact that nature could prefer the SM-4 case, both D0 and CDF should extend the horizontal axis up to 300 GeV and, moreover, combine their results on the  $WW$  channel. Furthermore, combined analysis of all channels and both experiments done for SM-3 should be repeated for SM-4. Examples of proper approach are [30–39].

### 4 The LHC Perspective

As an example for the LHC perspectives, we restrict ourselves to a detailed consideration of the *Golden Mode* at the ATLAS experiment [40,41]. A similar analysis can be carried out for CMS as well. Moreover, a combined analysis of both LHC experiments could be useful.



(a)



(b)

Fig. 10. a) Ratios of the Higgs production cross sections via gluon fusion at 10 and 7 TeV center of mass energies to 14 TeV center of mass energy; b) Higgs production cross section via gluon fusion at different center of mass energies for SM-3 and SM-4 cases.

The design center of mass energy of 14 TeV is the basic scenario, in addition, we also consider 10 TeV and 7 TeV cases for early phase operation. As input parameters, we use the most recent ATLAS simulation results for 14 TeV published in [41]. The analysis for 10 and 7 TeV cases is performed using the Higgs production cross section ratio given in Figure 10a (calculations are performed using HIGLU [42]). The backgrounds considered in [41] are rescaled using the calculations performed in COMPHEP [43] in a similar manner. It is recently shown in [44] that the theoretical uncertainties on the SM background via two weak boson production is around 5-20%. This uncertainty merely effects the significance results presented in this section.

### 4.1 $\sqrt{s} = 14$ TeV case

The ATLAS simulation results for the  $gg \rightarrow H \rightarrow ZZ^{(*)} \rightarrow 4\ell$  signature are presented in column 2 and 4 of Table 1 where we add the SM-4 case in column 3. Using these foreseen reconstructed signal and background cross sections and the statistical significance (SS) formula

$$\sqrt{2(s+b)\ln(1+s/b) - 2s}$$

we calculate SS for different integrated luminosities ( $L_{int}$ ) as shown in Table 2. The necessary  $L_{int}$  values to achieve 3 $\sigma$  and 5 $\sigma$  significance are also shown in Table 3 and plotted in Figure 11.

**Table 1.** Expected cross sections of the reconstructed  $gg \rightarrow H \rightarrow ZZ^{(*)} \rightarrow 4\ell$  channel and its total background at 14 TeV.

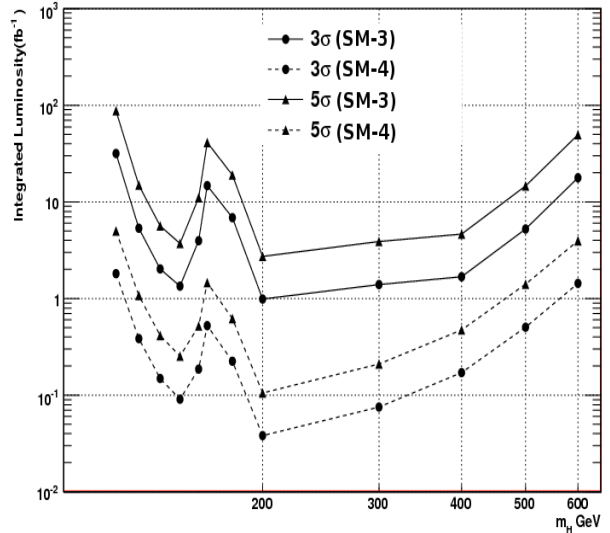
| $gg \rightarrow H \rightarrow ZZ^{(*)} \rightarrow 4\ell$ at 14 TeV |                    |        |             |
|---|--------------------|--------|-------------|
| $m_H$ (GeV)   | Cross section (fb) |        |             |
|   | Signal             |        | Background  |
|   | SM-3               | SM-4   | SM-3 & SM-4 |
| 120   | 0.281              | 1.658  | 0.198       |
| 130   | 0.816              | 4.902  | 0.197       |
| 140   | 1.511              | 9.885  | 0.189       |
| 150   | 1.94               | 14.214 | 0.172       |
| 160   | 1.03               | 8.692  | 0.223       |
| 165   | 0.484              | 4.197  | 0.253       |
| 180   | 1.32               | 11.339 | 0.951       |
| 200   | 6.68               | 55.935 | 3.09        |
| 300   | 4.21               | 28.697 | 1.65        |
| 400   | 3.34               | 14.747 | 1.21        |
| 500   | 1.66               | 6.937  | 1.14        |
| 600   | 0.76               | 3.308  | 0.914       |

**Table 2.** Expected statistical significance for various integrated luminosity values at 14 TeV.

| $gg \rightarrow H \rightarrow ZZ^{(*)} \rightarrow 4\ell$ at 14 TeV |                     |      |                   |       |                   |       |                    |       |
|---|---------------------|------|-------------------|-------|-------------------|-------|--------------------|-------|
| $m_H$ (GeV)   | 0.3fb <sup>-1</sup> |      | 1fb <sup>-1</sup> |       | 3fb <sup>-1</sup> |       | 10fb <sup>-1</sup> |       |
|   | SM-3                | SM-4 | SM-3              | SM-4  | SM-3              | SM-4  | SM-3               | SM-4  |
| 120   | 0.29                | 1.22 | 0.53              | 2.23  | 0.92              | 3.87  | 1.68               | 7.07  |
| 130   | 0.71                | 2.65 | 1.29              | 4.83  | 2.24              | 8.37  | 4.10               | 15.29 |
| 140   | 1.15                | 4.25 | 2.10              | 7.77  | 3.65              | 13.45 | 6.66               | 24.56 |
| 150   | 1.42                | 5.45 | 2.59              | 9.95  | 4.48              | 17.23 | 8.19               | 31.45 |
| 160   | 0.82                | 3.81 | 1.50              | 6.95  | 2.60              | 12.05 | 4.76               | 21.99 |
| 165   | 0.42                | 2.27 | 0.78              | 4.14  | 1.35              | 7.17  | 2.46               | 13.08 |
| 180   | 0.62                | 3.47 | 1.14              | 6.34  | 1.98              | 10.98 | 3.62               | 20.06 |
| 200   | 1.65                | 8.42 | 3.02              | 15.37 | 5.23              | 26.63 | 9.55               | 48.61 |
| 300   | 1.39                | 5.98 | 2.53              | 10.92 | 4.39              | 18.92 | 8.02               | 34.55 |
| 400   | 1.27                | 3.98 | 2.31              | 7.27  | 4.01              | 12.59 | 7.33               | 22.98 |
| 500   | 0.71                | 2.31 | 1.30              | 4.21  | 2.26              | 7.30  | 4.13               | 13.32 |
| 600   | 0.39                | 1.15 | 0.71              | 2.51  | 1.23              | 4.35  | 2.25               | 7.94  |

**Table 3.** Integrated luminosity needed for 3 $\sigma$  and 5 $\sigma$  significance at 14 TeV.

| $gg \rightarrow H \rightarrow ZZ^{(*)} \rightarrow 4\ell$ at 14 TeV |                                |               |                |               |
|---|--------------------------------|---------------|----------------|---------------|
| $m_H$ (GeV)   | Luminosity (fb <sup>-1</sup> ) |               |                |               |
|   | for 3 $\sigma$                 |               | for 5 $\sigma$ |               |
|   | SM-3 (14 TeV)                  | SM-4 (14 TeV) | SM-3 (14 TeV)  | SM-4 (14 TeV) |
| 120   | 31.65                          | 1.80          | 87.92          | 5.00          |
| 130   | 5.34                           | 0.38          | 14.83          | 1.06          |
| 140   | 2.02                           | 0.15          | 5.62           | 0.41          |
| 150   | 1.34                           | 0.01          | 3.72           | 0.25          |
| 160   | 3.97                           | 0.19          | 11.03          | 0.52          |
| 165   | 14.80                          | 0.52          | 41.11          | 1.46          |
| 180   | 6.85                           | 0.22          | 19.03          | 0.62          |
| 200   | 0.98                           | 0.04          | 2.73           | 0.10          |
| 300   | 1.39                           | 0.07          | 3.88           | 0.21          |
| 400   | 1.67                           | 0.17          | 4.65           | 0.47          |
| 500   | 5.25                           | 0.51          | 14.60          | 1.41          |
| 600   | 17.78                          | 1.42          | 49.40          | 3.97          |



**Fig. 11.** Integrated luminosity needed at 14 TeV for 3 $\sigma$  and 5 $\sigma$  for  $gg \rightarrow H \rightarrow ZZ^{(*)} \rightarrow 4\ell$  channel considering SM-3 and SM-4 cases.

It is clear that with only 500 pb<sup>-1</sup> Higgs boson will be observed at 3 $\sigma$  level in the golden mode for the SM-4 case if the mass of the Higgs is between 130 - 500 GeV. An integrated luminosity of 100 pb<sup>-1</sup> will be more than enough to scan 200 - 300 GeV Higgs at 3 $\sigma$  level. One should note that 130 - 200 GeV Higgs in SM-4 is already excluded by Tevatron.

### 4.2 $\sqrt{s} = 10$ TeV case

Table 4 shows expected cross sections after reconstruction of  $gg \rightarrow H \rightarrow ZZ^{(*)} \rightarrow 4\ell$  channel and its backgrounds. Corresponding statistical significance for various integrated luminosities are shown in Table 5 and  $L_{int}$  needed for 3 $\sigma$  and 5 $\sigma$  significance are given in Table 6 and plotted in Figure 12.

**Table 4.** Expected cross sections of the reconstructed  $gg \rightarrow H \rightarrow ZZ^{(*)} \rightarrow 4\ell$  channel and its total background at 10 TeV.

| $gg \rightarrow H \rightarrow ZZ^{(*)} \rightarrow 4\ell$ at 10 TeV |                    |                  |                         |
|---|--------------------|------------------|-------------------------|
| $m_H$ (GeV)   | Cross section (fb) |                  |                         |
|   | Signal             |                  | Background              |
|   | SM-3<br>(10 TeV)   | SM-4<br>(10 TeV) | SM-3 & SM-4<br>(10 TeV) |
| 120   | 0.160              | 0.948            | 0.100                   |
| 130   | 0.460              | 2.763            | 0.100                   |
| 140   | 0.844              | 5.521            | 0.096                   |
| 150   | 1.07               | 7.840            | 0.087                   |
| 160   | 0.56               | 4.726            | 0.113                   |
| 165   | 0.263              | 2,280            | 0.128                   |
| 180   | 0.71               | 6,099            | 0.484                   |
| 200   | 3.52               | 29,475           | 1.572                   |
| 300   | 2.05               | 13,974           | 0.839                   |
| 400   | 1.53               | 6,755            | 0.615                   |
| 500   | 0.71               | 2,967            | 0.580                   |
| 600   | 0.31               | 1,349            | 0.465                   |

**Table 6.** Integrated luminosity needed for  $3\sigma$  and  $5\sigma$  significance at 10 TeV.

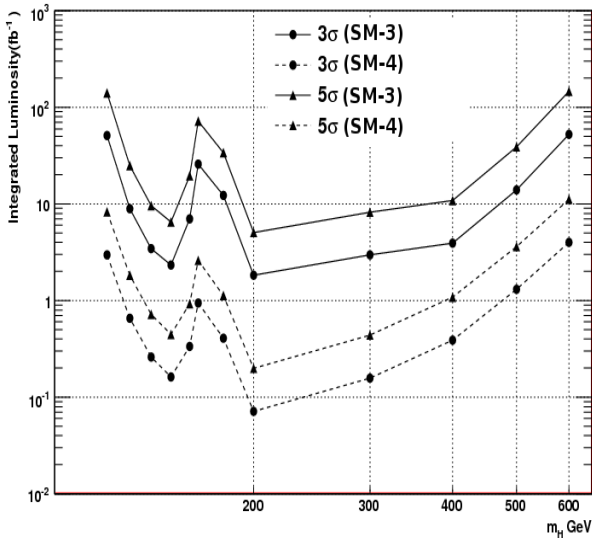
| $gg \rightarrow H \rightarrow ZZ^{(*)} \rightarrow 4\ell$ at 10 TeV |                                 |                  |                  |                  |
|---|---------------------------------|------------------|------------------|------------------|
| $m_H$ (GeV)   | Luminosity ( $\text{fb}^{-1}$ ) |                  |                  |                  |
|   | for $3\sigma$                   |                  | for $5\sigma$    |                  |
|   | SM-3<br>(10TeV)                 | SM-4<br>(10 TeV) | SM-3<br>(10 TeV) | SM-4<br>(10 TeV) |
| 120   | 50.88                           | 2.97             | 141.35           | 8.26             |
| 130   | 8.91                            | 0.65             | 24.76            | 1.83             |
| 140   | 3.46                            | 0.26             | 9.61             | 0.72             |
| 150   | 2.33                            | 0.16             | 6.49             | 0.45             |
| 160   | 7.02                            | 0.33             | 19.50            | 0.93             |
| 165   | 25.91                           | 0.94             | 72.00            | 2.61             |
| 180   | 12.22                           | 0.40             | 33.95            | 1.13             |
| 200   | 1.82                            | 0.07             | 5.07             | 0.20             |
| 300   | 2.95                            | 0.16             | 8.21             | 0.44             |
| 400   | 3.91                            | 0.38             | 10.87            | 1.08             |
| 500   | 14.01                           | 1.30             | 38.91            | 3.62             |
| 600   | 52.39                           | 4.01             | 145.53           | 11.15            |

**Table 5.** Expected statistical significance for various integrated luminosity values at 10 TeV.

| $gg \rightarrow H \rightarrow ZZ^{(*)} \rightarrow 4\ell$ at 10 TeV |                     |      |                     |      |                     |      |                     |      |
|---|---------------------|------|---------------------|------|---------------------|------|---------------------|------|
| $m_H$ (GeV)   | $0.1\text{fb}^{-1}$ |      | $0.2\text{fb}^{-1}$ |      | $0.3\text{fb}^{-1}$ |      | $0.5\text{fb}^{-1}$ |      |
|   | SM-3                | SM-4 | SM-3                | SM-4 | SM-3                | SM-4 | SM-3                | SM-4 |
| 120   | 0.13                | 0.55 | 0.19                | 0.78 | 0.23                | 0.95 | 0.30                | 1.23 |
| 130   | 0.31                | 1.17 | 0.45                | 1.65 | 0.55                | 2.02 | 0.71                | 2.61 |
| 140   | 0.51                | 1.86 | 0.72                | 2.63 | 0.88                | 3.22 | 1.14                | 4.16 |
| 150   | 0.62                | 2.36 | 0.88                | 3.34 | 1.07                | 4.09 | 1.39                | 5.28 |
| 160   | 0.35                | 1.64 | 0.50                | 2.32 | 0.62                | 2.84 | 0.80                | 3.67 |
| 165   | 0.18                | 0.98 | 0.26                | 1.38 | 0.32                | 1.69 | 0.42                | 2.18 |
| 180   | 0.27                | 1.49 | 0.38                | 2.10 | 0.47                | 2.57 | 0.61                | 3.32 |
| 200   | 0.70                | 3.55 | 0.99                | 5.02 | 1.21                | 6.15 | 1.57                | 7.94 |
| 300   | 0.55                | 2.39 | 0.78                | 3.37 | 0.95                | 4.13 | 1.23                | 5.34 |
| 400   | 0.48                | 1.52 | 0.68                | 2.15 | 0.83                | 2.63 | 1.07                | 3.39 |
| 500   | 0.25                | 0.83 | 0.36                | 1.17 | 0.44                | 1.43 | 0.57                | 1.85 |
| 600   | 0.13                | 0.47 | 0.18                | 0.67 | 0.23                | 0.81 | 0.29                | 1.05 |

### 4.3 $\sqrt{s} = 7$ TeV case

Table 7 shows expected cross sections after reconstruction of  $gg \rightarrow H \rightarrow ZZ^{(*)} \rightarrow 4\ell$  channel and its backgrounds. Corresponding statistical significance for various integrated luminosities are shown in Table 8 and  $L_{int}$  needed for  $3\sigma$  and  $5\sigma$  significance are given in Table 9 and plotted in Figure 13.  $200 \text{ pb}^{-1}$  will scan 200 - 250 GeV Higgs whereas an additional  $200 \text{ pb}^{-1}$  will scan up to 300 GeV.


**Fig. 12.** Integrated luminosity needed at 10 TeV for  $3\sigma$  and  $5\sigma$  for  $gg \rightarrow H \rightarrow ZZ^{(*)} \rightarrow 4\ell$  channel considering SM-3 and SM-4 cases.

It is seen that 200 - 250 GeV Higgs will be covered by  $100 \text{ pb}^{-1}$  and an additional  $100 \text{ pb}^{-1}$  will increase the reach up to 350 GeV.

**Table 7.** Expected cross sections of the reconstructed  $gg \rightarrow H \rightarrow ZZ^{(*)} \rightarrow 4\ell$  channel and its total background at 7 TeV.

| $gg \rightarrow H \rightarrow ZZ^{(*)} \rightarrow 4\ell$ at 7 TeV |                    |       |             |
|--|--------------------|-------|-------------|
| $m_H$ (GeV)  | Cross section (fb) |       |             |
|  | Signal             |       | Background  |
|  | SM-3               | SM-4  | SM-3 & SM-4 |
| 120  | 0.085              | 0.502 | 0.053       |
| 130  | 0.240              | 1.44  | 0.053       |
| 140  | 0.434              | 2.84  | 0.051       |
| 150  | 0.544              | 3.99  | 0.046       |
| 160  | 0.282              | 2.39  | 0.060       |
| 165  | 0.131              | 1.14  | 0.068       |
| 180  | 0.347              | 2.99  | 0.255       |
| 200  | 1.689              | 14.14 | 0.830       |
| 300  | 0.892              | 6.08  | 0.443       |
| 400  | 0.608              | 2.69  | 0.325       |
| 500  | 0.262              | 1.096 | 0.306       |
| 600  | 0.105              | 0.457 | 0.245       |

**Table 8.** Expected statistical significance for various integrated luminosity values at 7 TeV.

| $gg \rightarrow H \rightarrow ZZ^{(*)} \rightarrow 4\ell$ at 7 TeV |                     |       |                     |       |                     |       |                     |       |
|--|---------------------|-------|---------------------|-------|---------------------|-------|---------------------|-------|
| $m_H$  | $0.1\text{fb}^{-1}$ |       | $0.2\text{fb}^{-1}$ |       | $0.3\text{fb}^{-1}$ |       | $0.5\text{fb}^{-1}$ |       |
|  | SM-3                | SM-4  | SM-3                | SM-4  | SM-3                | SM-4  | SM-3                | SM-4  |
| 120  | 0.097               | 0.400 | 0.137               | 0.566 | 0.167               | 0.693 | 0.216               | 0.894 |
| 130  | 0.229               | 0.843 | 0.323               | 1.192 | 0.396               | 1.460 | 0.511               | 1.885 |
| 140  | 0.363               | 1.330 | 0.514               | 1.880 | 0.629               | 2.303 | 0.812               | 2.974 |
| 150  | 0.438               | 1.677 | 0.620               | 2.371 | 0.759               | 2.904 | 0.980               | 3.749 |
| 160  | 0.251               | 1.157 | 0.355               | 1.637 | 0.435               | 2.004 | 0.561               | 2.587 |
| 165  | 0.129               | 0.684 | 0.182               | 0.967 | 0.223               | 1.184 | 0.288               | 1.529 |
| 180  | 0.184               | 1.024 | 0.261               | 1.449 | 0.320               | 1.774 | 0.413               | 2.291 |
| 200  | 0.471               | 2.416 | 0.666               | 3.417 | 0.815               | 4.184 | 1.053               | 5.402 |
| 300  | 0.341               | 1.514 | 0.482               | 2.141 | 0.590               | 2.623 | 0.702               | 3.386 |
| 400  | 0.274               | 0.897 | 0.388               | 1.268 | 0.475               | 1.553 | 0.614               | 2.005 |
| 500  | 0.134               | 0.455 | 0.189               | 0.644 | 0.232               | 0.789 | 0.299               | 1.019 |
| 600  | 0.063               | 0.237 | 0.089               | 0.335 | 0.109               | 0.411 | 0.141               | 0.530 |

**Table 9.** Integrated luminosity needed for 3 $\sigma$  and 5 $\sigma$  significance at 7 TeV.

| $gg \rightarrow H \rightarrow ZZ^{(*)} \rightarrow 4\ell$ at 7 TeV |                                 |      |                |      |
|--|---------------------------------|------|----------------|------|
| $m_H$ (GeV)  | Luminosity ( $\text{fb}^{-1}$ ) |      |                |      |
|  | for 3 $\sigma$                  |      | for 5 $\sigma$ |      |
|  | SM-3                            | SM-4 | SM-3           | SM-4 |
| 120  | 96.4                            | 5.62 | 268            | 15.6 |
| 130  | 17.2                            | 1.27 | 47.8           | 3.52 |
| 140  | 6.82                            | 0.51 | 18.9           | 1.41 |
| 150  | 4.68                            | 0.32 | 13.0           | 0.89 |
| 160  | 14.3                            | 0.67 | 39.7           | 1.87 |
| 165  | 54.0                            | 1.92 | 150            | 5.35 |
| 180  | 26.4                            | 0.86 | 73.4           | 2.38 |
| 200  | 4.06                            | 0.15 | 11.3           | 0.43 |
| 300  | 7.75                            | 0.39 | 21.5           | 1.09 |
| 400  | 11.9                            | 1.12 | 33.2           | 3.11 |
| 500  | 50.3                            | 4.34 | 140            | 12.1 |
| 600  | 227                             | 16.0 | 632            | 44.4 |

**Table 10.** Integrated Luminosities (in  $\text{fb}^{-1}$ ) needed to achieve 3 or 5  $\sigma$  significance at different center of mass energies.

| Energy | $L_{int}(\text{fb}^{-1})$ for 3 $\sigma$ | $L_{int}(\text{fb}^{-1})$ for 5 $\sigma$ |
|--------|--|--|
| 14 TeV | 0.07                                     | 0.21                                     |
| 10 TeV | 0.16                                     | 0.44                                     |
| 7 TeV  | 0.39                                     | 1.09                                     |

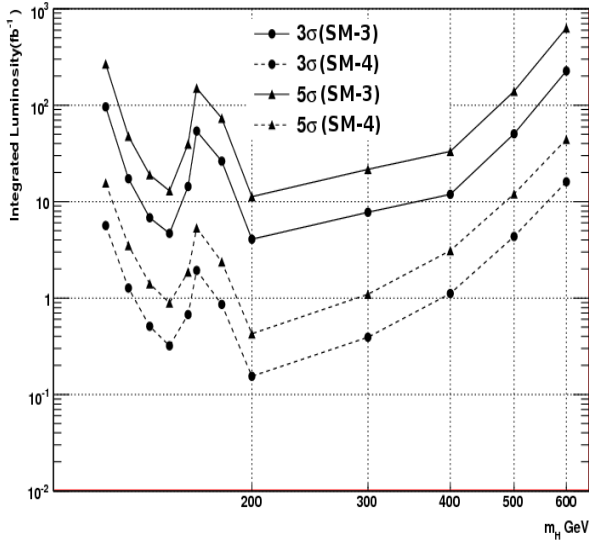
## 5 Conclusions

Assuming that nature prefers the SM-4 case, Fermilab already excludes Higgs masses up to 200 GeV. In contrast to SM-3, in SM-4 case electroweak precision data favors a heavier Higgs [13]. Hence, during the next couple of years we will experience tough competition between the two hadron colliders: running Tevatron and soon to run LHC. In our opinion, corresponding experiments at both machines should seriously consider SM-4 predictions.

We are grateful to V. N. Şenoguz and G. Ünel for useful discussion and crucial remarks. This work is supported in part by the Turkish Atomic Energy Authority (TAEK).

## References

1. H. Fritzsch, "Light neutrinos, nonuniversality of leptonic weak interaction and a fourth massive generation", MPI-PH-92-42, Phys. Lett. B **289** (1992) 92.
2. A. Datta, "Flavor democracy calls for the fourth generation", hep-ph/9207248, PRINT-92-0285 (JADAVPUR), IC-92-164, Pramana **40** (1993) L503.
3. A. Celikel, A. K. Ciftci and S. Sultansoy, "A Search for fourth SM family", AU-HEP-94-12, Phys. Lett. B **342** (1995) 257.
4. S. Sultansoy, "Four ways to TeV scale", AU-HEP-97-04, Turk. J. Phys. **22** (1998) 575.
5. S. Sultansoy, "Four remarks on physics at LHC", AU-HEP-97-05, Invited talk given at the ATLAS week, Geneva, Switzerland,
6. P. H. Frampton, P. Q. Hung and M. Sher, "Quarks and leptons beyond the third generation", hep-ph/9903387, IFP-759-UNCA, WM-99-104, Phys. Rept. **330** (2000) 263.
7. S. Sultansoy, "Why the four SM families", AU-HEP-00-04, hep-ph/0004271, (2000).
8. S. Sultansoy, "Flavor Democracy in Particle Physics", hep-ph/0610279, AIP Conf. Proc. **899** (2007) 49.
9. S. Sultansoy, "The Naturalness of the Fourth SM Family", arXiv:0905.2874[hep-ph], (2009).
10. B. Holdom *et al.*, "Four Statements about the Fourth Generation.", arXiv:0904.4698[hep-ph], (2009).
11. H.-J. He, N. Polonsky and S. Su, "Extra Families, Higgs Spectrum and Oblique Corrections", arXiv:hep-ph/0102144, CALT-68-2313, MIT-CTP-3080, UT-HEP-01-018, Phys. Rev. D **64** (2001) 053004.
12. V. A. Novikov *et al.*, "Extra generations and discrepancies of electroweak precision data", arXiv:hep-ph/0111028, Phys. Lett. B **529** (2002) 111.

**Fig. 13.** Integrated luminosity needed at 7 TeV for 3 $\sigma$  and 5 $\sigma$  for  $gg \rightarrow H \rightarrow ZZ^{(*)} \rightarrow 4\ell$  channel considering SM-3 and SM-4 cases.

### 4.4 300 GeV Higgs with 500 GeV fourth family

If the common Yukawa coupling constant is equal to SU(2) gauge coupling  $g_w$  then flavour democracy predicts the mass value about 500 GeV for fourth family quarks. It is interesting to note that this mass value also allows to explain several "anomalies" in  $B$ ,  $B_s$  mixings and decays involving CP observables [45,46]. If one considers the quartic coupling constant of the Higgs self interaction also to be equal to  $g_w$ , the Higgs boson mass is predicted to be around 300 GeV. In such a case the enhancement factor in  $gg \rightarrow H$  production is 7 (Figure 3) and the  $H \rightarrow ZZ$  branching ratio is 0.3 (Figure 7). The integrated luminosity to achieve 3 $\sigma$  and 5 $\sigma$  significance in such a situation at different center of mass energies are shown in Table 10.

13. G. D. Kribs *et al*, "Four generations and Higgs physics", arXiv:0706.3718[hep-ph], ANL-HEP-PR-07-39, Phys. Rev. D **76** (2007) 075016.
14. V. E. Ozcan, S. Sultansoy and G. Unel, "Possible Discovery Channel for New Charged Leptons at the LHC.", arXiv:0903.3177, J. Phys. G **36** (2009) 095002.
15. "Beyond the 3SM generation at the LHC era" workshop, CERN, 04-05 September 2003 <http://indico.cern.ch/conferenceDisplay.py?confId=33285>
16. E. Arik *et al*, "Enhancement of the Standard Model Higgs Boson Production Crosssection with the Fourth Standard Model Family Quarks", ATLAS Internal Note ATL-PHYS-98-125 (1998).
17. ATLAS Collaboration, "ATLAS TDR", **V2** Ch18, CERN/LHCC/99-15 (1999).
18. I. F. Ginzburg, I. P. Ivanov and A. Schiller, "Search for fourth generation quarks and leptons at the Fermilab Tevatron and CERN Large Hadron Collider", hep-ph/9802364, UL-NTZ-03-98, Phys. Rev. D **60** (1999) 095001.
19. S. Sultansoy, "The 'Golden mode' at the upgraded Tevatron?", hep-ex/0010037, (2000).
20. E. Arik *et al*, "With four standard model families, the LHC could discover the Higgs boson with a few fb<sup>-1</sup>", hep-ph/0109037, ATLAS Scientific Note SN-ATLAS-2001-005, Eur. Phys. J. C **26** (2002) 9.
21. O. Çakir and S. Sultansoy, "The Fourth SM family enhancement to the golden mode at the upgraded Tevatron", hep-ph/0106312, Phys. Rev. D **65** (2002) 013009.
22. E. Arik *et al*, "Consequences of the extra SM families on the Higgs boson production at Tevatron and CERN LHC", hep-ph/0203257, Phys. Rev. D **66** (2002) 033003.
23. E. Arik *et al*, "Observability of the Higgs boson and extra SM families at the Tevatron", hep-ph/0502050, Acta Phys. Polon. B **37** (2006) 2839.
24. E. Arik, S. A. Çetin and S. Sultansoy, "The impact of the fourth SM family on the Higgs observability at the LHC", arXiv:0708.0241[hep-ph], Balk. Phys. Lett. **15** N4 (2007) 1.
25. V. D. Barger and R. J. Phillips, "Collider Physics", Addison-Wesley (1987).
26. S. Sultansoy and G. Ünel, "'Silver' mode for the heavy Higgs search in the presence of a fourth SM family", arXiv:0707.3266[hep-ph], Turk. J. Phys. **31** (2007) 295.
27. T. Çuhadar-Donszelmann *et al*, "Fourth Family Neutrinos and the Higgs Boson", arXiv:0806.4003[hep-ph], JHEP **0810** (2008) 074.
28. CDF Collaboration, "CDF Search for Higgs to WW\* Production using a Combined Matrix Element and Neural Network Technique", [http : //www - cdf.fnal.gov/physics/new/hdg/results/hwwmnen090710/](http://www-cdf.fnal.gov/physics/new/hdg/results/hwwmnen090710/) (2009).
29. D0 Collaboration, "Search for Higgs Boson Production in Dilepton plus Missing Transverse Energy Final States with 3.04.2 fb1 of pp Collisions at ps = 1:96 TeV", D0 Note 5871-CONF (2009).
30. W. M. Yao for the CDF and D0 Collaborations, "Neutral Higgs boson search at Tevatron", FERMILAB-CONF-04-307-E, Beijing ICHEP 2004, vol.2, 1228, hep-ex/0411053, (2004).
31. V. Buescher, "Searches for Higgs bosons and supersymmetry at the Tevatron", FERMILAB-CONF-04-356-E, Tsukuba 2004, 'Supersymmetry and unification of fundamental interactions' 17-32, hep-ex/0411063, (2004).
32. W. M. Yao, "Top quark and Higgs physics at the Tevatron", LBNL-56547, (2004)
33. V. Buescher and K. Jakobs, "Higgs boson searches at hadron colliders", hep-ph/0504099, Int. J. Mod. Phys. A **20** (2005) 2523.
34. V.M. Abazov *et al*; by D0 Collaboration, "Search for the Higgs boson in H → WW\*(\*) decays in p anti-p collisions at √s = 1.96 TeV", FERMILAB-PUB-05-377-E, hep-ex/0508054, Phys. Rev. Lett. **96** (2006) 011801.
35. A. Abulencia *et al*; by CDF Collaboration, "Search for a neutral Higgs boson decaying to a W boson pair in p antip collisions at √s = 1.96 TeV", FERMILAB-PUB-06-154-E, hep-ex/0605124, Phys. Rev. Lett. **97** (2006) 081802.
36. A. Soha for the CDF Collaboration, "New phenomena searches at CDF", FERMILAB-CONF-06-157-E, (2006).
37. A. Meyer, "Searches for New Phenomena at the Tevatron and at HERA", FERMILAB-CONF-06-404-E, hep-ex/0610001, (2006).
38. G. Bernardi for the D0 Collaboration, "Searches and Prospects for the Standard Model Higgs boson at the Tevatron", ICHEP 06, hep-ex/0612046, (2006).
39. T. Nunnemann for the D0 and CDF Collaborations, "Searches for the Higgs boson and supersymmetry at the Tevatron", arXiv:0710.0248[hep-ex], Frascati Phys. Ser. **44** (2007) 475.
40. ATLAS Collaboration, "The ATLAS Experiment at the CERN Large Hadron Collider", Journal of Instrumentation **3** (1999) S08003.
41. ATLAS Collaboration, "Expected Performance of the ATLAS Experiment - Detector, Trigger and Physics", arXiv:0901.0512 [hep-ex] (2009).
42. M. Spira, "HIGLU", DESY-T-95-05, hep-ph/9510347 (1995).
43. CompHEP Collaboration, "Automatic computations from Lagrangians to events", arXiv:hep-ph/0403113, Nucl. Instrum. Meth. A **534** (2004) 250; A.Pukhov *et al*, "CompHEP - a package for evaluation of Feynman diagrams and integration over multi-particle phase space, INP MSU report 98-41/542, arXiv:hep-ph/9908288 (1998).
44. J. M. Campbell *et al*, "Normalizing Weak Boson Pair Production at the Large Hadron Collider", arXiv:0906.2500 (2009).
45. A. Soni *et al*, "The Fourth family: A Natural explanation for the observed pattern of anomalies in B-CP asymmetries.", arXiv:0807.1971 (2008).
46. A. Soni, "The '4th generation', B-CP anomalies and the LHC.", arXiv:0907.2057 (2009).