

# Population switching and charge sensing in quantum dots: A case for a quantum phase transition

Moshe Goldstein,<sup>1</sup> Richard Berkovits,<sup>1</sup> and Yuval Gefen<sup>2</sup>

<sup>1</sup>The Minerva Center, Department of Physics, Bar-Ilan University, Ramat-Gan 52900, Israel

<sup>2</sup>Department of Condensed Matter Physics, The Weizmann Institute of Science, Rehovot 76100, Israel

A broad and a narrow level of a quantum dot connected to two external leads may swap their respective occupancies as a function of an external gate voltage. By mapping this problem onto a multi-flavored Coulomb-gas we show that such population switching is not abrupt. However, trying to measure it by adding a third electrostatically coupled lead may render this switching an abrupt first order quantum phase transition. This is related to the interplay of the Mahan mechanism versus the Anderson orthogonality catastrophe, in similitude to the Fermi edge singularity. A concrete setup for experimental observation of this effect is also suggested.

PACS numbers: 73.21.La, 72.10.Fk, 71.27.+a

The phenomenon of *population switching* (PS) [1–3] occurs in a discrete level quantum dot (QD) — e.g., a QD with one broad and one narrow level. Upon a continuous variation of a plunger gate voltage the occupation numbers of the levels are inverted, cf. Fig. 1. This phenomenon is relevant to a wide range of experimentally observed effects, including the widely used technique of *charge sensing* [4] and, possibly, the occurrence of a large shot noise Fano factor through a QD [5], as well as correlated lapses [6] of the transmission phase through a QD [7, 8]. One particularly intriguing question in this context is whether or not (at zero temperature) PS is abrupt, and hence constitutes a first order quantum phase transition (QPT).

In the following we address this question in the context of a two level QD coupled to leads of spinless non-interacting electrons. This is mapped onto a system of two single level QDs, each coupled to a single lead (cf. Fig. 2). We formulate the problem in terms of a multi-flavored Coulomb-gas (CG), perform a renormalization group (RG) analysis of this 15 parameter problem, and show that its low temperature behavior is akin to an antiferromagnetic Kondo problem, hence no QPT occurs. This is dramatically changed when a third lead (e.g., a quantum point contact, QPC, serving as a charge sen-

sor) is electrostatically coupled to one of the QDs. The model may then scale to the ferromagnetic Kondo problem, and by tuning the strength of the third lead coupling one induces a QPT.

The problem at hand can be viewed within an even broader context. The features of the Fermi edge singularity are the result of the competition between the Anderson orthogonality catastrophe and the Mahan exciton physics [9]. The fact that the latter wins gives rise to the divergence at the X-ray absorption edge. Such an interplay is present here too. Turning on the electrostatic coupling to the third lead increases the weight of the orthogonality catastrophe. The latter eventually wins, suppressing transitions between charge configurations before and after PS takes place. This implies a QPT between these two configurations. Our setup then serves as a handy laboratory which allows us to control and tune the relative strengths of two fundamental effects in many-body physics.

The original system of spinless electrons, made of a two (unequal) orbital level QD connected to two leads [cf. Fig. 2(a)], is described by the Hamiltonian  $H = \tilde{H}_{\text{lead}} + \tilde{H}_{\text{dot}} + \tilde{H}_{\text{dot-lead}}$ . We assume the leads to be non-interacting, and the dot-lead tunneling matrix elements  $\tilde{V}_{i\ell}$  ( $i = 1, 2$  and  $\ell = L, R$  for left, right) to be real and possess left-right symmetry,  $|\tilde{V}_{iL}| = |\tilde{V}_{iR}|$  (effects of asymmetry are discussed later). We will consider the more intricate case  $\text{sgn}(\tilde{V}_{1L}\tilde{V}_{1R}\tilde{V}_{2L}\tilde{V}_{2R}) = -1$  [7]. We now map the original model onto a modified one consisting of two single-level QDs, cf. Fig. 2(b). The Fermi operators  $\psi_L$  and  $\psi_R$  of the new leads are made of symmetric and antisymmetric combinations of the original  $\tilde{\psi}_L$  and  $\tilde{\psi}_R$ , respectively. The Hamiltonian is  $H = \sum_{\ell} H_{\ell} + H_U$ , with  $H_{\ell} = H_{\ell,\text{lead}} + H_{\ell,\text{dot}} + H_{\ell,\text{dot-lead}}$  where  $H_{\ell,\text{lead}}$  describes the Fermi liquid of the respective lead,  $H_{\ell,\text{dot}} = \varepsilon_{\ell} d_{\ell}^{\dagger} d_{\ell}$  ( $d_{\ell}^{\dagger}$  is the creation operator at dot  $\ell$ ),  $H_{\ell,\text{dot-lead}} = V_{\ell} d_{\ell}^{\dagger} \psi_{\ell}(0) + \text{H.c.}$  with  $V_L = \sqrt{2}|\tilde{V}_{1L}|$  and  $V_R = \sqrt{2}|\tilde{V}_{2R}|$ , and, finally,  $H_U = U d_L^{\dagger} d_L d_R^{\dagger} d_R$ . The dot-lead coupling gives rise to level widths  $\Gamma_{\ell} = \pi|V_{\ell}|^2 \rho_{\ell}$ ,

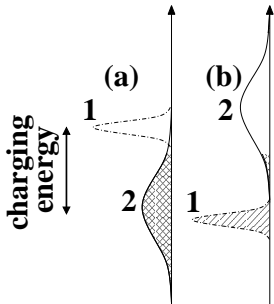


FIG. 1: Respective occupation of levels 1 and 2 (a) before and (b) after population switching has taken place.

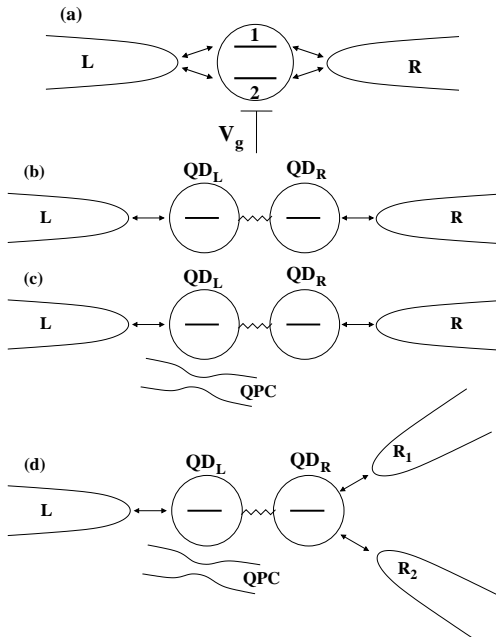


FIG. 2: The systems discussed: (a) the original model of a two-level quantum dot; (b) an equivalent model of two electrostatically-coupled single-level QDs; (c) a third terminal (QPC) added; (d) right level tunnel-coupled to two leads.

where  $\rho_\ell$  are the local densities of states.

Using standard techniques, we can rewrite the partition function as that of a classical multi-flavor one-dimensional CG [10–13]. The imaginary time history of the system (a circle of circumference  $1/T$ , the inverse temperature) is divided into intervals in which the system is in one of four states spanning the filling configurations of the two dots:  $\alpha = 00, 10, 01$ , and  $11$  (cf. Fig. 3). The state  $\alpha$  has dimensionless energy  $h_\alpha$ . These intervals are separated by transition events, the CG particles. A transition from configuration  $\alpha$  to  $\beta$  ( $\alpha \neq \beta$ ) is associated with a fugacity  $y_{\alpha\beta} = y_{\beta\alpha}$ , and a two-component vector charge  $\vec{e}_{\alpha\beta} = -\vec{e}_{\beta\alpha}$  (the two components correspond to the charge removed from the  $L$  and  $R$  lead, respectively, cf. Table I). The partition function reads:

$$Z = \sum_{N=0}^{\infty} \sum_{\alpha_i, \beta_i} y_{\alpha_1 \beta_1} \cdots y_{\alpha_N \beta_N} \int_0^{1/T} \frac{d\tau_{2N}}{\xi} \cdots \int_0^{\tau_{2N}-\xi} \frac{d\tau_1}{\xi} e^{-S(\{\tau_i, \alpha_i\})} \quad (1)$$

where  $\beta_i = \alpha_{i+1}$ ,  $N+1 \equiv 1$ , and  $\xi$  is a short-time cutoff. The classical CG action is:

$$S(\{\tau_i, \alpha_i\}) = \sum_{i < j=1}^N \vec{e}_{\alpha_i \beta_i} \cdot \vec{e}_{\alpha_j \beta_j} V_C(\tau_j - \tau_i) + \sum_{i=1}^N h_{\beta_i} \frac{\tau_{i+1} - \tau_i}{\xi} \quad (2)$$

with  $V_C(\tau - \tau') = \ln \{ \pi T \xi / \sin[\pi T(\tau - \tau')] \}$ . Bare values of the CG parameters are listed in Table I.

We can now write down a set of 15 RG equations for the CG parameters (valid to second order in the fugacities

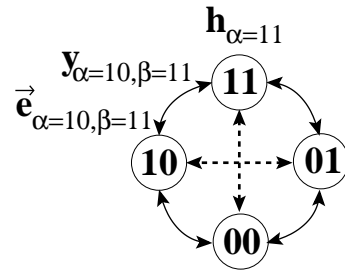


FIG. 3: Illustration of the parameters characterizing the CG [Eqs. (1)–(2)]:  $h_{\alpha=11}/\xi$  is the energy associated with the state  $11$ ; its bare value is  $(\varepsilon_L + \varepsilon_R + U)$ . The transition depicted involves the fugacity  $y_{\alpha=10, \beta=11}$  and the charge  $\vec{e}_{\alpha=10, \beta=11}$ , whose bare values are  $\sqrt{\Gamma_R \xi / \pi}$  and  $(0, 1)$ , respectively (see Table I). Dashed lines indicate couplings generated through RG iterations, e.g.,  $y_{10, 01}$  (corresponding to  $\rho J_{xy}/2$ ).

TABLE I: Parameters appearing in the CG expansion [Eqs. (1)–(2)], corresponding to the system depicted in Fig. 2(b).

Fugacities	Charges	Energies
$y_{00,10} = \sqrt{\Gamma_L \xi / \pi}$	$\vec{e}_{00,10} = (1, 0)$	$h_{00} = 0$
$y_{00,01} = \sqrt{\Gamma_R \xi / \pi}$	$\vec{e}_{00,01} = (0, 1)$	$h_{10} = \varepsilon_L \xi$
$y_{10,11} = \sqrt{\Gamma_R \xi / \pi}$	$\vec{e}_{10,11} = (0, 1)$	$h_{01} = \varepsilon_R \xi$
$y_{01,11} = \sqrt{\Gamma_L \xi / \pi}$	$\vec{e}_{01,11} = (1, 0)$	$h_{10} = (\varepsilon_L + \varepsilon_R + U)\xi$
$y_{10,01} = 0$	$\vec{e}_{10,01} = (-1, 1)$	
$y_{00,11} = 0$	$\vec{e}_{00,11} = (1, 1)$	

but otherwise exact; here  $\kappa_{\alpha\beta} \equiv |\vec{e}_{\alpha\beta}|^2$  and  $\kappa_{\beta\gamma}^\alpha \equiv \kappa_{\alpha\beta} + \kappa_{\alpha\gamma} - \kappa_{\beta\gamma}$  [10, 11]:

$$\frac{dy_{\alpha\beta}}{d \ln \xi} = \frac{2 - \kappa_{\alpha\beta}}{2} y_{\alpha\beta} + \sum_{\gamma} y_{\alpha\gamma} y_{\gamma\beta} e^{(h_\alpha + h_\beta)/2 - h_\gamma}, \quad (3)$$

$$\frac{d\kappa_{\alpha\beta}}{d \ln \xi} = - \sum_{\gamma} y_{\alpha\gamma}^2 e^{h_\alpha - h_\gamma} \kappa_{\beta\gamma}^\alpha - \sum_{\gamma} y_{\beta\gamma}^2 e^{h_\beta - h_\gamma} \kappa_{\alpha\gamma}^\beta, \quad (4)$$

$$\frac{dh_\alpha}{d \ln \xi} = h_\alpha - \sum_{\gamma} y_{\alpha\gamma}^2 e^{h_\alpha - h_\gamma} + \frac{1}{4} \sum_{\beta, \gamma} y_{\beta\gamma}^2 e^{h_\beta - h_\gamma}. \quad (5)$$

We now address the parameter regime in the vicinity of population switching. This requires a small level separation,  $|\varepsilon_L - \varepsilon_R| < |\Gamma_L - \Gamma_R|$ . Defining  $\varepsilon_0 = (\varepsilon_L + \varepsilon_R)/2$ , we have, in the Coulomb-blockade valley,  $|\varepsilon_0|, \varepsilon_0 + U \gg \Gamma_L, \Gamma_R$ . The RG flow is then divided into three stages: (i)  $\xi^{-1} \gg \max(|\varepsilon_0|, \varepsilon_0 + U)$ , all four filling configurations take equal part in the RG flow; (ii)  $\min(|\varepsilon_0|, \varepsilon_0 + U) \ll \xi^{-1} \ll \max(|\varepsilon_0|, \varepsilon_0 + U)$ , the higher energy configuration between  $00$  and  $11$  drops out; (iii)  $\xi^{-1} \ll \min(|\varepsilon_0|, \varepsilon_0 + U)$ , only configurations  $10$  and  $01$  survive. In this last stage we are left with a CG of only a single type of transitions — equivalent to the single channel anisotropic Kondo model [10]. The main effect of the first two stages of the flow is to establish the fugacity of the  $10 \rightleftharpoons 01$  transition, (via virtual processes through the

doubly occupied and unoccupied states, 11 and 00), as well as to renormalize the corresponding charge and the energy difference between these states.

The resulting Kondo model has the following couplings, to leading order in  $\Gamma_\ell$  (all the parameters refer to their bare values) [13]:

$$\rho J_z = 1 - \frac{\kappa_{10,01}}{2} + \left[ \frac{\Gamma_L}{2\pi} \left( \frac{Q_{2\kappa_{00,10}}(|\varepsilon_L|\xi)}{|\varepsilon_L|} \kappa_{01,00}^{10} + \frac{Q_{2\kappa_{01,11}}([\varepsilon_L + U]\xi)}{\varepsilon_L + U} \kappa_{10,11}^{01} \right) + \{L \leftrightarrow R, 10 \leftrightarrow 01\} \right], \quad (6)$$

$$\rho J_{xy} = \frac{2\sqrt{\Gamma_L \Gamma_R}}{\pi} \left[ \frac{Q_{\kappa_{00,10} + \kappa_{00,01}}(|\varepsilon_0|\xi)}{|\varepsilon_0|} + \frac{Q_{\kappa_{10,11} + \kappa_{01,11}}([\varepsilon_0 + U]\xi)}{\varepsilon_0 + U} \right], \quad (7)$$

$$H_z = \varepsilon_L - \varepsilon_R - \frac{\Gamma_L}{\pi} [P_{2\kappa_{00,10}}(|\varepsilon_L|\xi) - P_{2\kappa_{01,11}}([\varepsilon_L + U]\xi)] + \frac{\Gamma_R}{\pi} [P_{2\kappa_{00,01}}(|\varepsilon_R|\xi) - P_{2\kappa_{10,11}}([\varepsilon_R + U]\xi)], \quad (8)$$

where  $P_a(x) = \Gamma(1 - a/2)/x^{1-a/2}$ ,  $Q_a(x) = (1 - a/2)P_a(x)$ . For the system discussed thus far (cf. Table I) the bare values are  $\kappa_{\alpha\beta} = 1$  for all  $\alpha, \beta$  except  $\kappa_{10,01} = \kappa_{00,11} = 2$ . We then find:

$$\rho J_z = \frac{\Gamma_L}{\pi} \left( \frac{1}{\varepsilon_L + U} + \frac{1}{|\varepsilon_L|} \right) + \frac{\Gamma_R}{\pi} \left( \frac{1}{\varepsilon_R + U} + \frac{1}{|\varepsilon_R|} \right), \quad (9)$$

$$\rho J_{xy} = \frac{2\sqrt{\Gamma_L \Gamma_R}}{\pi} \left( \frac{1}{\varepsilon_0 + U} + \frac{1}{|\varepsilon_0|} \right), \quad (10)$$

$$H_z = \varepsilon_L - \varepsilon_R - \frac{\Gamma_L}{\pi} \ln \frac{\varepsilon_L + U}{|\varepsilon_L|} + \frac{\Gamma_R}{\pi} \ln \frac{\varepsilon_R + U}{|\varepsilon_R|}, \quad (11)$$

in agreement with the poor man's scaling of Refs. 8.  $H_z$  will change sign as the gate voltage is swept across the Coulomb blockade valley, provided that  $|\varepsilon_L - \varepsilon_R| < |\Gamma_L - \Gamma_R|$ , hence the spin projection  $\langle S_z \rangle$  will also change sign, implying a PS. Since  $J_{xy}$  and  $J_z$  are antiferromagnetic, they flow to strong coupling, so the PS will be continuous over the scale of the Kondo temperature,  $T_K = \frac{\sqrt{U(\Gamma_L + \Gamma_R)}}{\pi} \exp \left[ \frac{\pi \varepsilon_0 (U + \varepsilon_0)}{2U(\Gamma_L - \Gamma_R)} \ln \left( \frac{\Gamma_L}{\Gamma_R} \right) \right]$ .

The problem becomes much more intriguing when an electrostatically coupled third lead (e.g., a QPC charge sensor) is introduced, cf. Fig. 2(c). The sensor adds to the Hamiltonian a term  $H_S = H_{\text{lead}}^S + U_S: \psi_S^\dagger(0)\psi_S(0) : (d_L^\dagger d_L - \frac{1}{2})$ , consisting of the Hamiltonian of a free lead plus an interaction term. One may re-employ the CG formalism, but now  $\vec{e}_{\alpha\beta}$  consists of three components [11, 13]. Denoting the population of dot  $L$  in state  $\alpha$  by  $n_{L\alpha}$ , the third component of  $\vec{e}_{\alpha\beta}$  is given by  $(n_{L\beta} - n_{L\alpha})\delta_S/\pi$ , with  $\delta_S = 2 \tan^{-1}(\pi \rho_S U_S/2)$  being the change in phase shift of the electronic wavefunctions of the QPC caused by a change in the population of dot  $L$ , and  $\rho_S$  the corresponding local density of states. The resulting RG equations [Eqs. (3)–(5)] and their general solution [Eqs. (6)–(8)] are as before. Now, however, the bare values are  $\kappa_{00,01} = \kappa_{10,11} = 1$ ,  $\kappa_{00,10} = \kappa_{01,11} = 1 + (\delta_S/\pi)^2$ , and  $\kappa_{00,11} = \kappa_{01,10} = 2 + (\delta_S/\pi)^2$ . At low energies we are still left with an effective Kondo

model. The main effect of the QPC would be to reduce  $\rho J_z$  by  $(\delta_S/\pi)^2/2$ , through the first term on the r.h.s. of Eq. (6). It may then drive the system to the weak coupling (ferromagnetic Kondo) regime, and render the PS an abrupt first order QPT. For this to happen the QPC charge sensitivity does not need to be too high; we require  $\rho_S U_S \sim \{ \sum_\ell \Gamma_\ell [(\varepsilon_\ell + U)^{-1} + |\varepsilon_\ell|^{-1}] \}^{1/2} \ll 1$ . The transition at  $J_z = -J_{xy}$  between the continuous and discontinuous PS regimes is of the Kosterlitz-Thouless type.

Our analysis here can be put in a more general context. Around the point where PS takes place we need to consider only pseudo-spin up (10) and down (01) states. Let us first ignore the QPC. Processes in which an electron (or a hole) hops in and out of a level (pseudo-spin diagonal,  $J_z$ -type processes) give rise to an effective repulsive interaction between the charge of each level and the charge at the end of the nearby lead, of the form  $\sum_\ell U_\ell: \psi_\ell^\dagger(0)\psi_\ell(0) : (d_\ell^\dagger d_\ell - \frac{1}{2})$ ,  $U_\ell = |V_\ell|^2 [(\varepsilon_\ell + U)^{-1} + |\varepsilon_\ell|^{-1}]$ . These correspond [by Eq. (9)] to the usual  $J_z S_z s_z(0)$  coupling generated in the ordinary Anderson model. A process of the type  $10 \rightleftharpoons 01$  (pseudo-spin flip,  $J_{xy}$  process) contributes to the hybridization of these two configurations, hence (if relevant) to a smearing of the PS. The aforementioned effective repulsion introduces two competing elements into this dynamics. On the one hand,  $10 \rightleftharpoons 01$  involves a change in the leads' state, hence is suppressed by the Anderson orthogonality catastrophe. On the other hand, an electron settling in one of the levels has prepared itself a hole in the lead into which it can hop (a Mahan exciton). This facilitates tunneling out and in (by reducing Pauli-blockade), thus enhancing hybridization of  $10 \rightleftharpoons 01$ . The overall scaling dimension is given by  $d_{xy} = 1 - (\delta_L + \delta_R)/\pi + (\delta_L^2 + \delta_R^2)/2\pi^2$ , where  $\delta_\ell = 2 \tan^{-1}(\pi \rho_\ell U_\ell/2)$  is the phase-shift change in lead  $\ell$  as a result of the  $10 \rightleftharpoons 01$  transition. In this expression for  $d_{xy}$  the linear (quadratic) term in  $\delta_\ell$  denotes the contribution of the Mahan (Anderson) physics [14]. Since  $\delta_\ell < \pi$ ,  $d_{xy} < 1$  (relevant), so PS is a continuous crossover. How-

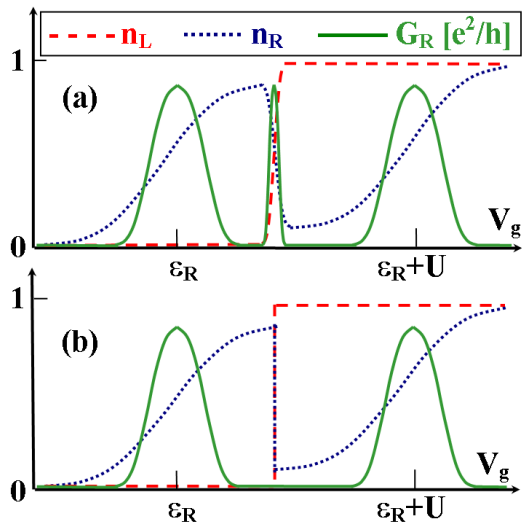


FIG. 4: (Color online) Schematic behavior of the level populations ( $n_L$  and  $n_R$ ) and the conductance through the right level (taking it as the wider one) for (a) continuous or (b) abrupt switching. See the text for further details.

ever, when a third lead is added, the scaling dimension is increased by  $(\delta_S/\pi)^2/2$ , the extra orthogonality associated with the QPC [in addition to a less important renormalization of the other terms, cf. Eqs. (6)-(8)]. This may turn the Anderson effect dominant, and the population switching abrupt.

Our results might raise the following concern: the QPC can be thought of as a measuring device (detector of the population of one QD). At the same time, it is the introduction of this QPC which drives the population switching from a mere crossover to a genuine QPT. How then could one detect the difference between having and not having a coupled QPC, i.e., between having and not having a QPT? A solution can be achieved by attaching an additional lead to, say, the right QD [cf. Fig. 2(d)]. Our analysis remains unchanged, provided  $t_R$  is replaced by  $\sqrt{|t_{R1}|^2 + |t_{R2}|^2}$ , where  $t_{R1(2)}$  is the tunneling amplitude to lead  $R_{1(2)}$ . Now, however, one could measure the conductance  $G_R$  through the right level, which will be related to the average population of the latter,  $n_R$ , by the Friedel sum rule:  $G_R = \frac{e^2}{h} \left( \frac{2|t_{R1}t_{R2}|}{|t_{R1}|^2 + |t_{R2}|^2} \right)^2 \sin^2(\pi n_R)$ . Thus, in the regime of continuous switching, in addition to the two usual Coulomb-blockade peaks (of width  $\Gamma_R$ ) one will find a “correlation induced resonance” (CIR) [7, 8] of width  $UT_K/|\Gamma_R - \Gamma_L|$  [Fig. 4(a)]; as the electrostatic coupling to the QPC increases,  $T_K$  will decrease in a Kosterlitz-Thouless fashion,  $\ln T_K \sim (U_S^* - U_S)^{-1/2}$ , until we reach the abrupt population switching regime at  $U_S \geq U_S^*$ . From that point on the CIR disappears [Fig. 4(b)]. Further details will be discussed elsewhere [13].

The analysis presented here, while specifically tack-

ling the ubiquitous physics of population switching and charge sensing, is close to earlier studies of QPTs involving two-level systems [15], including Kondo models coupled to Ohmic baths [12, 16]. Here we have found that PS is inherently not abrupt, but in attempting to measure it with a third terminal (a QPC) one may induce a QPT. The system at hand is an appealing laboratory to modify and control at will such effects as Mahan exciton, Anderson orthogonality catastrophe and Fermi edge singularity [9]. It also serves to demonstrate the strong effect of a measuring device on a nanoscale system.

There are several obvious extensions to our analysis. The absence of left-right symmetry in the original model [Fig. 2(a)], implies a finite inter-dot hopping  $t_{LR}$  in the equivalent model, Fig. 2(b) [8]. This simply expresses the possible transition of an electron from one level to the other through the leads, and will smear the PS, as first noted in the last of Refs. [1]. Finite temperature will also have a rounding effect. Thus, in the proposed experiment one could try to follow the manner of decrease of the width of the CIR as a function of  $U_S$ , before it disappears as soon as  $T_K < T$ . Finally, the spinful analogue of the model can be shown to display a similar behavior in the first Coulomb-blockade valley. All these issues will be elaborated elsewhere [13].

We thank D.I. Golosov and J. von Delft for useful discussions. Financial support from the Adams Foundation of the Israel Academy of Science, EU project GEOMDISS, GIF, ISF (Grants 569/07, 715/08), the Minerva Foundation, and Schwerpunkt Spintronics SPP 1285 is gratefully acknowledged.

- 
- [1] G. Hackenbroich, W.D. Heiss, and H.A. Weidenmüller, Phys. Rev. Lett. **79**, 127 (1997); R. Baltin *et al.*, Eur. Phys. J. B **10**, 119 (1999); P.G. Silvestrov and Y. Imry, Phys. Rev. Lett. **85**, 2565 (2000); Phys. Rev. B **65**, 035309 (2001).
  - [2] R. Berkovits, F. von Oppen, and Y. Gefen, Phys. Rev. Lett. **94**, 076802 (2005).
  - [3] J. König and Y. Gefen Phys. Rev. B **71**, 201308(R) (2005); M. Sindel, A. Silva, Y. Oreg and J. von Delft, *ibid.* **72**, 125316 (2005).
  - [4] M. Field *et al.*, Phys. Rev. Lett. **70**, 1311 (1993).
  - [5] O. Zarchin *et al.*, Phys. Rev. Lett. **98**, 066801 (2007).
  - [6] R. Schuster *et al.*, Nature (London) **385**, 417 (1997); M. Avinun-Khalish *et al.*, *ibid.* **436**, 529 (2005).
  - [7] A. Silva, Y. Oreg, and Y. Gefen, Phys. Rev. B **66**, 195316 (2002); V. Meden and F. Marquardt, Phys. Rev. Lett. **96**, 146801 (2006); D.I. Golosov and Y. Gefen, Phys. Rev. B **74**, 205316 (2006); C. Karrasch *et al.*, Phys. Rev. Lett. **98**, 186802 (2007); M. Goldstein and R. Berkovits, New J. Phys. **9**, 118 (2007); M. Goldstein *et al.*, Phys. Rev. B **79**, 125307 (2009).
  - [8] J. Martinek *et al.*, Phys. Rev. Lett. **91**, 127203 (2003); H.-W. Lee and S. Kim, *ibid.* **98**, 186805 (2007); V. Kashcheyevs *et al.*, Phys. Rev. B **75**, 115313 (2007);

- Phys. Rev. Lett. **102**, 136805 (2009); P.G. Silvestrov and Y. Imry, Phys. Rev. B **75**, 115335 (2007).
- [9] G.D. Mahan, *Many-Particle Physics* (Kluwer, New York, 2000).
- [10] G. Yuval and P.W. Anderson, Phys. Rev. B **1** 1522 (1970); F.D.M. Haldane, J. Phys. C **11**, 5015 (1978).
- [11] J.L. Cardy, J. Phys. A **14**, 1407 (1981); Q. Si and G. Kotliar, Phys. Rev. B **48**, 13881 (1993).
- [12] A. Kamenev and Y. Gefen, Phys. Rev. B **54**, 5428 (1996); arXiv:cond-mat/9708109 (1997).
- [13] M. Goldstein, R. Berkovits, and Y. Gefen, in preparation.
- [14] H.E. Türeci *et al.*, arXiv:0907.3854 (2009); A. Weichselbaum, M. Goldstein, Y. Gefen, and J. von Delft, in preparation.
- [15] A.J. Leggett *et al.*, Rev. Mod. Phys. **59**, 1 (1987).
- [16] N. Andrei, G.T. Zimányi, and G. Schön, Phys. Rev. B **60**, R5125 (1999); M. Garst *et al.*, *ibid.* **69**, 214413 (2004); K. Le Hur, Phys. Rev. Lett. **92**, 196804 (2004); M.-R. Li and K. Le Hur, *ibid.* **93**, 176802 (2004); L. Borda, G. Zaránd, and P. Simon, Phys. Rev. B **72**, 155311 (2005); M.T. Glossop and K. Ingersent, Phys. Rev. Lett. **95** 067202 (2005); S. Florens *et al.*, Phys. Rev. B **75**, 155321 (2007); C.-H. Chung *et al.*, *ibid.* **76** 235103 (2007); S. Kirchner and Q. Si, Phys. Rev. Lett. **100**, 026403 (2008).