

IDENTIFICATION OF THE EARLY *FERMI* LAT GAMMA-RAY BRIGHT OBJECTS WITH EXTRAGALACTIC VLBI SOURCES

Y. Y. KOVALEV

Max-Planck-Institut für Radioastronomie, Auf dem Hügel 69, 53121 Bonn, Germany; and
Astro Space Center of Lebedev Physical Institute, Profsoyuznaya 84/32, 117997 Moscow, Russia
(Received July 30, 2009; Revised October 24, 2009; Accepted November 6, 2009)

ABSTRACT

A list of 205 γ -ray strong objects was reported recently as a result of a 3-month integration with the Large Area Telescope on board the *Fermi Gamma-Ray Space Telescope*. We attempted identification of these objects, cross-correlating the γ -ray positions with VLBI positions of a large all-sky sample of extragalactic radio sources selected on the basis of their parsec-scale flux density. The original associations reported by the *Fermi* team are confirmed and six new identifications are suggested. A Monte-Carlo analysis shows that the fraction of chance associations in our analysis is less than 5 per cent, and confirms that the vast majority of γ -ray bright extragalactic sources are radio loud blazars with strong parsec-scale jets. A correlation between the parsec-scale radio and γ -ray flux is supported by our analysis of a complete VLBI flux-density-limited sample of extragalactic jets. The effectiveness of using a VLBI catalog to find associations between γ -ray detections and compact extragalactic radio sources, especially near the Galactic plane, is demonstrated. It is suggested that VLBI catalogs should be used for future identification of *Fermi* LAT objects.

Subject headings: radio continuum: galaxies — galaxies: active — catalogs

1. INTRODUCTION

The *Fermi Gamma-Ray Space Telescope* (previously known as *GLAST*) was successfully launched in June 2008. Even with the modern Large Area Telescope on board (LAT, Atwood et al. 2009), the positional uncertainty of γ -ray measurements in the energy range from about 20 MeV to more than 300 GeV remains relatively poor, typically 3' to 20'. This provides a challenge for γ -ray source identification. A large fraction of the high energy γ -ray sources detected by the EGRET telescope on board the *Compton Gamma Ray Observatory* (Hartman et al. 1999) was identified with blazars (e.g., Mattox et al. 2001; Sowards-Emmerd et al. 2003, 2004). This fact critically helps in identifying objects detected by the *Fermi* LAT. In order to help the identification process, several samples of blazars and blazar candidates were constructed recently (Healey et al. 2007, 2008; Massaro et al. 2009). These compilations of many thousands of extragalactic objects, together with other catalogs covering radio to γ -ray bands, were successfully used for identifying the LAT-detected sources by Abdo et al. (2009b).

Results of parsec-scale Very Long Baseline Interferometry (VLBI) measurements were not applied by Abdo et al. (2009b) in the process of identifying bright LAT sources. However, this can provide important extra information and improve the estimation of the probability of correct identification since VLBI filters out objects which do not host strong compact jets at parsec scales. The latter is a strong characteristic of a radio loud blazar. VLBI can especially help in the region around the Galactic plane where the available multi-band coverage of the sky is much poorer due to Galactic absorption. An obvious weakness of the VLBI approach is the fact that radio weak objects (e.g., high energy selected BL Lacs) are missed in the currently available large VLBI all sky surveys.

During the last several decades, a number of large VLBI surveys were conducted covering the frequency range between 2 and 100 GHz (Beasley et al. 2002; Fomalont et al.

2000; Pollack et al. 2003; Kovalev et al. 2005; Ojha et al. 2004; Lovell et al. 2004; Helmboldt et al. 2007; Lanyi et al. 2005; Lee et al. 2008, e.g.,) including dedicated surveys in the Galactic plane (e.g., Petrov et al. 2007). The largest in terms of the number of sources observed is a VLBI effort at 2 and 8 GHz with a prime goal to construct an extragalactic celestial reference frame (Ma et al. 1998; Fey et al. 2004) and to find extragalactic sources which are compact at parsec scales and are suitable for phase referencing (Petrov et al. 2008, and references therein). We note that while the majority of those are of a blazar type, Helmboldt et al. (2007) have found 10 per cent of compact extragalactic radio sources to be optically associated with galaxies from the Sloan Digital Sky Survey. In this paper we use the 2/8 GHz VLBI surveys to associate the early *Fermi* LAT bright source list with radio counterparts at parsec scales, make a statistical check on the reliability of these identifications, and analyze the radio properties of the VLBI counterparts of the γ -ray bright AGN.

2. VLBI CATALOG IN USE

The VLBI positions for more than 4,000 extragalactic sources covering the whole sky were used in this analysis¹. They are based on 2 and 8 GHz VLBI observations, most of which were performed in the period 1994 to 2007 (Ma et al. 1998; Fey et al. 2004; Beasley et al. 2002; Fomalont et al. 2003; Petrov et al. 2005, 2006; Kovalev et al. 2007; Petrov et al. 2008, 2009a,b). The accuracy of VLBI astrometric position determinations is typically better than 1 milliarcsecond. For details of the observations, data processing and analysis see the cited papers. Kovalev et al. (2007) have made an additional dedicated effort to construct a complete parsec-scale flux-density-limited sample with the following characteristics: flat radio spectrum with spectral index $\alpha > -0.5$ ($S \sim \nu^\alpha$), parsec-scale 8 GHz flux density (integrated flux density over VLBI map) $S_{\text{VLBI}} > 0.2$ Jy, declination $\delta > -30^\circ$, Galactic latitude $|b| > 1.5^\circ$. Known Galactic

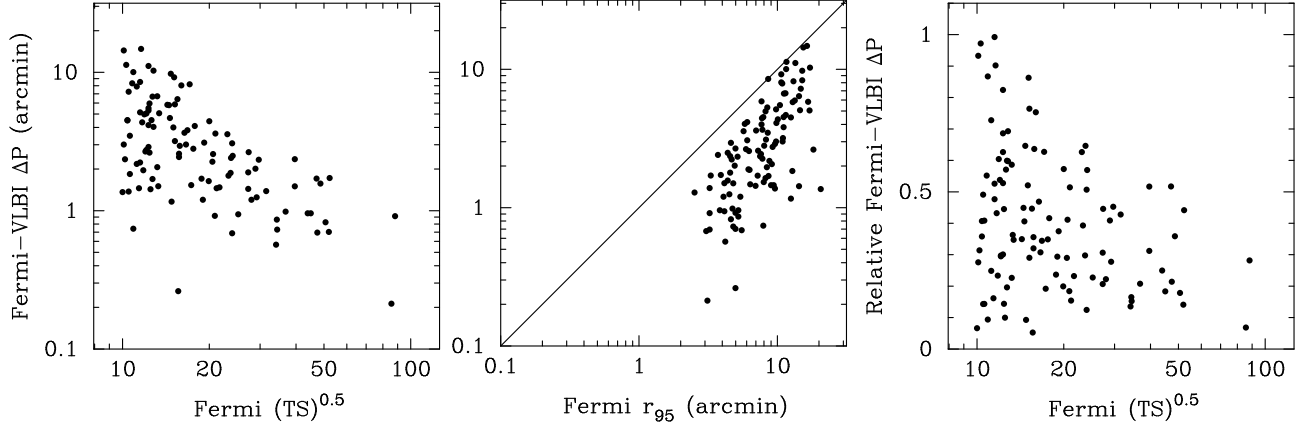


FIG. 1.— *Left panel:* Absolute difference ΔP between *Fermi* LAT positions and astrometric VLBI positions for positively associated sources from Table 1 versus square root of *Fermi* LAT Test Statistics from Abdo et al. (2009b). *Middle panel:* *Fermi*-VLBI ΔP difference versus *Fermi* LAT 95 per cent confidence radius from Abdo et al. *Right panel:* Relative difference $\Delta P/r_{95}$ versus square root of *Fermi* LAT Test Statistics.

objects were excluded. The full all-sky astrometric 2/8 GHz VLBI source (AVS) catalog of 4338 objects is used for cross-identification with the 3 month *Fermi* LAT bright source (LBS) list from Abdo et al. (2009b) while the complete flux-density-limited VLBI source (FVS) sample of 1848 objects is used for statistical tests and analysis.

3. *Fermi* LAT – VLBI CROSS-IDENTIFICATION

A number of authors have suggested a close connection between the bright γ -ray and parsec-scale radio emission from analyzing EGRET (e.g., Lähteenmäki & Valtaoja 2003) and early *Fermi* (e.g., Kovalev et al. 2009; Lister et al. 2009b) data. They concluded that the related γ -ray and parsec-scale radio emission should originate in spatially close regions. This means that VLBI positions might serve very well as an estimate of a location of the source of γ -ray emission detected by *Fermi* LAT for extragalactic objects. Taking this assumption as our starting point, we have applied a simple approach to cross-identify bright *Fermi* LAT sources from Abdo et al. (2009b). A *Fermi* source will be called successfully identified with a VLBI one if the difference between the *Fermi* LAT position and the VLBI position of the AVS sample is less than the 95 per cent confidence radius, r_{95} , estimated by Abdo et al. (2009b).

3.1. Results of the cross-identification

The results of this cross-identification can be found in Table 1. We have successfully identified 111 out of 205 *Fermi* LAT sources. We note that the full list of the 205 bright γ -ray sources presented by Abdo et al. (2009b) includes both Galactic and extragalactic objects. No single *Fermi* detection was identified with more than one VLBI source. Figures 1, 2 present the results of these identifications. The square root of the *Fermi* Test Statistics (\sqrt{TS}) provides an estimate of the signal-to-noise ratio (SNR) for every *Fermi* LAT detection. As expected, the difference, ΔP , between the *Fermi* position and that of its VLBI identification becomes smaller with increasing \sqrt{TS} (Figure 1). There are no identifications found with high *Fermi* LAT SNR and high relative *Fermi*-VLBI positional difference, $\Delta P/r_{95}$. This could be explained by an over-estimated systematic uncertainty which was added in quadrature (Abdo et al. 2009b) while calculating r_{95} . The systematic uncertainty dominates the r_{95} value for high-SNR

Fermi sources becoming less dominant with decreasing *Fermi* TS. Abdo et al. reported this systematic uncertainty to be conservative, they expect it to improve. The distribution of ΔP (Figure 2) agrees well with the results of Abdo et al. (2009b, Figure 9), who discuss this distribution in detail.

Cross-identification of the *Fermi* LBS versus AVS lists resulted in 111 identifications out of 4338 VLBI sources (2.6 per cent of the VLBI sample), while LBS versus FVS lists comparison gave 79 identifications out of 1848 VLBI sources (4.3 per cent). We note that the fraction of identifications within the complete parsec-scale flux-density-limited FVS list is about two times higher than that for the deeper AVS list of sources. This could be the case if the bright γ -ray sources from the LBS list “prefer” stronger parsec-scale radio counterparts, i.e. if there is a correlation between the γ -ray flux and parsec-scale radio flux density. We note that the flux density cutoff of the FVS sample is significantly higher than that for the AVS sample (200 mJy versus about 50 mJy). The correlation suggested is indeed confirmed by an analysis in § 4.

Comparison with the association results presented by Abdo et al. (2009b) has shown the following. 105 *Fermi* LAT detections have identifications common to the Abdo et al. analysis and the current study. All the extragalactic associations suggested by Abdo et al. but not found by us, have radio flux densities less than 0.2 Jy or declinations less than -30° , i.e. belong to the flux density and/or declination range where

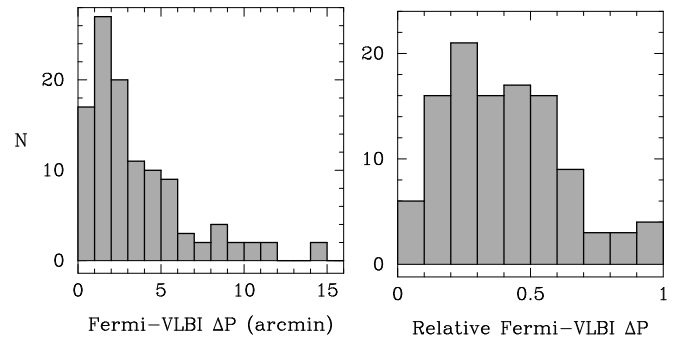


FIG. 2.— Distribution of ΔP from Figure 1. *Left panel:* Absolute difference ΔP . *Right panel:* Relative difference $\Delta P/r_{95}$.

TABLE 1
VLBI ASSOCIATIONS OF THE *Fermi* LAT BRIGHT SOURCES

LBS Name (1)	VLBI name (2)	ΔP (3)	r_{95} (4)	VLBI R.A. (5)	VLBI Dec. (6)	S_{VLBI} (7)
0FGL J0643.2+0858	0640+090	0.043	0.121	06:43:26.4450	+08:57:38.0126	0.61
0FGL J1123.0-6416	1121-640	0.039	0.125	11:23:19.4155	-64:17:36.1970	...
0FGL J1328.8-5604	1325-558	0.058	0.142	13:29:01.1449	-56:08:02.6657	...
0FGL J1604.0-4904	1600-489	0.037	0.078	16:03:50.6846	-49:04:05.5050	...
0FGL J1830.3+0617	1827+062	0.067	0.097	18:30:05.9399	+06:19:15.9521	0.41
0FGL J2001.0+4352	1959+437	0.025	0.069	20:01:12.8738	+43:52:52.8391	0.07

NOTE. — Table 1 is presented in its entirety in the electronic edition of the *Astrophysical Journal Letters*. Here we present six new suggested identifications for convenience and guidance regarding Table's form and contents. Columns are as follows: (1) LAT bright source list catalog name (Abdo et al. 2009b); (2) IAU name (B1950.0) of VLBI association; (3) Difference between *Fermi* and VLBI position (deg); (4) *Fermi* LAT radius of 95 per cent confidence region (deg) from (Abdo et al. 2009b) is shown for comparison with ΔP ; (5) J2000.0 Right Ascension of VLBI association in hr, min, sec; (6) J2000.0 Declination of VLBI association in angular hr, min, sec; (7) Total parsec-scale 8 GHz flux density of VLBI association object (Jy).

our VLBI catalog is not complete. All the objects which are identified by us but have no counterparts suggested by Abdo et al. are located close to the Galactic plane — a region of special difficulty for identification by the standard method of Abdo et al., as discussed above.

3.2. New identifications

The following six new identifications, not reported by Abdo et al. (2009b), were found by our analysis: 0FGL J0643.2+0858 (galactic latitude $b = 2^\circ 29'$), 0FGL J1123.0-6416 ($b = -3^\circ 02'$), 0FGL J1328.8-5604 ($b = 6^\circ 41'$), 0FGL J1604.0-4904 ($b = 2^\circ 54'$), 0FGL J1830.3+0617 ($b = 7^\circ 54'$), 0FGL J2001.0+4352 ($b = 7^\circ 12'$). All these are within 10° from the Galactic plane. Details on these sources can be found in Table 1. We note that identifications with the same objects for two of these six *Fermi* detections were independently proposed recently by Bassani et al. (2009) for 0FGL J2001.0+4352 and Mirabal & Halpern (2009) for 0FGL J1830.3+0617 on the basis of a multi-band analysis. Mirabal & Halpern (2009) have also discussed possible flat-spectrum radio source associations for 0FGL J0643.2+0858 and 0FGL J1328.8-5604 which agree with our identifications. Mirabal (2009) presented an X-ray point-source catalog from *Swift* XRT observations of unidentified *Fermi* sources including discussion of a potential counterpart for 0FGL J1604.0-4904.

3.3. Chance association analysis

We have performed a Monte-Carlo simulation to measure the chance coincidence probability. We kept the *Fermi* LBS catalog unchanged while the VLBI catalog was scrambled; every source in the VLBI catalog was shifted in a random position angle for a random angular distance on the sky between 0° and 5° . After that, cross-identification of the catalogs was done as described above. This exercise was performed 1,000 times. The analysis was done independently for the LBS versus AVS and LBS versus FVS lists. The mean number of chance associations was found to be 4.5 (4.1 per cent of 111 true identifications, see §3.1) and 2.9 (3.7 per cent of 79 identifications) respectively. This shows with a very high level of significance that (i) almost all of the associations found are firm identifications, (ii) the original assumption of the method that the γ -ray sky is dominated by blazars with strong parsec-scale jets is confirmed.

The described above method of VLBI catalog scrambling was applied to represent the non-uniformity of the AVS list,

where sky regions of a special interest (e.g., the Galactic plane) are populated more densely. The 5° -radius was chosen as an optimal size to represent the non-uniformity being in the same time significantly greater than the r_{95} values. We note that, for a uniform sky coverage in an original catalog, this method reproduces uniformity in the Monte-Carlo test. If we consider as a match *Fermi* and VLBI sources with positional difference less than $r_{95}/2$, we lose about 30 per cent of identifications (see Figures 1, 2) while the chance coincidence probability drops only down to about 2 per cent.

4. VLBI PROPERTIES OF THE γ -RAY IDENTIFICATIONS FOUND

We have performed a correlation analysis between the average *Fermi* LAT 100 MeV – 1 GeV photon flux (Abdo et al. 2009b) versus 8 GHz parsec-scale flux density measured by VLBI between 1994 and 2008 (Figure 3). The non-parametric Kendall τ test confirms a positive correlation in Figure 3 at a confidence level greater than 99.9 per cent for the 100 MeV – 1 GeV energy band (the two upper limits were ignored by the test which did not affect the conclusion). This agrees with results of a similar analysis performed by Kovalev et al. (2009) for simultaneous LAT γ -ray — 15 GHz VLBA MOJAVE (Lister et al. 2009a) measurements. Possible systematics in this dependence resulting from the different properties of two populations of extragalactic γ -ray sources (low

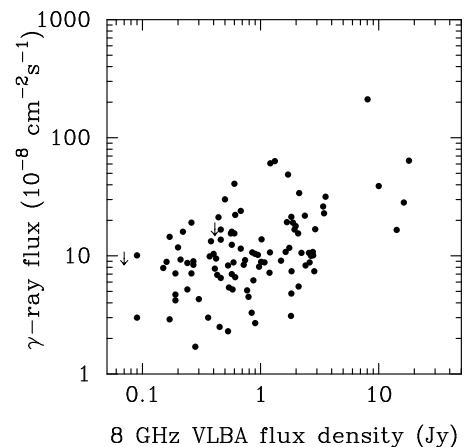


FIG. 3.— Average *Fermi* LAT 100 MeV – 1 GeV photon flux (Abdo et al. 2009b) versus 8 GHz parsec-scale flux density non-simultaneously measured by VLBA. The arrows represent an upper limit on the γ -ray flux.

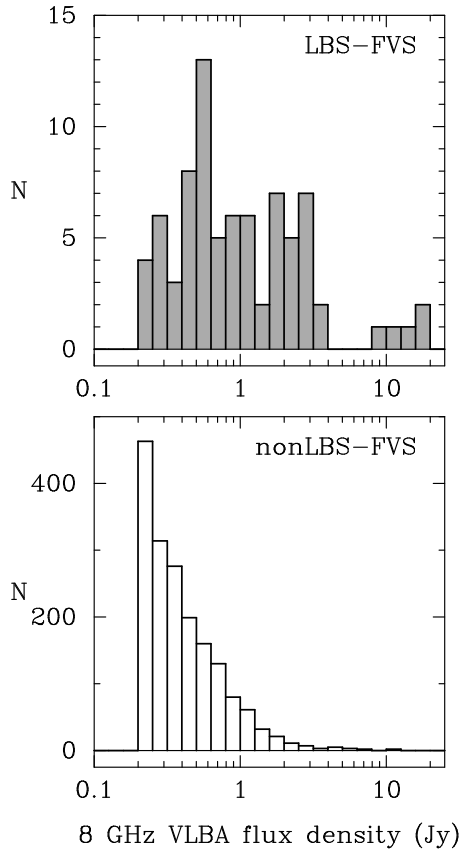


FIG. 4.— Distribution of parsec-scale flux density measured by VLBA at 8 GHz for the complete flux-density-limited sample (FVS) with $S_{\text{VLBI}} > 0.2$ Jy and declination $\delta > -30^\circ$. *Top panel:* Positive *Fermi*-VLBI associations. *Bottom panel:* *Fermi*-VLBI non-associations.

energy peaked versus high energy peaked) were mentioned by Abdo et al. (2009a). We do not go into detailed analysis of this in the present paper since Kovalev et al. (2009) have addressed this issue in their study.

An even stronger test is done by analyzing the full FVS sample of 1848 sources which is complete down to 0.2 Jy, separating them into LAT detected and LAT non-detected (Figure 4). We assume that LAT non-detected objects have statistically lower γ -ray photon flux and therefore should have lower radio flux. The Kolmogorov-Smirnov test shows with a confidence greater than 99.99 per cent that the distributions of the parsec-scale flux density for the LAT detected and non-detected VLBI sources are drawn from different parent distributions. The median flux densities of these two distributions differ by a factor of 2.5: 0.84 Jy versus 0.34 Jy. This

strongly supports the correlation between γ -ray and parsec-scale radio emission, confirming again the recent finding by Kovalev et al. (2009).

5. SUMMARY

It has been shown that VLBI provides a very efficient tool to identify bright γ -ray detections which have poor positional accuracy. Application of this method is especially important for *Fermi* LAT identifications near the Galactic plane where VLBI observations are affected by absorption and extended Galactic emission to a much lesser degree than other radio observations. It is suggested that this method be incorporated into the process of identification of the *Fermi* LAT catalogs and for estimation of systematics in γ -ray positions. The results of γ -ray source identification by Abdo et al. (2009b) have been confirmed. Six new identifications are reported for a follow up analysis, all within 10° from the Galactic plane. It is estimated that more than 95 per cent of the VLBI associations found are firm identifications.

Direct cross-correlation of the *Fermi* LAT and VLBI catalogs has confirmed with a very high level of significance the early finding of EGRET (Hartman et al. 1999) and *Fermi* (Abdo et al. 2009a) that most of the bright γ -ray sources on the sky are compact blazars. It was found that *Fermi* LAT preferentially “selects” the brightest objects from a flux-density-limited sample of radio loud parsec-scale jets which supports the hypothesis of a direct correlation and physical connection between emission in the γ -ray and radio bands.

The author thanks R. Porcas and the anonymous referee for thorough reading of the manuscript and useful comments. The authors wish to thank L. Petrov, the MOJAVE team, and the *Fermi* LAT team for useful discussions. The author also thanks MPIfR PhD student Kirill Sokolovsky for help. The author thanks his family, G. Lipunova, A. Kovaleva, and M. Kovalev for support. Part of this project was done while the author was working as a research fellow of the Alexander von Humboldt Foundation. The author was partly supported by the Russian Foundation for Basic Research (project 08-02-00545). This research has made use of the NASA/IPAC Extragalactic Database (NED) which is operated by the Jet Propulsion Laboratory, California Institute of Technology, under contract with the National Aeronautics and Space Administration. This research has made use of NASA’s Astrophysics Data System.

Facilities: VLBA, LBA, *Fermi* (LAT).

REFERENCES

- Abdo, A. A., Ackermann, M., Ajello, M., & et al. 2009a, *ApJ*, 700, 597
 Abdo, A. A., Ackermann, M., Ajello, M., & et al. 2009b, *ApJS*, 183, 46
 Atwood, W. B., Abdo, A. A., Ackermann, M., & et al. 2009, *ApJ*, 697, 1071
 Bassani, L., Landi, R., Masetti, N., Parisi, P., Bazzano, A., & Ubertini, P. 2009, *MNRAS*, 397, L55
 Beasley, A. J., Gordon, D., Peck, A. B., Petrov, L., MacMillan, D. S., Fomalont, E. B., & Ma, C. 2002, *ApJS*, 141, 13
 Fey, A. L., Ma, C., Arias, E. F., Charlot, P., Feissel-Vernier, M., Gontier, A.-M., Jacobs, C. S., Li, J., & MacMillan, D. S. 2004, *AJ*, 127, 3587
 Fomalont, E. B., Frey, S., Paragi, Z., Gurvits, L. I., Scott, W. K., Taylor, A. R., Edwards, P. G., & Hirabayashi, H. 2000, *ApJS*, 131, 95
 Fomalont, E. B., Petrov, L., MacMillan, D. S., Gordon, D., & Ma, C. 2003, *AJ*, 126, 2562
 Hartman, R. C., Bertsch, D. L., Bloom, S. D., Chen, A. W., Deines-Jones, P., Esposito, J. A., Fichtel, C. E., Friedlander, D. P., Hunter, S. D., McDonald, L. M., Sreekumar, P., Thompson, D. J., Jones, B. B., Lin, Y. C., Michelson, P. F., Nolan, P. L., Tompkins, W. F., Kanbach, G., Mayer-Hasselwander, H. A., Mücke, A., Pohl, M., Reimer, O., Kniffen, D. A., Schneid, E. J., von Montigny, C., Mukherjee, R., & Dingus, B. L. 1999, *ApJS*, 123, 79
 Healey, S. E., Romani, R. W., Cotter, G., Michelson, P. F., Schlafly, E. F., Readhead, A. C. S., Giommi, P., Chaty, S., Grenier, I. A., & Weintraub, L. C. 2008, *ApJS*, 175, 97
 Healey, S. E., Romani, R. W., Taylor, G. B., Sadler, E. M., Ricci, R., Murphy, T., Ulvestad, J. S., & Winn, J. N. 2007, *ApJS*, 171, 61

- Helmboldt, J. F., Taylor, G. B., Tremblay, S., Fassnacht, C. D., Walker, R. C., Myers, S. T., Sjouwerman, L. O., Pearson, T. J., Readhead, A. C. S., Weintraub, L., Gehrels, N., Romani, R. W., Healey, S., Michelson, P. F., Blandford, R. D., & Cotter, G. 2007, *ApJ*, 658, 203
- Kovalev, Y. Y., Aller, H. D., Aller, M. F., Homan, D. C., Kadler, M., Kellermann, K. I., Kovalev, Y. A., Lister, M. L., McCormick, M. J., Pushkarev, A. B., Ros, E., & Zensus, J. A. 2009, *ApJ*, 696, L17
- Kovalev, Y. Y., Kellermann, K. I., Lister, M. L., Homan, D. C., Vermeulen, R. C., Cohen, M. H., Ros, E., Kadler, M., Lobanov, A. P., Zensus, J. A., Kardashev, N. S., Gurvits, L. I., Aller, M. F., & Aller, H. D. 2005, *AJ*, 130, 2473
- Kovalev, Y. Y., Petrov, L., Fomalont, E. B., & Gordon, D. 2007, *AJ*, 133, 1236
- Lähteenmäki, A., & Valtaoja, E. 2003, *ApJ*, 590, 95
- Lanyi, G., Boboltz, D., Charlot, P., Fey, A., Fomalont, E., Gordon, D., Jacobs, C., Ma, C., Naudet, C., Sovers, O., & Zhang, L. 2005, *Baltic Astronomy*, 14, 458
- Lee, S.-S., Lobanov, A. P., Krichbaum, T. P., Witzel, A., Zensus, A., Bremer, M., Greve, A., & Grewing, M. 2008, *AJ*, 136, 159
- Lister, M. L., Aller, H. D., Aller, M. F., Cohen, M. H., Homan, D. C., Kadler, M., Kellermann, K. I., Kovalev, Y. Y., Ros, E., Savolainen, T., Zensus, J. A., & Vermeulen, R. C. 2009a, *AJ*, 137, 3718
- Lister, M. L., Homan, D. C., Kadler, M., Kellermann, K. I., Kovalev, Y. Y., Ros, E., Savolainen, T., & Zensus, J. A. 2009b, *ApJ*, 696, L22
- Lovell, J. E. J., Moellenbrock, G. A., Horiuchi, S., Fomalont, E. B., Scott, W. K., Hirabayashi, H., Dodson, R. G., Dougherty, S. M., Edwards, P. G., Frey, S., Gurvits, L. I., Lister, M. L., Murphy, D. W., Paragi, Z., Piner, B. G., Shen, Z.-Q., Taylor, A. R., Tingay, S. J., Asaki, Y., Moffett, D., & Murata, Y. 2004, *ApJS*, 155, 27
- Ma, C., Arias, E. F., Eubanks, T. M., Fey, A. L., Gontier, A.-M., Jacobs, C. S., Sovers, O. J., Archinal, B. A., & Charlot, P. 1998, *AJ*, 116, 516
- Massaro, E., Giommi, P., Leto, C., Marchegiani, P., Maselli, A., Perri, M., Piranomonte, S., & Sclavi, S. 2009, *A&A*, 495, 691
- Mattox, J. R., Hartman, R. C., & Reimer, O. 2001, *ApJS*, 135, 155
- Mirabal, N. 2009, *ArXiv e-prints* 0908.1389
- Mirabal, N., & Halpern, J. P. 2009, *ApJ*, 701, L129
- Ojha, R., Fey, A. L., Johnston, K. J., Jauncey, D. L., Reynolds, J. E., Tzioumis, A. K., Quick, J. F. H., Nicolson, G. D., Ellingsen, S. P., Dodson, R. G., & McCulloch, P. M. 2004, *AJ*, 127, 3609
- Petrov, L., Gordon, D., Gipson, J., MacMillan, D., Ma, C., Fomalont, E., Walker, R. C., & Carabajal, C. 2009a, *Journal of Geodesy*, 8
- Petrov, L., Hirota, T., Honma, M., Shibata, K. M., Jike, T., & Kobayashi, H. 2007, *AJ*, 133, 2487
- Petrov, L., Kovalev, Y. Y., Fomalont, E. B., & Gordon, D. 2005, *AJ*, 129, 1163
- 2006, *AJ*, 131, 1872
- 2008, *AJ*, 136, 580
- Petrov, L., Phillips, C., Bertarini, A., Deller, A., Pogrebenko, S., & Mujunen, A. 2009b, *PASA*, 26, 75
- Pollack, L. K., Taylor, G. B., & Zavala, R. T. 2003, *ApJ*, 589, 733
- Sowards-Emmerd, D., Romani, R. W., & Michelson, P. F. 2003, *ApJ*, 590, 109
- Sowards-Emmerd, D., Romani, R. W., Michelson, P. F., & Ulvestad, J. S. 2004, *ApJ*, 609, 564