

# Open Cluster Characterization via Cross-Correlation with Spectral Library

Francisco F. S. Maia<sup>1</sup>, João F. C. Santos Jr.<sup>1</sup>, Wagner J. B. Corradi<sup>1</sup> and  
Andres E. Piatti<sup>2</sup>

<sup>1</sup>Universidade Federal de Minas Gerais, ICEX - Dept. de Física, Av. Antônio Carlos, 6627,  
Belo Horizonte 31270-901, MG, Brazil  
email: [ffsmaia, jfcsj, wag]@ufmg.br

<sup>2</sup>Instituto de Astronomía y Física del Espacio, CC67, Suc. 28, 1428 Buenos Aires, Argentina  
email: andres@iafe.uba.ar

**Abstract.** We present a characterization method based on spectral cross-correlation to obtain the physical parameters of the controversial stellar aggregate ESO442-SC04. The data used was obtained with GMOS at Gemini-South telescope including 17 stars in the central region of the object and 6 standard-stars. FXCOR was used in an iterative process to obtain self-consistent radial velocities for the standard-stars and averaged radial velocities for the science spectra. Spectral types, effective temperature, surface gravity and metallicities parameters were determined using FXCOR to correlate cluster spectra with ELODIE spectral library and selecting the best correlation matches using the Tonry and Davis Ratio (TDR). Analysis of the results suggests that the stars in ESO442-SC04 are not bound and therefore they do not constitute a physical system.

**Keywords.** (Galaxy:) open clusters and associations: general, individual (ESO442-SC04)

---

## Introduction

Open clusters are destroyed over time by the action of external forces (Galactic tidal field, collisions with molecular clouds) and as a consequence of their own dynamical and stellar evolution. Studies on the subject indicate that most open clusters dissolve in 0.5-2.5 Gyr (Portegies Zwart et al. 2001) and that finding clusters in the state of dissolution should be common. However, discriminating such objects from a random over-density of field stars is a difficult task, and many authors have been developing techniques to study and properly classify them (e.g., Pavani & Bica 2007).

ESO442-SC04 was identified by Bica et al. (2001) as a Possible Open Cluster Remnant and later was classified by Carraro et al. (2005) as an asterism. We have applied an iterative method to characterize this object and derive the physical parameters of its stars.

## Data

The Gemini Multi-Object Spectrograph (GMOS - Gemini-South) was used to collect spectra of 36 selected stars on a  $5' \times 5'$  region centered in ESO442-SC04 and 6 standard-stars from Nordström et al. (2004). The collected spectra cover the spectral range  $3875 \text{ \AA} - 5300 \text{ \AA}$  with resolution  $R \approx 4000$  and signal-to-noise in the range 5 - 50. Table 1 lists the observed standard stars and their properties as found in the literature.

We adopted ELODIE.3.1 stellar spectral library (Prugniel & Soubiran 2001) as template spectra in the cross-correlation technique to determine the physical parameters of the targets. The library includes 1962 spectra of 1388 stars providing a large coverage of stellar atmospheric parameters  $T_{\text{eff}}$ ,  $\log g$  and  $[\text{Fe}/\text{H}]$ .

**Table 1.** Literature data for the standard-stars.

Object	ST	$V_r$ (km/s)	[Fe/H] ( $\pm 0.12$ )	$T_{eff}$ ( $\pm 110$ ) (K)
HD104471	G0V	$-7.2 \pm 0.1$	0.00	5984
HD104982	G2V	$10.5 \pm 0.1$	-0.40	5610
HD105004	F8VI	$121.6 \pm 0.3$	-0.79	5821
HD107122	F1V	$16.2 \pm 3.3$	-0.42	6576
HD111433	F3IV	$4.0 \pm 0.6$	0.25	6471
CD-289374	—	$30.4 \pm 0.2$	-1.18	4830

## Radial velocity determination

Initially FXCOR task was applied on the standard-stars spectra using the values given by Table 1 as a first guess to their radial velocity. A self-consistent set of solutions was then obtained by making corrections to the velocities and redoing the correlation in order to find consistent values for the whole set. Table 2 shows the results of the correlations and the averaged radial velocities obtained.

**Table 2.** Calculated radial velocities for the standard stars. Boldfaced values represent the velocities adopted for each template in the correlation.

star/template	HD104471	HD104982	HD105004	HD107122	HD111433	CD-289374
HD104471	<b>-126.3<math>\pm</math>11.5</b>	-7.5 $\pm$ 5.2	118.0 $\pm$ 15.1	16.7 $\pm$ 25.9	-24.6 $\pm$ 11.4	30.4 $\pm$ 5.7
HD104982	-127.5 $\pm$ 5.2	<b>-8.7<math>\pm</math>5.7</b>	114.0 $\pm$ 13.4	9.4 $\pm$ 24.7	-28.8 $\pm$ 13.0	32.9 $\pm$ 11.2
HD105004	-122.7 $\pm$ 15.8	-1.1 $\pm$ 13.4	<b>121.6<math>\pm</math>0.3</b>	19.6 $\pm$ 27.9	-20.6 $\pm$ 18.0	37.5 $\pm$ 16.6
HD107122	-126.8 $\pm$ 25.9	-1.9 $\pm$ 24.7	118.2 $\pm$ 27.9	<b>16.2<math>\pm</math>3.3</b>	-24.6 $\pm$ 18.4	36.0 $\pm$ 28.9
HD111433	-126.3 $\pm$ 11.5	-4.5 $\pm$ 13.0	117.6 $\pm$ 18.0	16.2 $\pm$ 18.4	<b>-24.6<math>\pm</math>11.4</b>	33.7 $\pm$ 17.8
CD-289374	-128.8 $\pm$ 11.2	-8.7 $\pm$ 5.2	114.5 $\pm$ 16.6	10.6 $\pm$ 3.3	-27.9 $\pm$ 17.8	<b>30.4<math>\pm</math>0.2</b>
$\overline{V_r}$	-126.4 $\pm$ 6.1	-5.4 $\pm$ 5.4	117.3 $\pm$ 7.0	14.8 $\pm$ 9.5	-25.2 $\pm$ 6.3	33.5 $\pm$ 6.6

Then FXCOR was run on the science spectra using the 6 standard stars spectra as templates. The radial velocities found from each template were averaged and the dispersion calculated for all science spectra. Table 4 shows the used spectra, their corresponding S/N and the radial velocities obtained.

## Cross-correlation with spectral library

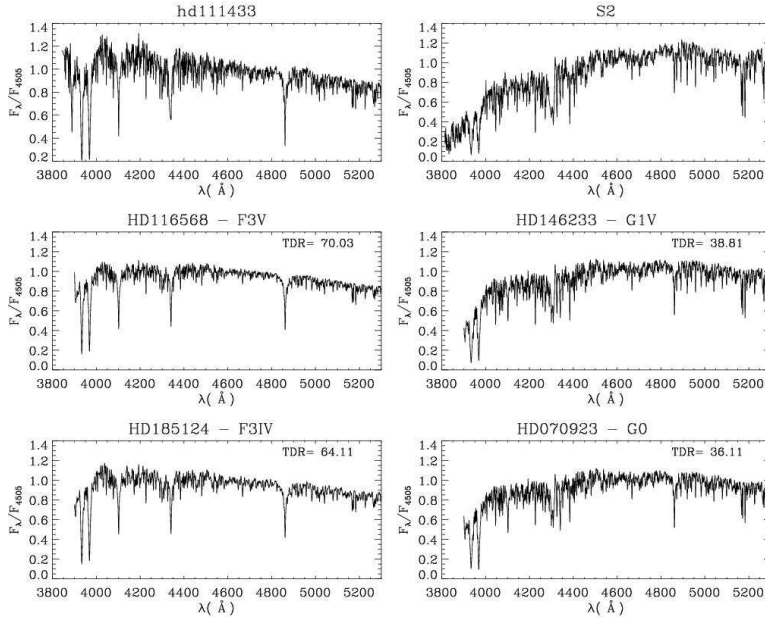
We used ELODIE library spectra as templates to the standard-stars and the task FXCOR to determine, through the sharpness of the correlation function peak (TDR, Tonry & Davis 1979), the most similar templates to each star. Fig. 1 shows the two best matching spectra found by correlation for the standard-star HD 111443 and for one of our science-spectra. Their spectral types and TDR correlation parameter are also shown.

Spectral types were determined by collecting the ten most similar templates and summing over the TDR value of those with the same spectral type. The one with the highest TDR sum, was adopted as the final spectral type. Table 3 shows the determined spectral types for standard-stars in comparison with the values provided by SIMBAD.

**Table 3.** Comparison of determined spectral types for standard stars.

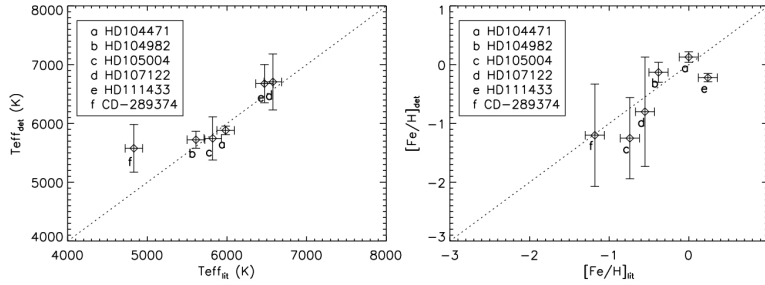
	HD104471	HD104982	HD105004	HD107122	HD111433	CD-289374
Determined	G0	G2V	F5V	F3V	F3V	G0
SIMBAD	G0V	G2V	F8IV	F1V	F3IV	—

Effective temperatures, surface gravity and metallicity were calculated as the averaged values listed for the chosen templates, weighted by the TDR correlation value of



**Figure 1.** Best correlation templates for standard-star HD 111443 (left) and science spectra S2 (right). Name of the template and TDR value are shown.

each template. The uncertainties adopted correspond to the weighted standard deviation of the derived average. Figure 2 shows the relation between the determined effective temperature and metallicity and the literature parameters.



**Figure 2.** Comparison between determined and literature parameters for the standard- stars. Effective temperatures (left) and metallicities (right).

We used the same method to determine the spectral type, effective temperature, surface gravity and metallicity of our science spectra, as shown in Table 4.

## Results

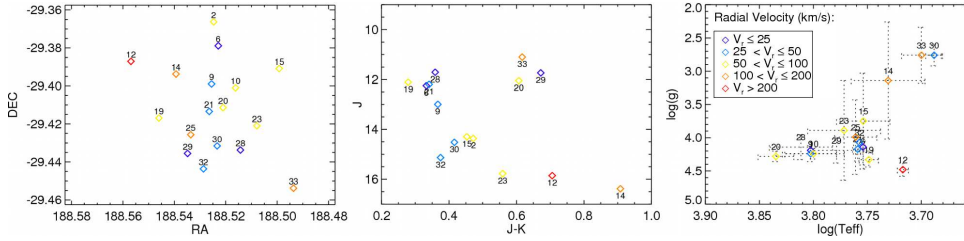
By employing cross-correlation techniques and using ELODIE's spectral library we were able to determine heliocentric radial velocities, spectral types, effective temperatures, surface gravity and metallicities for 17 stars in the inner region of stellar object ESO442-SC04. These results are summarized in Table 4.

2MASS data was used to build a colour-magnitude diagram and a spatial diagram showing the relative positions of the stars in the sky, along with the radial velocity, surface gravity and effective temperature data obtained for the targets. The objects in

**Table 4.** Radial velocity, spectral type, effective temperature, surface gravity and metallicity determined parameters for the science spectra.

Spectrum	S/N	$\overline{V_r}$ ( $\sigma_{V_r}$ ) (km/s)	Sp. Type	$T_{eff}$ ( $\sigma_{T_{eff}}$ ) (K)	$\log(g)$ ( $\sigma_{\log(g)}$ )	[Fe/H] ( $\sigma_{[Fe/H]}$ )
S2	15	75.8 (7.2)	G5V	5676 (117)	4.20 (0.21)	-0.01 (0.09)
S6	40	9.5 (5.2)	F5V	6347 (348)	4.24 (0.12)	-0.59 (0.27)
S9	20	25.1 (4.7)	F5V	6309 (416)	4.24 (0.08)	-0.52 (0.29)
S10	10	93.6 (10.3)	K2V	5213 (61)	4.48 (0.10)	-0.03 (0.14)
S12	20	227.2 (12.7)	G0	5380 (424)	3.14 (0.88)	-1.60 (0.66)
S14	25	110.0 (10.9)	G0	5673 (324)	3.75 (0.72)	-1.79 (0.57)
S15	30	78.5 (7.5)	G5V	5606 (115)	4.33 (0.11)	0.02 (0.08)
S19	50	68.0 (8.2)	F3V	6834 (261)	4.28 (0.08)	-0.41 (0.29)
S20	25	74.4 (6.9)	G2V	5740 (63)	4.17 (0.18)	0.03 (0.13)
S21	30	31.3 (5.6)	F7IV	5910 (460)	3.89 (0.75)	-0.99 (0.81)
S23	35	95.5 (8.5)	G0V	5765 (261)	3.99 (0.56)	-0.92 (0.67)
S25	6	145.9 (17.1)	F2IV	6480 (439)	4.14 (0.19)	-0.19 (0.16)
S28	30	15.0 (5.4)	F8V	6005 (306)	4.19 (0.19)	-0.57 (0.26)
S29	22	10.7 (7.1)	G8III	4877 (87)	2.76 (0.16)	-0.03 (0.15)
S30	12	40.0 (6.6)	G0III	5721 (69)	4.07 (0.18)	0.16 (0.07)
S32	10	47.0 (6.7)	G8III	5011 (212)	2.76 (0.42)	-0.03 (0.13)
S33	12	142.4 (12.9)	G8V	5633 (117)	4.31 (0.18)	-0.01 (0.06)

those diagrams are labeled according their internal identification and coded with colors representing groups with a range of radial velocities. Such diagrams are shown in Fig. 3.

**Figure 3.** Positional chart (left), color-magnitude diagram (middle) and surface gravity-temperature diagram (right) for the studied spectra. Stars are labeled by their internal identification shown in Table 4 and color-coded according to their radial velocities (right legend).

## Conclusion

We devised a spectral cross-correlation method to determine kinematical and astrophysical parameters for stars in the central region of ESO442-SC04. Radial velocities show a dispersion greater than 50 km/s and the metallicities show a dispersion greater than 0.6 dex, suggesting that few, if any, of the studied stars are physically bound. Although the stars distribution in the CMD (Fig. 3, middle) suggests that they follow evolutionary sequences typical of old clusters, our results suggest that ESO442-SC04 does not constitute a physical system.

## References

- Bica, E., Santiago, B. X., Dutra, C. M., Dottori, H., de Oliveira, M. R., & Pavani, D. 2001, *A&A*, 366, 827
- Carraro, G., Dinescu, D. I., Girard, T. M., & van Altena, W. F. 2005, *A&A*, 433, 143
- Nordström, B., et al. 2004, *A&A*, 418, 989
- Pavani, D. B., & Bica, E. 2007, *A&A*, 468, 139
- Portegies Zwart, S. F., McMillan, S. L. W., Hut, P., & Makino, J. 2001, *MNRAS*, 321, 199
- Prugniel, P., & Soubiran, C. 2001, *A&A*, 369, 1048
- Tonry, J., & Davis, M. 1979, *AJ*, 84, 1511