

Periodic variable stars in CoRoT field LRa02 observed with BEST II★

P. Kabath¹, A. Erikson¹, H. Rauer^{1,2}, T. Pasternacki¹, Sz. Csizmadia¹, R. Chini³, R. Lemke³, M. Murphy⁴, T. Fruth¹, R. Titz¹, and P. Eigmüller⁵

¹ Institut für Planetenforschung, Deutsches Zentrum für Luft- und Raumfahrt, Rutherfordstr. 2, 12489 Berlin, Germany
e-mail: petr.kabath@dlr.de

² Zentrum für Astronomie und Astrophysik, Technische Universität Berlin, 10623 Berlin, Germany

³ Astronomisches Institut, Ruhr-Universität Bochum, 44780 Bochum, Germany

⁴ Depto. Física, Universidad Católica del Norte P.O. 1280, Antofagasta, Chile

⁵ Thüringer Landessternwarte Tautenburg, 07778 Tautenburg, Germany

Received 20 February 2009 / Accepted 24 June 2009

ABSTRACT

Context. The Berlin Exoplanet Search Telescope II (BEST II) is a small wide field-of-view photometric survey telescope system located at the Observatorio Cerro Armazones, Chile. The high duty cycle combined with excellent observing conditions and millimagnitude photometric precision makes this instrument suitable for ground based support observations for the CoRoT space mission. *Aims.* Photometric data of the CoRoT LRa02 target field collected between November 2008 and March 2009 were analysed for stellar variability. The presented results will help in the future analysis of the CoRoT data, particularly in additional science programs related to variable stars.

Methods. BEST II observes selected CoRoT target fields ahead of the space mission. The photometric data acquired are searched for stellar variability, periodic variable stars are identified with time series analysis of the obtained stellar light curves.

Results. We obtained the light curves of 104335 stars in the CoRoT LRa02 field over 41 nights. Variability was detected in light curves of 3726 stars of which 350 showed a regular period. These stars are, with the exception of 5 previously known variable stars, new discoveries.

Key words. methods: data analysis — binaries: eclipsing – stars: variables: general

1. Introduction

The Berlin Exoplanet Search Telescopes (BEST and BEST II) are two small-aperture wide-field telescope systems operated as ground-based support facilities for the CoRoT space mission (Baglin et al. 1998). The first telescope, BEST (Rauer et al. 2004, Rauer et al. 2009), operational since 2004, is located at the Observatoire de Haute Provence, France. The second telescope, BEST II, has been operational since April 2007 at Observatorio Cerro Armazones, Chile. Both telescopes are used to perform preparatory ground-based variability characterization of the target fields of the space mission. Normally the target fields are observed one year ahead of CoRoT.

The CoRoT mission will complete observations of five long-run fields (150 days) and several shorter runs during the nominal mission phase (Deleuil et al. 2006). In support of the space mission, variability characterization of three long run and one initial run fields have been performed within the BEST project (Karoff et al. (2007), Kabath et al. (2007), Kabath et al. 2008, Kabath et al. 2009), light curves from CoRoT later can be extended with BEST observational data. Thus, significant contributions can be made to the CoRoT additional scientific programs related to variable stars. Usually, several hundred new variable stars of various types (β Lyr, δ Sct, Algol type eclipsing binaries, δ Cep, RR Lyr and others) are detected easily with the BEST

telescopes in the CoRoT fields. In addition, the data from the BEST telescopes can be used during the confirmation process of CoRoT planets, as exemplified by the BEST pre-discovery transit observations of CoRoT 1b and CoRoT 2b (Rauer et al. 2009).

The fourth CoRoT long-run field LRa02 was observed with BEST II during the Chilean winter period 2007/2008, one year prior to the space mission. The acquired light curves were analyzed for stellar variability. Poretti et al. (2005) have reported new variable stars in the same field. However, their detected variable stars are brighter than the cases presented here. Thus, the BEST II observations of the LRa02 field are complementary to already published results and within the same magnitude range as the CoRoT observations. The detected stars presented here were cross matched with the 2MASS catalog and the light curves of a few known periodic variable stars in the field could be extended by our data.

2. Telescope and observational campaign

The BEST II telescope is located at the Observatorio Cerro Armazones, Chile, and operated in robotic mode. The system consists of a $f/5.0$ Baker-Ritchey-Chrétien telescope with 25-cm aperture and is equipped with a Peltier cooled $4K \times 4K$, 16 bit Finger Lakes Imager CCD of type KAF-16801E1 with a $9\mu m$ pixel size. The peak quantum efficiency reaches 68% at 650nm.

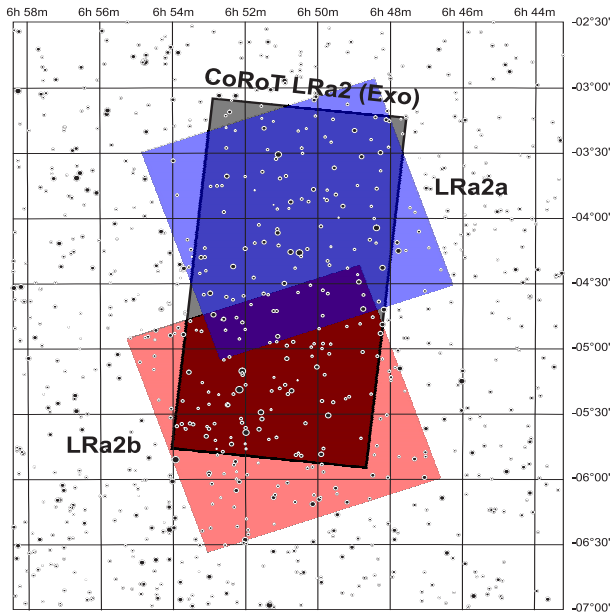


Fig. 1. The orientation of BEST II LRA02 subfields with respect to CoRoT's LRA2b field (coordinates J2000.0).

The field of view (FOV) of the system covers $1.7^\circ \times 1.7^\circ$ on the sky with an angular resolution of $1.5'' \text{ pixel}^{-1}$. BEST II observes without filter and with a light sensitivity of the CCD that is approximately equivalent to a broad R band. The commercial mount, Atacama GM-4000, manufactured by 10 Micron, allows high precision pointing. To support the observations, a meteorological weather station and webcams monitor the conditions at the site.

We observed the CoRoT LRA02 field from the end of November 2008 to the end of February 2009 for 41 nights. The whole campaign lasted 91 days. High precision pointing allowed us to alternate between two BEST II fields, thereby covering the whole CoRoT exoplanetary FOV (see Figure 1). The center coordinates of the two observed BEST II subfields are:

$$\begin{aligned} \text{LRa2a: } \alpha &= 06^{\text{h}}50^{\text{m}}46.3^{\text{s}}, \quad \delta = -03^\circ59'31.0'' \\ \text{LRa2b: } \alpha &= 06^{\text{h}}51^{\text{m}}13.9^{\text{s}}, \quad \delta = -05^\circ26'16.0''. \end{aligned}$$

The observational sequence consists of 240 sec exposures followed by dark and bias frames taken approximately each hour. In addition, standard calibration images were acquired at the beginning and end of each night. The whole data set of the LRA02 campaign consists of 836 science frames for 231 hours of observations. Magnitudes of the detected stars range from 11–18 mag with a photometric precision of 1% down to 15 mag. Generally, observations were not performed during nights with either full Moon or strong wind ($> 15 \text{ m/s}$). This was the case in 27 nights during the campaign. Additional 20 nights were lost due to technical problems during the final implementation phase of the robotic mode.

3. Photometric calibration of the scientific data

The photometric calibration of the acquired data was performed with an automated data pipeline based on previous versions used for BEST (Rauer et al. 2004) and modified to the BEST II system. The basic features of the pipeline are described below. A

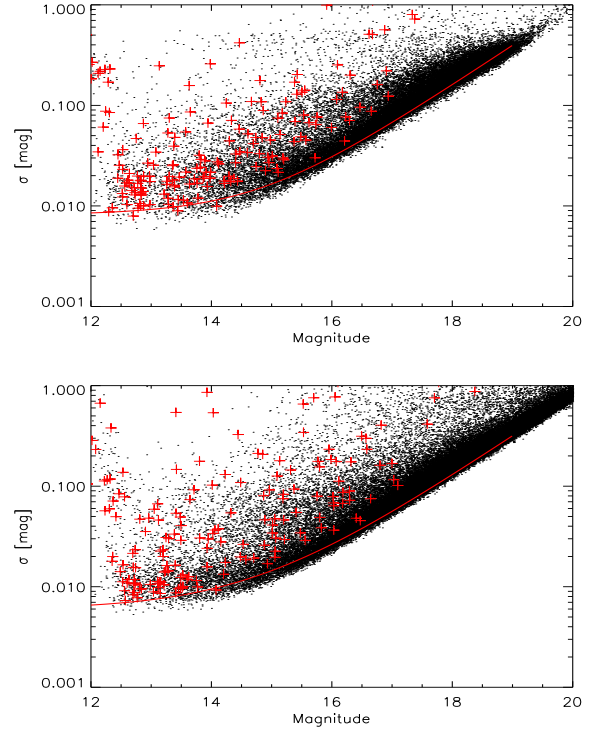


Fig. 2. RMS plots for BEST II LRA02a (top) and LRA02b (bottom) over the whole observational campaign of 41 nights. Red crosses represent detected periodic variable stars and the red solid line represents the limiting values of the RMS for the corresponding magnitudes.

more detailed description of the data reduction process can be found in Kabath et al. (2007) and Karoff et al. (2007). In a first step, the obtained scientific data were calibrated with bias, dark and flat field images taken each night during the observational sequence. These calibrated scientific images were then interpolated to a unified coordinate system. A reference frame for the transformation routine (Pál & Bakos 2007) was first selected. Then, the transformation was applied on each image of the data set. In a second step, the data was processed using the image subtraction package ISIS (Alard & Lupton 1998). Here a reference frame is selected and the image subtraction routine is subsequently applied to all images. For this purpose, a kernel function is defined on the reference frame and then subtracted from the PSF functions of each star on every frame. Thereafter, aperture photometry is applied to the image subtraction reference frame and in the subtracted images. Typically, the FWHM of a stellar point spread function is 4 pixels. Therefore, a fixed aperture with a radius of 5 pixels is used for the determination of the stellar flux and 15 pixels for the determination of the background contribution. The obtained magnitudes were corrected for extinction. The remaining nightly offsets were corrected by using the 9000 brightest and most constant stars for an estimate and then corrected on each image. In a third step, the internal coordinates were transformed to the world coordinate system using the USNO-A2.0 catalog and GRMATCH routine. The obtained transformation is applied to each star in the data set with the GRTRANS routine (Pál & Bakos 2007). A subarcsecond precision is reached for the coordinate transformation.

Finally, the BEST II relative magnitudes of a sample of several thousands constant stars is compared to the USNO-A2.0

catalog. Resulting deviations from the USNO-A2.0 match for constant stars are applied to each star from the data set. Due to accuracy limitations of the absolute magnitudes in the catalog used, the final BEST II absolute magnitudes have a slight uncertainty. However, since we are searching for differences in stellar light curves using differential photometry, this is of minor importance. In general, the error in the BEST II magnitude relative to an absolute photometric system after calibration with the USNO-A2.0 is usually not higher than 0.5 mag. Moreover, stars from the BEST II field are cross-matched with the 2MASS catalog and the 2MASS ID as well.

4. Photometric quality of the data set

The resulting light curves can still be differently affected by systematic effects during the nights. These effects may introduce false periodic signals that can be falsely identified as stellar variability. Therefore, a routine based on the SYSREM algorithm (Tamuz et al. 2005) was applied to the whole data set to correct for possible systematic effects present at the same time in a significant number of stellar light curves. The algorithm works also if the true nature of the systematic effects remains unresolved. Figure 2 shows the final RMS plots for all stars observed over the whole campaign for both fields. Detected periodic variable stars are marked with red crosses. The solid line represents limiting RMS values for corresponding magnitudes. Under the excellent observational conditions at Cerro Armazones it is possible to reach a seeing of 0.66" (Rauer et al. 2008). The corresponding photometric precision of the measurements under such conditions is better than 1% for more than 5000 stars. During a typical photometric night at Cerro Armazones, it is possible to measure with a precision better than 1% for up to 4000 stars in the magnitude range 11-15 mag.

5. Variability criteria

We detected 104335 stars in both observed fields. Therefore, for the performed stellar variability characterization of the LRa02 field, an automatic routine that selects potentially variable stars from the data sample is needed. Thus, each star is marked with a j -index as defined by Stetson (1996)

$$j = \frac{\sum_{k=1}^n w_k \operatorname{sgn}(P_k \sqrt{|P_k|})}{\sum_{k=1}^n w_k} \quad (1)$$

where k denotes consecutive pairs of observations, each with a weight w_k and

$$P_k = \begin{cases} \delta_{i(k)} \delta_{j(k)}, & \text{if } i(k) \neq j(k) \\ \delta_{i(k)}^2 - 1, & \text{if } i(k) = j(k) \end{cases} \quad (2)$$

where $\delta_{i(k)}$ and $\delta_{j(k)}$ are the residuals of normalized magnitudes from the mean magnitude of all data points for observations i and j within the pair k . The weighting factor was modified according to Zhang et al. (2003) as

$$w_{k,i} = \exp \frac{-\delta t_i}{\delta t}, \quad (3)$$

where t_i and t is the time between two points and the time weighting interval, respectively. Figure 3 presents the distribution of the variability index j for all stars in both LRa02 data sets. A limiting value of $j = 0.5$ was selected based on experience from previously characterized CoRoT fields (e.g.

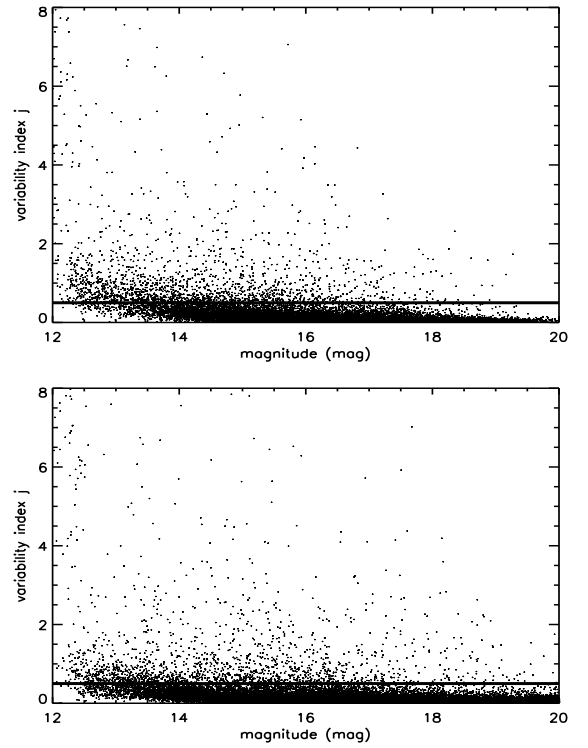


Fig. 3. Distribution of variability index j for stars in LRa02a (top) and LRa02b (bottom).

Table 1. Detection rates for variable stars of BEST II and surveys with values based on Eyer & Mowlavi (2008).

Property	BEST II LRa02	ASAS 3	OGLE II
Stars detected	104,335	7,300,000	30,000,000
Variable stars	350 (0.3%)	24,936 (0.3%)	200,000 (0.67%)

Kabath et al. 2009) to mark potentially variable stars. In this case, 1858 stars from LRa2a and 1868 stars from LRa2b fields were marked for potential variability. However, to find the periodic variable stars as detected by BEST II, a further selection step must be performed.

6. Results

Light curves of all potentially variable stars that were marked with $j > 0.5$ were folded with the AoV algorithm (Schwarzenberg-Czerny 1996). Firstly, stellar light curves were folded within a period range of 0.1 to 35 days. Secondly, these light curves were further inspected visually. Stars with periods close to 1 day or multiples thereof were rejected if they did not show clear natural variability. Artificial variability is likely due to the diurnal cycle or changes of the background level, temperature or airmass. We found 173 newly detected periodic variable stars in LRa2a and 177 in LRa2b. The number of detected periodic variable stars with BEST II is directly comparable with detection rates of ASAS 3 (Pojmanski 2002) and OGLE-II (Udalski et al. 1997) surveys as presented in Table 1. In the case of OGLE-II it is not specified if the number of variable stars concerns only periodic variable stars or also irregular objects. An absolute number of detected stars with each survey is also shown.

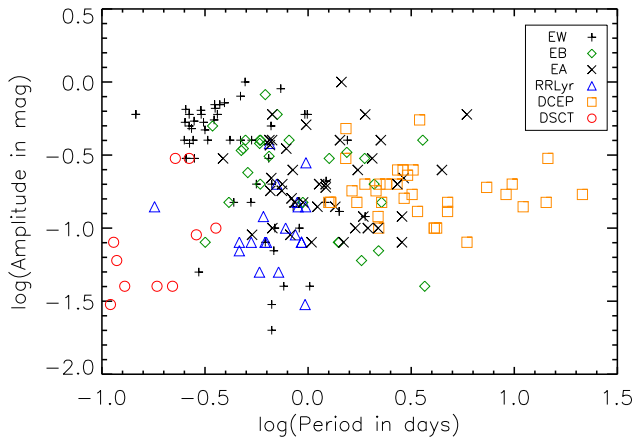


Fig. 4. Different classification types of variable stars found in LRa02 in a logarithmic plot of amplitude versus period. Each type of symbol corresponds to one of EA, EB, EW, DSCT, DCEP, RRLyr classes.

Newly detected variable stars are classified with a GCVS-based reduced schema (see Sterken & Jaschek 1996). Here, stars are divided into two groups of stellar variability. Pulsating stars are described by types DCEP (δ Cephei prototype pulsating stars), DSCT (δ Sct type pulsating stars), RR Lyr (if possible also subtypes RRA, RRb, RRc), SXPHE (prototype SX Phe), γ Dor (prototype γ Doradus). Furthermore, a PULS class is introduced where the type could not be classified uniquely. Eclipsing stars were subdivided into EA (Algol type eclipsing stars), EB (β Lyr type eclipsing stars) and EW (W UMa type eclipsing stars) classes. An additional group of stars showing variability characteristic of spotted (stellar spots) or elliptical stars was classified as ELL and/or SP. Finally, some stars whose light curve variation is due to their rotation and magnetic field were classified as α^2 CVn. A limited number of stars was classified as cataclysmic variables or as VAR, in particular those where more data is needed. Our classification scheme is illustrated in Figure 4, where a logarithmic plot of amplitude against period of detected variable stars is shown. The classes EA, EB, EW, DSCT, DCEP, RRLyr are represented with different symbols. Detailed statistics on the types of newly found variable stars are presented in Table 3. A detailed information on identified stars is shown Table 4 and Table 5.

Since the BEST II data set possesses no color information, periodic variable stars were cross-identified with the 2MASS catalog (Skrutskie et al. 2006). Information about the 2MASS ID is inserted in Table 3 and Table 4. 2MASS magnitudes and IDs provide extended spectral information and allow us to cross-match with other catalogs.

6.1. Pulsating variable stars

Pulsating stars with periods below 0.3 days were classified as DSCT. However, a few stars with periods of about 0.1 days were classified as SXPHE due to the characteristic light curve and period of the prototype star SX Phoenicis. For the DSCT with periods below 0.3 days, the classification should be fairly unique. Furthermore, some of the DSCT stars such as no. *lra2b_00190* and *lra2b_01387* show clear multiperiodicity. Thus additional frequency analysis of the light curves would be needed. A few stars within a period range of 0.3 to 5 days, with low amplitudes

< 0.1 mag and characteristic light curve shape were characterized as γ Dor (Kaye et al. 1999). Stars with periods longer than 1 day and amplitudes > 0.1 magnitudes were classified as δ Cep stars. The RR Lyr stars were classified based on the characteristic shape of the light curve and period range between 0.3 and 1 day.

6.2. Eclipsing variable stars

Eclipsing stars of the EA class show nearly constant light curves between eclipses. They can show the so-called reflection effect, causing some small modulation of the light curve (Vaz 1985, Peraiah 1998), in particular no. *lra2a00492* and *lra2b00821*. Stars belonging to the EB class vary continuously between eclipses and stars from the EW class have generally near equal depth and periods shorter than 1 day. Several eclipsing binaries, primarily some EW, show the O’Connell effect, i.e. a deformation of the light curve due to the presence of stellar spots (Maceroni & van’t Veer 1993). The effect is evident in particular in light curves no. *lra2a00302*, *lra2a_00343*, *lra2a_00621*, *lra2a_01627* and *lra2b_01334*.

The classification of rotating and spotted stars ELL/SP is based on unequal minimum/maximum depth of the light curves. Some of the systems classified as spotted also may be cataclysmic variable stars in the quiescent phase. Further color and spectroscopic information is needed to clarify this result.

Stars showing a slight amplitude variability in the region of a few percent which do not fulfill the classification criteria for any of the abovementioned variability types were classified as α^2 CVn. The prototype is Cor Caroli from the constellation Canum Venaticorum, and the characteristics are usually fast rotation and the presence of emission lines in the CaII H, K and H α bands, indicating strong chromospheric activity (Fernandez-Figueroa et al. 1994).

6.3. Previously known variable stars in the CoRoT LRa02 field

Detected variable stars from the BEST II data set have been cross-matched with the SIMBAD¹ and AAVSO VSX² catalogs. Comments on light curves of already known variable stars reobserved with BEST II are provided in Table 1. In general, previously reported variable stars that are brighter than 11 mag are saturated in the BEST II data. We were able to confirm only short periodic variable stars due to our duty cycle. The following stars were found in BEST II data sets: V0452 Mon, V0376 Mon which is also ASAS 064848 – 0336.3, XZ Mon, ASAS 064750 – 0352.8 (Pojmanski 2002) and EI Mon (Ahnert 1949). The relevant stars from the BEST II set are marked with their previous catalog names in Table 3 and Table 4.

7. Summary

We observed CoRoT’s LRa02 stellar field with the BEST II telescope during 41 nights from November 2007 to March 2008. The obtained data were searched for periodic variable stars to support CoRoT’s additional science programs. In a sample of 104335 light curves, we identified 350 stars showing regular periodicity. Almost all of these periodic variable stars are new detections by BEST II with periods ranging from 0.1 to 35 days. A

¹ <http://simbad.u-strasbg.fr/simbad/>

² <http://www.aavso.org/vsx>

Table 2. Previously known variable stars in LRA02 cross-matched with BEST II data set.

Star ID	BEST II ID	Comments
XZ Mon	<i>lra2a_01702</i>	confirmed
EI Mon	<i>lra2b_00469</i>	confirmed
V0376 Mon	<i>lra2a_00311</i>	P=1.6521 days confirmed
V0452 Mon	<i>lra2a_00788</i>	confirmed
ASAS 064750-0352.8	<i>lra2a_00134</i>	confirmed

Table 3. Statistics on newly detected variable stars with BEST II in the LRA02 stellar field compared with OGLE.

Property	LRA02a	LRA02b
Nr. of stars detected	37361	66974
Stars with $j > 0.5$	1858 (5%)	1868 (3%)
Periodic variable stars	173 (0.5%)	177 (0.3%)
DSCT	4	3
DCEP	13	24
RR Lyr	12	6
α^2 CVn	16	13
EA(Algol)	27	20
EB(β Lyr)	16	15
EW (W UMa)	19	29
other	66	67

classification of the periodic variables has been performed and the members of the resolved classes are specified. In addition, we confirmed variability for 5 already known stars in the observed field. More detailed information and finding charts will be provided upon request.

Acknowledgements. This work was funded by Deutsches Zentrum für Luft- und Raumfahrt and partly by the Nordrhein-Westfälische Akademie der Wissenschaften. The authors gratefully acknowledge the support and assistance of the administration of the Universidad Católica del Norte (UCN) in Antofagasta, Chile. The great support and help from the UCN staff based at OCA is also appreciated. The authors would like to thank Hartmut Korsitzky, Harald Michaelis, Andreas Kotz and Christopher Carl, who worked on the design and installation of the telescope system, and to Martin Paegert and Holger Drass who supported the project in the maintenance and adjusting phase. We made use of SIMBAD, 2MASS, GCVS catalogues and AAVSO variable star search index. P. K. acknowledges partial support covering the fee for the first CoRoT Symposium held in Paris in February 2009. We are also most grateful to the anonymous referee for helpful comments and useful advice.

References

- Ahnert, P., 1949, VSS 1, N3
 Alard, C. & Lupton, R. H. 1998, ApJ, 503, 325
 Baglin, A., Auvergne, M., Barge, P., Buey, J.-T., Catala, C., Michel, E., Weiss, W., & CoRoT Team 2002, ESA SP-485: Stellar Structure and Habitable Planet Finding, 17
 Deleuil, M., Moutou, C., Deeg, H., J., Meunier, J., C., Surace, C., Guterman, P., Almenara, J. M., Alonso, R., Barge, P., Bouchy, F., Erikson, A., Leger, A., Loeillet, B., Ollivier, M., Pont, F., Rauer, H., Rouan, D., and Queloz, D. 2006, ESA SP-1306: The CoRoT Mission, 341
 Eyer, L. & Mowlavi, N. 2008, Journal of Physics: Conference Series 118
 Fernandez-Figueroa, M., Montes, D., De Castro, E., & Cornide, M. 1994, ApJS, 90, 433
 Kaye, B., A., Handler, G., Krisciunas, K. & Poretti, E., Zerbi, M., F. 1999, PASP, 111, 840
 Kabath, P., Eigmüller, P., Erikson, A., Hedelt, P., Rauer, H., Titz, R., Wiese, T., Karoff, C. 2007, AJ, 134, 1560
 Kabath, P., Eigmüller, P., Erikson, A., Hedelt, P., von Paris, P., Rauer, H., Renner, S., Titz, R., Karoff, C. 2008, AJ, 136, 654
 Kabath, P., Fruth, T., Rauer, H., Erikson, A., Murphy, M. G., Chini, R., Lemke, R., Csizmadia, Sz., Eigmüller, P., Pasternacki, T., Titz, R. 2009, AJ, 137, 3911
 Karoff, C., Rauer, H., Erikson, A., Voss, H., Deleuil, M., Moutou, C., Meunier, J., C., Deeg, H. 2007, AJ, 134, 766

- Maceroni, C., van't Veer, F. 1993, A&A, 277, 515
 Pál, A., Bakos, G. Á., 2007, ASPC, 366, 340
 Peraiah, A., Srinivasa Rao, M. 1998, A&AS, 132, 45
 Pojmanski, G., 2002, AcA, 52, 397
 Poretti, E., Alonso, R., Amado, P. J., Belmonte, J. A., Garrido, R., Martín-Ruiz, S., Uytterhoeven, K., Catala, C., Lebreton, Y., Michel, E., Suárez, J. C., Aerts, C., Creevey, O., Goupil, M. J., Mantegazza, L., Mathias, P., Rainer, M., Weiss, W. W. 2005, AJ, 129, 246
 Rauer, H., Eislöffel, J., Erikson, A., Guenther, E., Hatzes, A. P., Michaelis, H., Voss, H. 2004, PASP, 116, 38
 Rauer, H., Fruth, T., Erikson, A. 2008a, PASP, 120, 852
 Rauer, H., Erikson, A., Kabath, P., Hedelt, P., Csizmadia, Sz., Eigmüller, P., von Paris, P., Renner, S., Titz, R., Voss, H. 2009, submitted to AJ
 Schwarzenberg-Czerny, A. 1996, ApJ, 460, 107
 Skrutskie, M. F., Cutri, R. M., Stiening, R., Weinberg, M. D., Schneider, S., Carpenter, J. M., Beichman, C., Capps, R., Chester, T., Elias, J., Huchra, J., Liebert, J., Lonsdale, C., Monet, D. G., Price, S., Seitzer, P., Jarrett, T., Kirkpatrick, J. D., Gizis, J., Howard, E., Evans, T., Fowler, J., Fullmer, L., Hurt, R., Light, R., Kopan, E. L., Marsh, K. A., McCallon, H. L., Tam, R., Van Dyk, S., Wheelock, S. 2006, AJ, 131, 1163
 Stetson, P. B. 1996, PASP, 108, 851
 Sterken, C., Jaschek, C., 1996, Light curves of variable stars, Cambridge University press
 Tamuz, O., Mazeh, T. and Zucker, S. 2005, MNRAS, 356, 1466
 Udalski, A., Kubiak, M., Szymański, M. 1997, AcA, 47, 319
 Vaz, L. P. R. 1985, Ap&SS, 113, 2, 349
 Zhang, X., Deng, L., Xin, Y., & Zhou, X. 2003, Chinese Journal of Astronomy and Astrophysics, 3, 151

Table 4. Periodic variable stars detected in LRa2a.

BEST ID	2MASS ID	α (J2000)	δ (J2000)	Mean mag(mag)	Period (days)	Amplitude (mag)	Type	Other Names
lra2a_00004* ³	06472576-0354198	6 47 25.8	-3 54 20.4	15.172	0.682	0.07	EW	
lra2a_00074*	06475959-0335092	6 47 59.6	-3 35 9.4	12.937	0.989	0.04	SP	
lra2a_00079*	06480297-0333011	6 48 3.0	-3 33 1.2	12.703	1.024	0.06	γ Dor	
lra2a_00092	06473486-0357256	6 47 34.9	-3 57 26.1	15.166	1.402	0.08	EB	
lra2a_00133*	06481854-0329035	6 48 18.6	-3 29 3.7	15.456	2.186	0.10	EA	
lra2a_00134	06474958-0352496	6 47 49.6	-3 52 50.0	12.344	2.310	0.20	EA	ASAS 064750-0352.8
lra2a_00138*	06481445-0333074	6 48 14.5	-3 33 7.7	15.398	3.449	0.10	SP	
lra2a_00143	06474412-0359120	6 47 44.1	-3 59 12.4	14.218	1.039	0.08	EA	
lra2a_00159	06474131-0404558	6 47 41.3	-4 4 56.1	16.121	0.436	0.15	EW	
lra2a_00186	06474594-0405436	6 47 46.0	-4 5 42.0	15.098	0.180	0.14	RRcLyr	
lra2a_00194*	06484004-0324130	6 48 40.0	-3 24 13.2	15.631	1.950	0.10	EA	
lra2a_00203	06473681-0417436	6 47 36.8	-4 17 43.8	15.899	20.470	0.20	VAR	
lra2a_00221*	06482041-0345317	6 48 20.4	-3 45 31.9	15.913	0.663	0.22	EA	
lra2a_00223*	06484348-0327173	6 48 43.5	-3 27 17.3	17.279	0.649	0.40	EA	
lra2a_00238	06475752-0407048	6 47 57.5	-4 7 5.1	14.618	6.398	0.19	SP	
lra2a_00244*	06480847-0359231	6 48 8.5	-3 59 23.3	12.308	3.678	0.04	EB	
lra2a_00245	06472906-0431527	6 47 29.0	-4 31 52.2	12.317	0.666	0.20	EW	
lra2a_00259*	06485379-0325069	6 48 53.8	-3 25 7.2	14.927	0.541	0.08	VAR	
lra2a_00269	06473121-0432567	6 47 31.1	-4 32 56.2	15.044	2.909	0.22	EA	
lra2a_00295	06473586-0432542	6 47 35.8	-4 32 53.7	16.204	0.8425	0.25	EA	
lra2a_00298*	06491310-0314030	6 49 13.1	-3 14 2.8	14.904	21.388	0.15	α^2 CVn	
lra2a_00301*	06485712-0327249	6 48 57.1	-3 27 25.2	14.538	2.927	0.12	DCEP	
lra2a_00302*	06485993-0325275	6 48 59.9	-3 25 27.7	15.764	0.510	0.24	EB	
lra2a_00304*	06484317-0339351	6 48 43.2	-3 39 35.3	16.911	0.350	0.55	EW	
lra2a_00311	06484802-0336168	6 48 48.0	-3 36 16.8	12.564	1.652	0.45	DCEP	V0376 Mon
lra2a_00319	06474707-0427025	6 47 47.1	-4 27 2.4	14.440	0.955	0.06	SP	
lra2a_00325*	06484192-0343065	6 48 41.9	-3 43 6.6	15.860	11.773	0.00	LP	
lra2a_00342*	06480352-0416460	6 48 3.5	-4 16 46.2	15.741	3.474	0.55	DCEP	
lra2a_00343*	06492660-0309246	6 49 26.6	-3 9 24.8	14.884	0.474	0.34	EB	
lra2a_00346*	06482771-0357328	6 48 27.7	-3 57 33.1	12.631	2.375	0.05	ELL	
lra2a_00356*	06490979-0325538	6 49 9.8	-3 25 54.2	14.181	1.543	0.06	ELL/SP	
lra2a_00408*	06482880-0409053	6 48 28.8	-4 9 5.6	15.752	0.868	0.10	SP	
lra2a_00416*	06483188-0407577	6 48 31.9	-4 7 57.9	16.611	0.750	0.20	EA	
lra2a_00435*c ⁴	06492145-0332384	6 49 21.5	-3 32 39.2	16.091	0.265	0.50	EW	
lra2a_00438*c	06492144-0332442	6 49 21.4	-3 32 44.3	16.014	0.265	0.60	EW	
lra2a_00450*c	06491193-0342336	6 49 11.9	-3 42 33.7	16.162	0.272	0.48	EW	
lra2a_00459*	06481562-0430030	6 48 15.6	-4 30 3.1	16.825	0.784	0.35	EA	
lra2a_00466*	06490094-0354075	6 49 0.9	-3 54 7.6	12.957	12.878	0.15	ELL	
lra2a_00476*	06485459-0401340	6 48 54.6	-4 1 33.8	14.817	0.565	0.06	VAR	
lra2a_00477*	06482272-0427312	6 48 22.7	-4 27 31.4	14.601	10.863	0.10	VAR	
lra2a_00479*	06485491-0401291	6 48 54.9	-4 1 29.2	14.523	0.565	0.06	VAR	
lra2a_00485*	06485905-0359090	6 48 59.1	-3 59 9.1	15.334	3.964	0.11	VAR	
lra2a_00488*	06481978-0432424	6 48 19.8	-4 32 42.4	14.270	0.266	0.38	EW	
lra2a_00491*	06482534-0428360	6 48 25.3	-4 28 36.2	13.542	0.220	0.04	DSCT	
lra2a_00492*	06495531-0315442	6 49 55.3	-3 15 44.4	15.468	0.653	0.37	EA	
lra2a_00495*	06484754-0411406	6 48 47.6	-4 11 40.7	14.067	2.875	0.08	α^2 CVn	

³ Stars with asterisk are located in the CoRoT's exoplanetary field-of-view.⁴ Potential stellar crowding affecting the light curve of stars is marked with *c*.

Table 4. continued.

BEST ID	2MASS ID	α (J2000)	δ (J2000)	Mean mag(mag)	Period (days)	Amplitude (mag)	Type	Other Names
lra2a_00517*	06483463-0425378	6 48 34.6	-4 25 38.1	14.936	2.890	0.18	VAR	
lra2a_00524*	06484810-0416130	6 48 48.1	-4 16 13.3	13.309	33.768	0.00	LP	
lra2a_00529*	06492898-0343193	6 49 29.0	-3 43 19.4	14.924	5.533	0.08	α^2 CVn	
lra2a_00531*	06500331-0315474	6 50 3.3	-3 15 47.5	16.466	0.674	0.30	EA	
lra2a_00533*	06484980-0416279	6 48 49.8	-4 16 28.0	13.193	35.176	0.17	LP	
lra2a_00549*	06493894-0339172	6 49 38.9	-3 39 17.3	12.738	0.055	0.03	DSCT	
lra2a_00551*	06492376-0351520	6 49 23.8	-3 51 52.0	14.829	3.735	0.04	α^2 CVn	
lra2a_00559*	06490729-0406270	6 49 7.3	-4 6 27.2	13.936	1.780	0.09	ELL	
lra2a_00571*	06491929-0358586	6 49 19.3	-3 58 58.6	16.814	24.413	0.20	VAR	
lra2a_00579*	06494398-0340111	6 49 44.0	-3 40 11.3	12.369	1.018	0.04	EW	
lra2a_00586*	06491682-0403076	6 49 16.8	-4 3 7.8	13.180	0.990	0.01	VAR	
lra2a_00601*	06485506-0423379	6 48 55.1	-4 23 38.2	15.337	0.976	0.28	RRLyr	
lra2a_00603*	06483611-0440018	6 48 36.1	-4 40 2.0	13.204	1.024	0.01	γ Dor	
lra2a_00621*	06501378-0323200	6 50 13.8	-3 23 20.4	14.380	0.809	0.40	EB	
lra2a_00637*	06491871-0410214	6 49 18.7	-4 10 21.6	16.482	2.780	0.20	DCEP	
lra2a_00642*	06500981-0329026	6 50 9.8	-3 29 2.7	14.562	4.226	0.09	ELL/SP	
lra2a_00646*	06495951-0337371	6 49 59.5	-3 37 37.2	14.799	2.741	0.04	ELL/SP	
lra2a_00649*	06492236-0408156	6 49 22.4	-4 8 15.8	12.596	0.581	0.05	RRLyr	
lra2a_00652*	06494921-0346398	6 49 49.2	-3 46 40.0	13.579	0.185	0.04	SXPHE/DSCT	
lra2a_00656*	06493211-0401410	6 49 32.1	-4 1 41.1	14.579	14.616	0.06	α^2 CVn	
lra2a_00662*	06502316-0321053	6 50 23.2	-3 21 5.7	14.607	0.820	0.09	EA	
lra2a_00663*	06495275-0346122	6 49 52.7	-3 46 12.4	14.219	16.178	0.04	LP	
lra2a_00673*	06490980-0424545	6 49 9.8	-4 24 54.6	13.997	1.893	0.60	EA	
lra2a_00683*	06492634-0413091	6 49 26.3	-4 13 9.3	13.181	0.317	0.08	EB	
lra2a_00721*	06504255-0319206	6 50 42.6	-3 19 21.0	12.861	0.905	0.11	ELL/SP	
lra2a_00732*	06494128-0411169	6 49 41.3	-4 11 16.9	14.161	3.074	0.07	ELL/SP	
lra2a_00742*	06504787-0318096	6 50 47.9	-3 18 10.1	11.962	1.448	0.07	VAR	
lra2a_00744*	06493211-0419598	6 49 32.1	-4 19 59.9	15.341	33.507	0.12	LP	
lra2a_00757*	06493592-0418296	6 49 35.9	-4 18 29.7	15.391	0.535	0.09	EA	
lra2a_00761*	06495752-0401401	6 49 57.5	-4 1 40.0	14.707	2.201	0.10	DCEP	
lra2a_00764*	06500411-0357205	6 50 4.1	-3 57 20.5	13.508	1.012	0.03	γ Dor	
lra2a_00771*	06491012-0442323	6 49 10.1	-4 42 32.5	16.383	28.418	0.00	LP	
lra2a_00788*	06495594-0410207	6 49 55.9	-4 10 20.7	12.630	1.539	0.20	EA	V0452 Mon
lra2a_00799*	06494455-0421312	6 49 44.6	-4 21 31.4	14.938	4.475	0.04	α^2 CVn	
lra2a_00808*	06510307-0319432	6 51 3.1	-3 19 43.6	15.582	0.868	0.10	VAR	
lra2a_00809*	06503829-0340019	6 50 38.3	-3 40 2.0	13.759	31.362	0.00	LP	
lra2a_00811*	06503672-0341301	6 50 36.7	-3 41 30.3	13.226	1.816	0.06	EB	
lra2a_00817*	06492766-0439506	6 49 27.7	-4 39 50.7	12.093	0.357	0.10	DSCT	
lra2a_00820*	06501761-0359301	6 50 17.6	-3 59 29.9	15.028	0.669	0.40	EA	
lra2a_00822*	06495696-0416327	6 49 57.0	-4 16 32.7	14.880	0.886	0.06	VAR	
lra2a_00839*	06500179-0414283	6 50 1.8	-4 14 28.3	13.663	7.326	0.04	α^2 CVn	
lra2a_00851*	06502424-0358373	6 50 24.2	-3 58 37.1	16.702	1.742	0.25	EA	
lra2a_00855*c	06505170-0336412	6 50 51.7	-3 36 41.3	15.114	0.929	0.08	RRLyr	
lra2a_00856*c	06505181-0336367	6 50 51.8	-3 36 37.6	15.109	0.929	0.08	RRLyr	
lra2a_00862*	06503880-0348144	6 50 38.8	-3 48 14.5	13.776	3.709	0.12	EA	
lra2a_00863*	06500327-0417088	6 50 3.3	-4 17 8.8	13.287	0.967	0.03	RRLyr	
lra2a_00873*	06495873-0422291	6 49 58.7	-4 22 29.0	15.441	0.607	0.12	RRLyr	
lra2a_00876*	06501226-0411535	6 50 12.2	-4 11 53.3	13.892	0.666	0.04	VAR	
lra2a_00879*c	06511257-0323040	6 51 12.6	-3 23 4.7	15.722	1.416	0.13	EW	

Table 4. continued.

BEST ID	2MASS ID	α (J2000)	δ (J2000)	Mean mag(mag)	Period (days)	Amplitude (mag)	Type	Other Names
lra2a_00880*c	06511248-0323088	6 51 12.5	-3 23 8.9	15.723	1.416	0.13	EW	
lra2a_00891*	06510465-0330432	6 51 4.7	-3 30 43.4	16.664	0.588	0.40	EB	
lra2a_00896*	06500785-0418300	6 50 7.8	-4 18 30.1	17.238	0.979	0.51	EA	
lra2a_00900*	06510525-0332513	6 51 5.3	-3 32 51.7	12.970	5.573	0.08	α^2 CVn	
lra2a_00925*	06501489-0417160	6 50 14.9	-4 17 16.0	13.680	1.672	0.06	VAR	
lra2a_00926*	06500533-0425178	6 50 5.3	-4 25 17.8	14.211	13.305	0.06	VAR	
lra2a_00940*	06511871-0327416	6 51 18.7	-3 27 41.7	16.507	4.460	0.25	EA	
lra2a_00950*	06501612-0420369	6 50 16.1	-4 20 36.9	16.140	9.123	0.17	DCEP	
lra2a_00963*	06501580-0421518	6 50 15.8	-4 21 51.7	13.614	21.337	0.03	LP	
lra2a_00968*	06495042-0443181	6 49 50.4	-4 43 18.0	13.485	9.906	0.06	LP	
lra2a_01071*	06510707-0359092	6 51 7.1	-3 59 9.2	16.239	0.316	0.47	EW	
lra2a_01088*	06505503-0411143	6 50 55.0	-4 11 14.3	13.948	4.752	0.06	α^2 CVn	
lra2a_01098*	06514793-0331527	6 51 47.9	-3 31 52.9	14.504	1.355	0.14	EA	
lra2a_01103*	06512209-0354038	6 51 22.1	-3 54 3.9	14.005	0.393	0.72	EW	
lra2a_01111*	06503162-0436431	6 50 31.6	-4 36 43.4	16.200	2.137	0.13	VAR	
lra2a_01123*	06511923-0359522	6 51 19.2	-3 59 52.2	13.974	4.202	0.10	DCEP	
lra2a_01125*	06511002-0407400	6 51 10.0	-4 7 39.9	18.003	1.452	1.00	EA	
lra2a_01126*	06520050-0326327	6 52 0.5	-3 26 32.9	13.676	2.711	0.20	EA	
lra2a_01127*	06520077-0326255	6 52 0.8	-3 26 25.8	14.311	1.694	0.10	EA	
lra2a_01137*	06514038-0344546	6 51 40.4	-3 44 54.9	14.954	8.149	0.08	α^2 CVn	
lra2a_01163*	06511819-0407406	6 51 18.2	-4 7 40.4	15.243	0.530	0.08	RRLyr	
lra2a_01168*	06515875-0335435	6 51 58.8	-3 35 44.0	12.122	0.665	0.20	VAR	
lra2a_01169*	06515256-0340546	6 51 52.6	-3 40 54.9	15.197	3.941	0.10	VAR	
lra2a_01170*	06514139-0349581	6 51 41.4	-3 49 58.2	12.295	1.010	0.02	γ Dor	
lra2a_01184*	06512594-0406260	6 51 25.9	-4 6 25.8	15.992	1.723	0.15	VAR	
lra2a_01191*	06515385-0345415	6 51 53.9	-3 45 41.9	12.580	0.666	0.02	EW	
lra2a_01194c*	06503821-0447288	6 50 38.2	-4 47 29.0	15.913	32.136	0.00	LP/CV	
lra2a_01196c*	06503844-0447354	6 50 38.4	-4 47 35.6	15.777	32.159	0.00	LP/CV	
lra2a_01211*	06520334-0342160	6 52 3.4	-3 42 16.3	17.281	0.620	0.82	EB	
lra2a_01212*	06511753-0420239	6 51 17.5	-4 20 23.8	13.538	0.762	0.04	EW	
lra2a_01219*	06514910-0356440	6 51 49.1	-3 56 44.1	12.680	0.665	0.03	EW	
lra2a_01224*	06521674-0335553	6 52 16.8	-3 35 55.6	13.772	1.881	0.30	EB	
lra2a_01245*	06521143-0343311	6 52 11.4	-3 43 31.4	13.396	1.700	0.10	VAR	
lra2a_01246*	06514341-0406202	6 51 43.4	-4 6 20.2	16.212	2.271	0.15	EB	
lra2a_01253*	06505580-0446098	6 50 55.8	-4 46 9.9	13.632	6.817	0.06	ELL/SP	
lra2a_01265*	06512426-0425509	6 51 24.3	-4 25 50.8	15.637	3.394	0.13	DCEP	
lra2a_01269*	06521408-0346014	6 52 14.1	-3 46 1.7	12.845	0.628	0.08	RRLyr	
lra2a_01293*	06522569-0340401	6 52 25.7	-3 40 40.4	15.697	0.704	0.20	RRLyr	
lra2a_01297*	06513157-0425357	6 51 31.6	-4 25 35.7	13.383	0.846	0.14	EW	
lra2a_01298*	06521428-0351005	6 52 14.3	-3 51 0.3	16.919	0.650	0.38	RRLyr	
lra2a_01310*	06522283-0347013	6 52 22.8	-3 47 1.5	14.390	5.341	0.05	VAR	
lra2a_01314*	06524208-0332543	6 52 42.1	-3 32 54.5	14.454	0.661	0.50	EB	
lra2a_01338	06524845-0332472	6 52 48.4	-3 32 47.3	13.972	5.896	0.08	DCEP	
lra2a_01358*	06514548-0429172	6 51 45.5	-4 29 17.0	14.570	14.277	0.15	DCEP	
lra2a_01366	06525102-0336570	6 52 51.0	-3 36 57.2	14.840	9.298	0.04	α^2 CVn	
lra2a_01372*	06522231-0401110	6 52 22.3	-4 1 11.2	15.020	0.485	0.35	EB	
lra2a_01381	06530018-0332288	6 53 0.2	-3 32 28.8	16.424	0.583	0.40	EB	
lra2a_01384*	06523144-0356300	6 52 31.4	-3 56 30.2	14.003	1.083	0.04	γ Dor	
lra2a_01394	06524198-0350201	6 52 42.0	-3 50 20.4	15.497	6.133	0.08	α^2 CVn	

Table 4. continued.

BEST ID	2MASS ID	α (J2000)	δ (J2000)	Mean mag(mag)	Period (days)	Amplitude (mag)	Type	Other Names
lra2a_01396	06530279-0333359	6 53 2.8	-3 33 35.8	14.063	2.754	0.05	VAR	
lra2a_01405*	06522763-0404042	6 52 27.6	-4 4 4.2	14.623	14.576	0.05	VAR	
lra2a_01427*	06520097-0428571	6 52 1.0	-4 28 57.0	15.200	1.589	0.06	ELL/SP	
lra2a_01429*	06515040-0437579	6 51 50.4	-4 37 57.8	14.641	17.165	0.08	α^2 CVn	
lra2a_01441	06524826-0355267	6 52 48.3	-3 55 26.9	14.253	0.868	0.09	RRLyr	
lra2a_01456*	06515958-0438103	6 51 59.6	-4 38 10.2	14.604	2.091	0.20	EB	
lra2a_01462	06524744-0359531	6 52 47.4	-3 59 53.2	12.295	0.129	0.04	DSCT	
lra2a_01472	06532070-0335031	6 53 20.7	-3 35 2.9	15.667	4.634	0.10	VAR	
lra2a_01487	06524919-0405332	6 52 49.2	-4 5 33.4	15.009	1.724	0.15	DCEP/EW	
lra2a_01492*	06530180-0356043	6 53 1.8	-3 56 4.5	13.896	1.344	0.05	SP/ELL	
lra2a_01510*	06530390-0359478	6 53 3.9	-3 59 48.0	14.123	12.578	0.05	α^2 CVn	
lra2a_01533*	06525598-0411048	6 52 56.0	-4 11 5.0	15.110	1.247	0.06	γ Dor	
lra2a_01550	06534316-0335545	6 53 43.1	-3 35 54.1	12.602	1.213	0.08	VAR	
lra2a_01551*	06525515-0415177	6 52 55.2	-4 15 17.9	14.796	1.849	0.10	VAR	
lra2a_01565	06534650-0337257	6 53 46.4	-3 37 25.3	16.391	3.229	0.25	DCEP	
lra2a_01573	06535554-0333262	6 53 55.4	-3 33 25.3	15.641	1.886	0.20	DCEP	
lra2a_01584*	06530293-0418533	6 53 3.0	-4 18 53.4	15.835	1.648	0.10	α^2 CVn	
lra2a_01592	06534626-0345272	6 53 46.2	-3 45 27.2	14.126	2.276	0.08	α^2 CVn	
lra2a_01593*	06525199-0429498	6 52 52.0	-4 29 49.8	16.380	0.964	0.60	EB	
lra2a_01595	06534626-0345435	6 53 46.2	-3 45 43.4	15.574	2.790	0.35	DCEP	
lra2a_01609*	06525078-0433067	6 52 50.8	-4 33 6.7	15.539	0.227	0.30	DSCT/EW	
lra2a_01627*	06525914-0429063	6 52 59.1	-4 29 6.3	16.564	0.253	0.56	EW	
lra2a_01686	06540969-0344074	6 54 9.7	-3 44 6.9	15.452	7.362	0.10	LP	
lra2a_01702	06533647-0413215	6 53 36.8	-4 13 15.6	14.357	0.876	1.00	EA	XZ Mon
lra2a_01739	06530708-0440366	6 53 7.1	-4 40 36.5	15.650	1.132	0.20	EA	
lra2a_01811	06535071-0412227	6 53 50.7	-4 12 23.0	17.030	0.255	0.65	EW	
lra2a_01820c	06535998-0405514	6 53 60.0	-4 5 51.7	13.866	0.498	0.06	VAR	
lra2a_01828c	06542227-0348393	6 54 22.2	-3 48 38.7	12.545	0.498	0.04	VAR	
lra2a_01858c	06540106-0408135	6 54 1.1	-4 8 13.8	13.896	0.498	0.08	VAR	

Table 5. Periodic variable stars detected in LRA2b.

BEST ID	2MASS ID	α (J2000)	δ (J2000)	Mean mag(mag)	Period (days)	Amplitude (mag)	Type	Other Names
lra2b_00049	06535497-0553063	6 53 55.0	-5 53 6.6	14.806	6.269	0.08	α^2 CVn	
lra2b_00053	06545012-0507166	6 54 50.1	-5 7 16.8	16.934	0.280	0.54	EW	
lra2b_00116	06531502-0617280	6 53 15.0	-6 17 28.2	13.296	1.891	0.12	EW	
lra2b_00117	06533942-0557263	6 53 39.4	-5 57 26.7	14.116	0.886	0.15	RRLyr	
lra2b_00124	06531766-0614104	6 53 17.7	-6 14 10.6	15.493	8.936	0.15	VAR	
lra2b_00137	06533463-0558279	6 53 34.7	-5 58 28.2	17.231	0.708	0.60	EB	
lra2b_00179* ⁵	06533609-0551510	6 53 36.1	-5 51 51.2	16.139	2.568	0.15	VAR	
lra2b_00186	06530929-0612448	6 53 9.3	-6 12 44.9	12.294	0.690	0.10	EW	
lra2b_00190	06543360-0503138	6 54 33.7	-5 3 13.3	13.171	0.287	0.09	DSCT	
lra2b_00222	06531071-0605587	6 53 10.7	-6 5 58.9	16.008	4.290	0.15	VAR	
lra2b_00250	06532919-0547016	6 53 29.2	-5 47 1.9	13.527	1.022	0.15	γ Dor	
lra2b_00269	06535058-0524204	6 53 50.6	-5 24 20.3	16.148	3.600	0.40	EB	
lra2b_00295	06541558-0458539	6 54 15.6	-4 58 54.0	15.369	2.396	0.20	DCEP	
lra2b_00300	06540467-0506508	6 54 4.7	-5 6 51.1	16.351	0.251	0.40	EW	
lra2b_00323*	06531961-0540496	6 53 19.6	-5 40 49.6	15.383	0.373	0.70	EW	
lra2b_00331	06541082-0456551	6 54 10.8	-4 56 55.2	16.108	0.344	0.50	EB	
lra2b_00348	06524623-0601086	6 52 46.2	-6 1 8.8	15.318	1.209	0.15	DCEP	
lra2b_00376*	06530026-0542399	6 53 0.3	-5 42 40.1	12.489	0.898	0.05	VAR	
lra2b_00378*	06530722-0536314	6 53 7.2	-5 36 31.6	15.789	21.515	0.20	VAR	
lra2b_00389*	06534165-0502400	6 53 41.7	-5 2 40.1	16.581	2.254	0.40	EA	
lra2b_00396	06524244-0549140	6 52 42.4	-5 49 14.2	13.283	4.217	0.08	ELL/SP	
lra2b_00397	06520502-0619199	6 52 5.0	-6 19 19.9	15.069	1.101	0.10	ELL/SP	
lra2b_00402*	06524739-0544130	6 52 47.4	-5 44 13.2	13.247	4.449	0.10	ELL/SP	
lra2b_00411*	06533975-0458220	6 53 39.8	-4 58 22.2	14.255	2.196	0.07	EB	
lra2b_00412*	06530095-0529521	6 53 1.0	-5 29 52.2	13.485	2.130	0.05	ELL	
lra2b_00419*	06533531-0459416	6 53 35.3	-4 59 41.7	14.017	1.368	0.06	α^2 CVn	
lra2b_00421*	06533499-0459421	6 53 35.0	-4 59 42.2	13.998	1.369	0.06	α^2 CVn	
lra2b_00429	06523176-0550078	6 52 31.8	-5 50 8.0	14.256	2.117	0.08	VAR	
lra2b_00430*	06524238-0541250	6 52 42.4	-5 41 25.1	14.927	0.352	0.70	EW	
lra2b_00443	06520504-0608578	6 52 5.0	-6 8 57.9	15.792	0.991	0.60	EW	
lra2b_00446	06520464-0608504	6 52 4.7	-6 8 50.9	17.155	0.991	1.00	VAR	
lra2b_00465	06521691-0554377	6 52 16.9	-5 54 37.7	14.306	14.355	0.06	LP	
lra2b_00466	06520721-0602299	6 52 7.2	-6 2 30.1	15.829	1.429	0.40	EA	
lra2b_00468	06522936-0544153	6 52 29.4	-5 44 15.4	14.252	0.561	0.20	EW	
lra2b_00469	06522734-0545516	6 52 27.3	-5 45 51.8	13.481	0.911	0.40	EA	EI Mon
lra2b_00490	06520377-0601463	6 52 3.8	-6 1 46.4	14.639	0.778	0.10	RRLyr	
lra2b_00493*	06524754-0525438	6 52 47.5	-5 25 43.8	13.142	2.138	0.08	α^2 CVn	
lra2b_00506*	06522377-0542400	6 52 23.8	-5 42 40.2	14.371	2.674	0.04	α^2 CVn	
lra2b_00511*	06525612-0515414	6 52 56.1	-5 15 41.6	14.302	0.620	0.08	EW	
lra2b_00513*	06524744-0522276	6 52 47.4	-5 22 27.6	14.758	5.042	0.05	VAR	
lra2b_00514	06515497-0605171	6 51 55.0	-6 5 17.1	14.513	0.582	0.38	EB	
lra2b_00518	06524748-0521590	6 52 47.5	-5 21 59.1	14.069	0.528	0.15	EW	
lra2b_00527	06515947-0559171	6 51 59.5	-5 59 17.4	15.528	2.718	0.25	DCEP	
lra2b_00551	06520404-0551036	6 52 4.0	-5 51 3.6	15.499	0.354	0.66	EW	
lra2b_00566	06520099-0551089	6 52 1.0	-5 51 8.8	16.870	0.302	0.64	EW	
lra2b_00570*	06522020-0535137	6 52 20.2	-5 35 13.7	15.063	1.260	0.15	DCEP	
lra2b_00590*	06525605-0503355	6 52 56.1	-5 3 35.6	16.898	24.786	0.00	LP	

⁵ Stars with asterisk are located in the CoRoT's exoplanetary field-of-view.

Table 5. continued.

BEST ID	2MASS ID	α (J2000)	δ (J2000)	Mean mag(mag)	Period (days)	Amplitude (mag)	Type	Other Names
lra2b_00595*	06530906-0452194	6 53 9.1	-4 52 19.4	14.352	2.723	0.06	SP	
lra2b_00598*	06523900-0515585	6 52 39.0	-5 15 58.6	14.903	3.274	0.08	α^2 CVn	
lra2b_00617	06512904-0609407	6 51 29.0	-6 9 40.9	16.923	0.311	0.53	EW	
lra2b_00620	06512696-0610504	6 51 27.0	-6 10 50.3	12.975	1.683	0.10	α^2 CVn	
lra2b_00629*	06521553-0529554	6 52 15.5	-5 29 55.6	14.415	0.114	0.08	DSCT	
lra2b_00656	06512963-0602256	6 51 29.6	-6 2 25.6	14.434	0.493	0.08	SP	
lra2b_00674*	06522265-0516311	6 52 22.7	-5 16 31.3	13.419	0.217	0.05	SXPHE	
lra2b_00675*	06523346-0507400	6 52 33.5	-5 7 39.8	14.024	32.080	0.00	LP	
lra2b_00678	06511451-0610357	6 51 14.5	-6 10 35.9	12.724	18.657	0.07	α^2 CVn	
lra2b_00681*	06520776-0526248	6 52 7.8	-5 26 24.8	14.339	2.047	0.30	EA	
lra2b_00687	06511964-0605018	6 51 19.7	-6 5 2.1	15.818	2.274	0.15	DCEP	
lra2b_00722*	06523066-0458166	6 52 30.7	-4 58 16.7	17.249	1.523	0.30	DCEP	
lra2b_00730*	06514351-0535028	6 51 43.5	-5 35 3.0	13.384	2.674	0.05	VAR	
lra2b_00733*		6 51 47.4	-5 30 42.7	15.918	0.973	0.14	RRLYr	
lra2b_00738	06512387-0549233	6 51 23.9	-5 49 23.6	13.585	1.014	0.12	SP	
lra2b_00742*	06513994-0535082	6 51 39.9	-5 35 8.3	14.805	1.662	0.06	SP	
lra2b_00743	06510486-0603305	6 51 4.9	-6 3 30.5	15.054	1.140	0.07	γ Dor	
lra2b_00745	06512019-0550241	6 51 20.2	-5 50 24.2	16.239	1.633	0.18	DCEP	
lra2b_00755*	06520507-0511481	6 52 5.1	-5 11 48.3	14.990	0.895	0.14	RRLYr	
lra2b_00761*	06515838-0515216	6 51 58.4	-5 15 21.7	15.134	14.554	0.30	DCEP	
lra2b_00772*	06514236-0525587	6 51 42.4	-5 25 58.9	13.694	1.011	0.03	γ Dor	
lra2b_00785	06505928-0557488	6 50 59.3	-5 57 49.0	13.949	1.051	0.06	VAR	
lra2b_00786*	06521123-0458477	6 52 11.2	-4 58 47.7	15.476	11.531	0.15	ELL	
lra2b_00800	06505581-0558198	6 50 55.8	-5 58 20.0	14.887	0.946	0.15	EA	
lra2b_00803	06504824-0604034	6 50 48.2	-6 4 3.4	13.564	0.300	0.05	EW	
lra2b_00807*	06515425-0509363	6 51 54.3	-5 9 36.6	15.881	2.923	0.16	DCEP	
lra2b_00821*	06513340-0524050	6 51 33.4	-5 24 5.0	15.484	1.723	0.15	EA	
lra2b_00843	06510251-0546453	6 51 2.5	-5 46 45.5	17.573	0.737	0.90	EB	
lra2b_00844	06505996-0548080	6 50 60.0	-5 48 8.1	16.407	2.323	0.17	SP	
lra2b_00855*	06514089-0513051	6 51 40.9	-5 13 5.3	13.155	2.208	0.06	α^2 CVn	
lra2b_00865	06504363-0557114	6 50 43.6	-5 57 11.7	14.758	35.685	0.00	LP	
lra2b_00884*	06512729-0517154	6 51 27.3	-5 17 15.6	14.332	0.897	0.06	SP	
lra2b_00915	06514570-0457314	6 51 45.7	-4 57 31.7	15.885	0.326	0.40	EW	
lra2b_00928	06514146-0459244	6 51 41.5	-4 59 24.8	15.133	0.656	0.18	EA	
lra2b_00949*	06505007-0536311	6 50 50.1	-5 36 31.3	13.904	1.862	0.06	VAR	
lra2b_00951*	06514300-0453055	6 51 43.0	-4 53 5.7	13.707	10.812	0.08	VAR	
lra2b_00958*	06505816-0526537	6 50 58.2	-5 26 53.9	16.071	0.644	0.30	EW	
lra2b_00962*	06513913-0452228	6 51 39.2	-4 52 22.8	14.773	0.118	0.06	DSCT	
lra2b_00963*	06505216-0530253	6 50 52.2	-5 30 25.5	16.299	0.281	0.30	EW	
lra2b_00968*	06505364-0527405	6 50 53.6	-5 27 40.8	12.419	0.975	0.22	VAR	
lra2b_00973*	06504607-0532038	6 50 46.1	-5 32 3.8	16.684	1.218	0.20	EA	
lra2b_00977*	06504580-0531555	6 50 45.8	-5 31 55.6	15.448	1.218	0.19	EA	
lra2b_00980*	06510243-0517248	6 51 2.4	-5 17 25.1	15.037	3.724	0.06	α^2 CVn	
lra2b_00981	06501663-0554437	6 50 16.6	-5 54 43.9	14.572	7.399	0.06	VAR	
lra2b_00988*	06502912-0542443	6 50 29.1	-5 42 44.5	13.337	4.746	0.13	DCEP	
lra2b_00992*	06504360-0530168	6 50 43.6	-5 30 16.9	14.879	3.240	0.12	α^2 CVn	
lra2b_01014*	06512189-0455005	6 51 21.9	-4 55 0.5	16.412	1.223	0.21	EW	
lra2b_01032*	06504096-0525512	6 50 41.0	-5 25 51.3	13.817	1.266	0.08	ELL	
lra2b_01041	06494574-0607317	6 49 45.7	-6 7 31.5	13.593	13.050	0.06	VAR	

Table 5. continued.

BEST ID	2MASS ID	α (J2000)	δ (J2000)	Mean mag(mag)	Period (days)	Amplitude (mag)	Type	Other Names
lra2b_01044c ⁶	06501028-0547043	6 50 10.3	-5 47 4.5	14.918	0.464	0.07	RRLyr/SP	
lra2b_01045c	06500991-0547067	6 50 9.9	-5 47 6.9	14.702	0.464	0.08	RRLyr/SP	
lra2b_01046*	06501652-0541335	6 50 16.5	-5 41 33.7	13.596	2.385	0.05	VAR	
lra2b_01047	06500958-0547029	6 50 9.6	-5 47 3.5	15.212	0.929	0.14	VAR	
lra2b_01052*	06503814-0521479	6 50 38.1	-5 21 48.0	15.736	21.404	0.17	DCEP	
lra2b_01074*	06504774-0508275	6 50 47.8	-5 8 27.7	13.844	0.634	0.08	SP	
lra2b_01075*	06503217-0521030	6 50 32.2	-5 21 2.9	17.094	1.551	0.40	EW	
lra2b_01076	06494076-0602507	6 49 40.7	-6 2 50.7	16.192	0.647	0.31	EB	
lra2b_01080*		6 50 23.9	-5 26 29.5	15.488	0.746	0.18	EA	
lra2b_01081*	06510815-0449172	6 51 8.2	-4 49 17.3	13.373	8.074	0.10	α^2 CVn	
lra2b_01082	06495929-0545296	6 49 59.3	-5 45 29.7	16.376	0.671	0.60	EA	
lra2b_01087	06495406-0549242	6 49 54.1	-5 49 24.3	16.489	0.532	0.40	EW	
lra2b_01088	06495901-0545215	6 49 59.0	-5 45 21.7	16.034	0.671	0.10	EA	
lra2b_01098	06493916-0600049	6 49 39.1	-6 0 5.1	14.808	9.771	0.20	DCEP/CV	
lra2b_01100	06495722-0544422	6 49 57.2	-5 44 42.3	15.000	7.347	0.19	DCEP	
lra2b_01113*	06501060-0531341	6 50 10.6	-5 31 34.3	13.444	0.719	0.05	RRLyr	
lra2b_01126*c	06501813-0523164	6 50 18.1	-5 23 16.4	16.336	1.287	0.15	DCEP	
lra2b_01127*c	06501791-0523109	6 50 18.0	-5 23 10.5	16.474	1.287	0.15	DCEP	
lra2b_01139	06494359-0549498	6 49 43.6	-5 49 49.8	13.666	2.656	0.08	SP	
lra2b_01144*	06504492-0459068	6 50 44.9	-4 59 7.1	13.625	0.586	0.20	EB	
lra2b_01149*	06500103-0534332	6 50 1.0	-5 34 33.3	15.151	0.906	0.10	EW	
lra2b_01151*	06503379-0507263	6 50 33.8	-5 7 26.4	14.743	2.184	0.12	DCEP	
lra2b_01172*	06500956-0524553	6 50 9.6	-5 24 55.4	13.846	0.618	0.08	RRLyr	
lra2b_01192*	06504495-0453327	6 50 45.0	-4 53 32.7	14.736	3.878	0.10	EA	
lra2b_01202*	06500738-0521515	6 50 7.4	-5 21 51.6	15.698	11.039	0.14	DCEP	
lra2b_01205	06494101-0542384	6 49 41.0	-5 42 38.7	13.920	0.413	0.15	EB	
lra2b_01207*	06500183-0524501	6 50 1.8	-5 24 50.2	14.341	1.958	0.05	SP	
lra2b_01208*	06500867-0518563	6 50 8.7	-5 18 56.4	15.807	9.226	0.20	VAR	
lra2b_01221*	06495556-0527141	6 49 55.6	-5 27 14.2	15.767	0.832	0.16	EA	
lra2b_01225*	06503112-0457068	6 50 31.1	-4 57 7.0	14.154	1.659	0.08	VAR	
lra2b_01227	06492270-0552235	6 49 22.7	-5 52 23.8	16.377	27.914	0.00	LP	
lra2b_01248*	06495338-0522213	6 49 53.4	-5 22 21.4	16.321	2.889	0.25	DCEP	
lra2b_01256*	06493107-0538073	6 49 31.1	-5 38 7.3	16.366	3.036	0.23	DCEP	
lra2b_01257	06491567-0550387	6 49 15.7	-5 50 38.9	14.070	1.486	0.08	EA	
lra2b_01264	06491528-0548185	6 49 15.3	-5 48 18.6	16.182	0.265	0.30	DSCT	
lra2b_01265	06502464-0450471	6 50 24.7	-4 50 47.3	15.058	1.294	0.06	SP	
lra2b_01274*	06493709-0525568	6 49 37.1	-5 25 56.5	14.714	6.168	0.08	α^2 CVn	
lra2b_01275c	06491749-0541441	6 49 17.5	-5 41 44.2	15.400	0.260	0.30	EW	
lra2b_01277c	06491712-0541423	6 49 17.1	-5 41 42.6	15.395	0.260	0.30	EW	
lra2b_01285*	06500301-0502506	6 50 3.0	-5 2 50.7	16.109	1.541	0.33	EB	
lra2b_01286*	06493048-0529167	6 49 30.5	-5 29 16.7	15.190	3.194	0.17	DCEP	
lra2b_01287c	06490818-0546524	6 49 8.2	-5 46 52.8	15.826	1.021	0.10	γ Dor	
lra2b_01288c		6 49 8.3	-5 46 48.5	16.031	1.021	0.15	γ Dor	
lra2b_01292*c	06501084-0455094	6 50 10.8	-4 55 9.4	14.300	2.959	0.12	SP	
lra2b_01293*c	06501055-0455148	6 50 10.6	-4 55 14.2	14.527	2.956	0.12	SP	
lra2b_01296		6 49 30.9	-5 27 16.1	15.472	7.616	0.08	VAR	
lra2b_01303*	06503162-0436431	6 50 31.6	-4 36 42.7	16.194	2.135	0.18	DCEP	

⁶ Potential stellar crowding affecting the light curve of stars is marked with c.

Table 5. continued.

BEST ID	2MASS ID	α (J2000)	δ (J2000)	Mean mag(mag)	Period (days)	Amplitude (mag)	Type	Other Names
lra2b_01307*	06494075-0518003	6 49 40.7	-5 18 0.3	15.074	4.091	0.10	DCEP	
lra2b_01309*	06494036-0518019	6 49 40.4	-5 18 2.0	15.138	4.094	0.10	DCEP	
lra2b_01316*	06494150-0515029	6 49 41.5	-5 15 3.0	15.147	4.197	0.06	VAR	
lra2b_01330	06490566-0540459	6 49 5.7	-5 40 46.0	14.815	1.412	0.08	EB	
lra2b_01334*	06495851-0456485	6 49 58.5	-4 56 48.7	16.261	0.303	0.60	EW	
lra2b_01340*	06492045-0526540	6 49 20.5	-5 26 54.1	14.049	1.266	0.30	EB	
lra2b_01352*	06492382-0521252	6 49 23.8	-5 21 25.3	15.384	1.584	0.12	VAR	
lra2b_01364*	06493845-0508114	6 49 38.4	-5 8 11.4	14.225	4.751	0.15	DCEP	
lra2b_01368*	06500269-0447453	6 50 2.7	-4 47 45.5	14.586	1.190	0.10	SP	
lra2b_01369	06484618-0549328	6 48 46.2	-5 49 32.9	12.352	0.117	0.06	SXPHE	
lra2b_01371*	06493408-0510099	6 49 34.1	-5 10 9.9	14.500	2.853	0.08	EA	
lra2b_01372*		6 49 34.3	-5 10 4.4	15.016	2.856	0.12	EA	
lra2b_01384	06484661-0545492	6 48 46.6	-5 45 49.5	14.932	0.470	0.40	EW	
lra2b_01387		6 48 46.2	-5 45 45.9	15.928	0.470	0.80	VAR	
lra2b_01394	06483196-0556002	6 48 31.9	-5 56 0.6	15.239	4.075	0.10	VAR	
lra2b_01396	06484147-0547398	6 48 41.5	-5 47 40.0	17.123	1.526	0.48	DCEP	
lra2b_01404	06482945-0556226	6 48 29.4	-5 56 22.9	15.166	0.943	0.15	EB	
lra2b_01405	06483132-0554408	6 48 31.3	-5 54 41.0	13.455	20.097	0.04	LP	
lra2b_01437	06484069-0537534	6 48 40.7	-5 37 53.5	14.378	0.418	0.40	EW	
lra2b_01458*c		6 49 15.5	-5 3 23.4	14.816	0.291	0.60	EW	
lra2b_01459*c	06491524-0503301	6 49 15.2	-5 3 30.4	13.860	0.291	0.60	EW	
lra2b_01463*	06485685-0518103	6 48 56.9	-5 18 10.4	14.986	1.110	0.14	EA	
lra2b_01482*	06482851-0535595	6 48 28.5	-5 35 59.7	13.055	1.918	0.06	ELL	
lra2b_01485	06480100-0557326	6 48 1.0	-5 57 33.0	12.295	0.497	0.40	EB	
lra2b_01511*	06485620-0507196	6 48 56.2	-5 7 19.7	14.946	1.020	0.08	SP	
lra2b_01549	06475182-0552172	6 47 51.8	-5 52 17.7	14.762	1.588	0.07	ELL	
lra2b_01552*	06483819-0513562	6 48 38.2	-5 13 56.1	16.363	0.280	0.40	EB	
lra2b_01554*	06481923-0528506	6 48 19.2	-5 28 50.6	14.868	18.604	0.10	VAR	
lra2b_01561*	06490490-0449310	6 49 4.9	-4 49 31.2	16.145	0.363	0.60	EW	
lra2b_01600*	06484535-0458261	6 48 45.3	-4 58 26.2	15.709	0.387	0.30	EA	
lra2b_01630*	06484143-0456395	6 48 41.4	-4 56 39.6	15.547	5.893	0.60	EA	
lra2b_01648	06474385-0541125	6 47 43.8	-5 41 12.8	12.560	1.952	0.12	ELL	
lra2b_01660	06472622-0554256	6 47 26.2	-5 54 26.1	13.948	0.894	0.06	SP	
lra2b_01691	06474781-0534160	6 47 47.8	-5 34 16.2	16.389	2.230	0.20	DCEP	