

GW quasi-particle spectra from occupied states only

P. Umari,¹ Geoffrey Stenuit,¹ and Stefano Baroni^{2,1}

¹*INFN-CNR DEMOCRITOS Theory@Elettra group, c/o Sincrotrone Trieste,
Area Science Park, I-34012 Basovizza, Trieste, Italy*

²*SISSA – Scuola Internazionale Superiore di Studi Avanzati, via Beirut 2-4, I-34151 Trieste Grignano, Italy*
(Dated: November 11, 2018)

We introduce a method that allows for the calculation of quasi-particle spectra in the GW approximation, yet avoiding any explicit reference to empty one-electron states. This is achieved by expressing the irreducible polarizability operator and the self-energy operator through a set of linear response equations, which are solved using a Lanczos-chain algorithm. We first validate our approach by calculating the vertical ionization energies of the benzene molecule and then show its potential by addressing the spectrum of a large molecule such as free-base tetraphenylporphyrin.

PACS numbers: 31.15.xm, 71.15.Qe, 71.15.Mb

In spite of the formidable success met over the past forty years in the simulation of materials, based on electronic-structure theory [1], density-functional theory (DFT) [2] is essentially limited to ground-state properties and its time-dependent extension [3] still displays conceptual and practical difficulties. Many-body perturbation theory (MBPT) [4], in turn, provides a general, though awkward, framework for simulating electronic excitation processes in materials. The most elementary such process is the removal/addition of an electron from a system originally in its ground state. These processes are accessible to direct/inverse photo-emission spectroscopies and can be described theoretically in terms of *quasi-particle* (QP) spectra [4]. A numerically viable approach to QP energy levels (known as the GW approximation, GWA) was introduced in the 60's [5, 6], but it took two decades for a realistic application of it to appear [7], and still now the routine application of MBPT to the simulation of materials is plagued by severe numerical difficulties, which have limited so far these applications to models of a few handfuls of nonequivalent atoms, at most. The two main such difficulties are the necessity to calculate and manipulate large matrices representing the charge response of the system (electron polarizabilities or polarization propagators) [8], on the one hand, and that of expressing such response functions in terms of slowly converging sums over empty one-electron states [8, 9, 10, 11], on the other hand. In a recent paper, we have successfully addressed the first problem by expressing polarizability operators in terms of an optimally small set of basis functions [8]. In the present letter we address, and hopefully solve, the second problem by introducing a new method to calculate polarizability operators and self-energy operators, based on a Lanczos-chain technique, inspired by recent progresses in time-dependent density-functional perturbation theory [12, 13]. Our approach is first validated by calculating the vertical ionization energies of the benzene molecule, and its power demonstrated by addressing the spectrum of a large molecule such as free-base tetraphenylporphyrin.

QP energies (QPE) are eigenvalues of a Schrödinger-like QP equation (QPEq) for the so-called QP amplitudes (QPA), which is similar to the DFT Kohn-Sham equation with the exchange-correlation potential, $V_{xc}(\mathbf{r})$, replaced by the non-local, energy-dependent, and non-Hermitian self-energy operator, $\Sigma(\mathbf{r}, \mathbf{r}', \omega)$. In the GWA [5, 6] Σ is the convolution of the one-electron propagator, G , and of the dynamically screened interaction, W :

$$\Sigma_{GW}(\mathbf{r}, \mathbf{r}'; \omega) = \frac{i}{2\pi} \int_{-\infty}^{\infty} d\omega' G(\mathbf{r}, \mathbf{r}'; \omega') W(\mathbf{r}, \mathbf{r}'; \omega - \omega'), \quad (1)$$

where $W = v + v \cdot \Pi \cdot v$, $\Pi(\mathbf{r}, \mathbf{r}'; \omega) = (1 - P \cdot v)^{-1} \cdot P$ is the reducible polarizability, P the irreducible one, $v(\mathbf{r}, \mathbf{r}') = \frac{1}{|\mathbf{r} - \mathbf{r}'|}$ is the bare Coulomb interaction, and a dot indicates the product of two kernels, such as in $v \cdot \Pi(\mathbf{r}, \mathbf{r}', \omega) = \int d\mathbf{r}'' v(\mathbf{r}, \mathbf{r}'') \Pi(\mathbf{r}'', \mathbf{r}', \omega)$. We assume time-reversal invariance to hold—so that wave-functions are real—and we work on the imaginary-frequency axis [14]: real-frequency results are then recovered upon analytic continuation. One further approximation is the so called $G^\circ W^\circ$ one, where the one-electron propagator is obtained from the QPEq using a model real and energy-independent self-energy, such as *e.g.* $\Sigma^\circ = V_{xc}(\mathbf{r})\delta(\mathbf{r} - \mathbf{r}')$, and the irreducible polarizability is calculated in the random-phase approximation (RPA):

$$P^\circ(\mathbf{r}, \mathbf{r}'; i\omega) = 4\text{Re} \sum_{cv} \frac{\psi_c(\mathbf{r})\psi_v(\mathbf{r}')\psi_v(\mathbf{r})\psi_c(\mathbf{r}')}{i\omega - (\epsilon_c - \epsilon_v)}, \quad (2)$$

where ψ and ϵ are zero-th order QPAs and QPEs, and v and c suffixes indicate occupied and empty states, respectively. To first order in $\hat{\Sigma}' = \hat{\Sigma}_{G^\circ W^\circ} - \hat{\Sigma}^\circ$, QPEs are given by the equation: $E_n \approx \epsilon_n + \langle \hat{\Sigma}_{G^\circ W^\circ}(E_n) \rangle_n - \langle \hat{V}_{XC} \rangle_n$, where $\langle \hat{A} \rangle_n = \langle \psi_n | \hat{A} | \psi_n \rangle$, and quantum-mechanical operators are indicated by a caret.

In Ref. [8], we reported on a strategy to build an optimal representation for the polarizability operators, in terms of a reduced, yet controllable accurate, orthonor-

mal basis set $\{\Phi_\mu(\mathbf{r})\}$:

$$P^\circ(\mathbf{r}, \mathbf{r}', i\omega) = \sum_{\mu\nu} P_{\mu\nu}^\circ(i\omega) \Phi_\mu(\mathbf{r}) \Phi_\nu(\mathbf{r}'). \quad (3)$$

Using the RPA, Eq. (2), $P_{\mu\nu}^\circ(i\omega)$ reads :

$$P_{\mu\nu}^\circ(i\omega) = -4\text{Re} \sum_{v,c} \frac{1}{\epsilon_c - \epsilon_v + i\omega} \times \int d\mathbf{r} d\mathbf{r}' \Phi_\mu(\mathbf{r}) \psi_v(\mathbf{r}) \psi_c(\mathbf{r}) \psi_v(\mathbf{r}') \psi_c(\mathbf{r}') \Phi_\nu(\mathbf{r}'). \quad (4)$$

Suppose that such a representation for P° can be found without any explicit reference to empty states (later we will show how this can be achieved). In order to eliminate the sum over empty states in Eq. (4), we introduce the projector operator over the empty-state (*electron*) manifold, $\hat{Q}_e = \hat{1} - \hat{Q}_h$, \hat{Q}_h being the projector onto occupied (*hole*) states. In terms of \hat{Q}_e , Eq. (4) reads:

$$P_{\mu\nu}^\circ(i\omega) = -4\text{Re} \sum_v \langle \psi_v \Phi_\mu | \hat{Q}_e (\hat{H}^\circ - \epsilon_v + i\omega)^{-1} \hat{Q}_e | \psi_v \Phi_\nu \rangle, \quad (5)$$

where \hat{H}° is the QP Hamiltonian corresponding to $\hat{\Sigma}^\circ$ and $|\psi_v \Phi_\nu\rangle$ is the vector whose coordinate representation is $\langle \mathbf{r} | \psi_v \Phi_\nu \rangle = \psi_v(\mathbf{r}) \Phi_\nu(\mathbf{r})$. A direct approach to Eq. (5) would require the inversion of $(\hat{H}^\circ - \epsilon_v + i\omega)$ for every value of the (imaginary) frequency and the application of the resulting inverse to $N_v \times N_P$ vectors, where N_v and N_P are the number of valence states and polarizability basis functions, respectively, thus making the resulting algorithm unwieldy. In order to substantially reduce the computational load, we proceed in two steps: we first reduce the number of functions to which the inverse shifted Hamiltonian in Eq. (5) has to be applied; in the second step, the inversion of the shifted Hamiltonian is avoided by a Lanczos-chain algorithm that need not to be repeated for different values of the (imaginary) frequency shift. In the first step an approximate orthonormal basis, $\{t_\alpha(\mathbf{r})\}$, is built for the linear space spanned by the $N_v \times N_P$ vectors, $\{\hat{Q}_e |\psi_v \Phi_\nu\rangle\}$:

$$\langle \mathbf{r} | \hat{Q}_e |\psi_v \Phi_\mu \rangle \approx \sum_{\alpha=1}^{N_T} t_\alpha(\mathbf{r}) T_{\alpha, v\mu}, \quad (6)$$

where $T_{\alpha, v\mu} = \langle t_\alpha | \hat{Q}_e |\psi_v \Phi_\mu \rangle$ and N_T is the number of t functions, which can be kept in general significantly smaller than $N_v \times N_P$. Details on this procedure, based on a block version of the Gram-Schmidt algorithm, will be given elsewhere. Here suffice it to say that for each v index a block of N_P vectors is first orthogonalized to the previously processed block, and then reduced by eliminating the eigenvectors of the overlap matrix corresponding to eigenvalues smaller than a given threshold [8]. Us-

ing Eq. (6), Eq. (5) reads:

$$P_{\mu\nu}^\circ(i\omega) \approx -4\text{Re} \sum_{v, \alpha\beta} \langle t_\alpha | (\hat{H}^\circ - \epsilon_v + i\omega)^{-1} | t_\beta \rangle \times T_{\alpha, v\mu} T_{\beta, v\nu}. \quad (7)$$

Having thus reduced the number of matrix elements of the resolvent of the Hamiltonian in Eq. (5), these matrix elements can be efficiently calculated by a Lanczos-chain algorithm [15], as explained in Ref. [13]. In a nutshell, a frequency-independent chain of vectors is generated for each t function. In the basis of each one of these chains, the Hamiltonian is tridiagonal, and thus easily inverted. A similar approach can be applied to the calculation of the expectation values of the self-energy. By expressing the reducible polarizability in the same representation used for the irreducible one, Eq. (3), $\Pi(\mathbf{r}, \mathbf{r}', \omega) = \sum_{\mu\nu} \Pi_{\mu\nu}(\omega) \Phi_\mu(\mathbf{r}) \Phi_\nu(\mathbf{r}')$, the diagonal matrix elements of the correlation contribution $\hat{\Sigma}_c$ to the self-energy, Eq. (1), can be cast into the form:

$$\langle \hat{\Sigma}_c(i\omega) \rangle_n = \frac{1}{2\pi} \sum_{\mu, \nu} \int d\omega' \Pi_{\mu\nu}(i\omega') \times \langle \psi_n(v\Phi_\mu) | (\hat{H}^\circ - i(\omega - \omega'))^{-1} | \psi_n(v\Phi_\nu) \rangle, \quad (8)$$

where $|\psi_n(v\Phi_\mu)\rangle$ is the vector whose coordinate representation reads: $\langle \mathbf{r} | \psi_n(v\Phi_\mu) \rangle = \psi_n(\mathbf{r}) \int v(\mathbf{r}, \mathbf{r}') \Phi_\mu(\mathbf{r}') d\mathbf{r}'$. The matrix elements on the r.h.s. of Eq. (8) are calculated with a similar procedure as for Eq. (5), where the set of vectors $\{|\psi_n(v\Phi_\mu)\rangle\}$ is first expanded into a suitable optimal basis set, $\{s_\alpha(\mathbf{r})\}$:

$$\langle \mathbf{r} | \psi_n(v\Phi_\mu) \rangle \approx \sum_{\alpha=1}^{N_S} s_\alpha(\mathbf{r}) S_{\alpha, n\mu}, \quad (9)$$

and then by generating a Lanczos chain for each s ; the convolution is finally calculated either by direct integration or by fast Fourier transform.

In Ref. [8] a reduced basis set for the polarizability operators was constructed by expressing the product functions, $\psi_c(\mathbf{r})\psi_v(\mathbf{r})$, in Eq. (2) in terms of localized Wannier-like orbitals. Although the number of empty states needed to achieve a good accuracy can be kept fairly small, still quite a few of them have to be calculated. On the other hand, it was noted that this basis can be kept independent on frequency (or on time). An optimal representation for the polarizability can be thus calculated by diagonalizing the irreducible polarizability operator at $t = 0$ and keeping only those eigenvectors that correspond to eigenvalues larger than a certain threshold. One has:

$$P_\circ(\mathbf{r}, \mathbf{r}'; t = 0) = \sum_{cv} \psi_c(\mathbf{r}) \psi_v(\mathbf{r}) \psi_c(\mathbf{r}') \psi_v(\mathbf{r}') = Q_h(\mathbf{r}, \mathbf{r}') Q_e(\mathbf{r}, \mathbf{r}'), \quad (10)$$

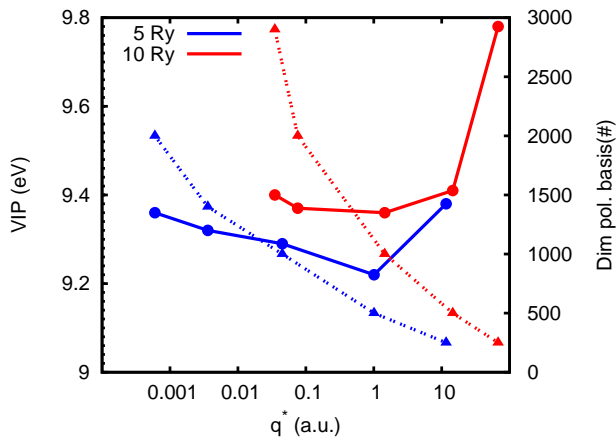


Figure 1: Calculated vertical ionization potential of the benzene molecule (discs, left scale) and dimension of the polarizability basis (triangles, right scale) versus the q^* cutoff. The polarizability basis sets have been constructed with energy cutoffs: $E^* = 5$ Ry (blue) and $E^* = 10$ Ry (red). The lines are a guide to the eye.

where Q_h and Q_e are real-space representations of the projectors onto the hole and electron manifolds, respectively. The eigenpairs of $P_o(t=0)$ can be easily calculated by iterative diagonalization, noting that $Q_e(\mathbf{r}, \mathbf{r}') = \delta(\mathbf{r} - \mathbf{r}') - Q_h(\mathbf{r}, \mathbf{r}')$. Such a procedure would lead however to a number of eigenpairs much larger than strictly needed to achieve a good accuracy in the QP spectra. In order to keep the size of the polarizability basis manageable, we replace \hat{Q}_e in Eq. (10) with the projector over the manifold spanned by plane waves (PWs) up to a kinetic energy of E^* , orthogonalized to the hole manifold (*orthogonalized plane waves*, OPWs), \hat{Q}_e^* . Let $|\bar{\mathbf{G}}\rangle = \hat{Q}_e|\mathbf{G}\rangle$ be one such OPW. In terms of the OPWs, the modified projector reads:

$$\hat{Q}_e^* = \sum_{|\mathbf{G}|^2, |\mathbf{G}'|^2 \leq E^*} |\bar{\mathbf{G}}\rangle \langle \bar{\mathbf{G}}'| \times S_{\mathbf{G}\mathbf{G}'}^{-1}, \quad (11)$$

where $S_{\mathbf{G}\mathbf{G}'} = \langle \bar{\mathbf{G}}|\bar{\mathbf{G}}'\rangle$. Using this approximation, a basis for the polarizability can be obtained from the eigenfunctions of the eigenvalue equation:

$$\sum_v \psi_v(\mathbf{r}) \langle \mathbf{r} | \hat{Q}_e^* | \psi_v \Phi_\mu \rangle = q_\mu \Phi_\mu(\mathbf{r}), \quad (12)$$

whose leading eigenpairs—corresponding to eigenvalues larger than a given threshold, q^* —can be easily found by conjugate gradients or other iterative methods [15]. We stress that this is a controlled approximation, which can be systematically improved; furthermore, it only affects the determination of an optimal representation for the polarizability operators, not their actual calculation once this basis has been determined.

Our scheme has been implemented for norm-conserving pseudopotentials (PPs) in the `gww.x` module

of the QUANTUM ESPRESSO distribution of electronic-structure codes [16], soon to be released under the GPL license, and benchmarked on the isolated benzene molecule [17]. In Fig. 1 we display the vertical ionization potential (VIP) calculated for the isolated benzene (C_6H_6) molecule with different values of the energy and eigenvalue cutoffs, E^* and q^* , defining the polarizability basis (see Eqs. 11 and 12). The two series of calculations for $E^* = 5$ Ry and $E^* = 10$ Ry converge to the same VIP within few tens of meV. For both values of E^* , a cutoff $q^* \sim 10$ a.u. yields convergence within ~ 0.1 eV, which is our estimated residual accuracy due to the uncertainties of the analytical continuation procedure. The convergence of the VIP with respect to the size of the polarizability basis is slightly slower here than previously observed in Ref. [8], where sums over empty states were performed explicitly including a limited number of them. In Fig. 2 we display the differences between the calculated and experimental VIPs in benzene ($E^* = 10$ Ry, $q^* = 0.035$ a.u., corresponding to ~ 2900 basis functions). On the same figure we also report results obtained: *i*) with a reduced polarizability basis ($E^* = 10$ Ry, $q^* = 14.5$ a.u. corresponding to ~ 500 basis functions); *ii*) with the extrapolation of the sum over virtual orbitals described in Ref. [8]; *iii*) with a polarizability basis of ~ 1500 PWs (corresponding to a kinetic-energy cutoff of 5 Ry). Not unexpectedly, GW results are in good agreement with experiment. What matters here is that the present approach is not only considerably faster, but even more accurate, than previous GW calculations that required extrapolation of slowly converging sums over empty states [8]. Moreover, for a same size of the polarizability basis, the optimal polarizability basis method is also more accurate than the use of simple PW basis sets.

We now demonstrate the potential of our method by considering the free-base tetraphenylporphyrin molecule (TPPH₂) ($C_{44}H_{30}N_4$) [17]. We used a polarizability basis of 5000 elements, which has been obtained from Eq. (12) using $E^* = 10$ Ry and $q^* = 21.1$ a.u. These parameters ensure an absolute convergence of the calculated QPEs of ~ 0.1 eV. We note that the analytic continuation procedure involves uncertainties of similar size or even larger for the lowest lying states. The calculated ionization potential is 6.7 eV, in fair agreement with an experimental value of 6.4 eV [19]. The quality of our results is further illustrated in Fig. 3, where we compare the calculated valence electronic density of states with photoemission data from Ref. [19]. Nice agreement is achieved for the position of the peaks, while the agreement for the intensities is not as good, possibly due to our neglect of any matrix-element effect.

In conclusion, we believe that the method presented here may open the way to *ab-initio* MBPT simulations of large and realistic models of molecular and nanostructured systems. While we feel that the proposed Lanczos technique may be considered as a sort of defini-

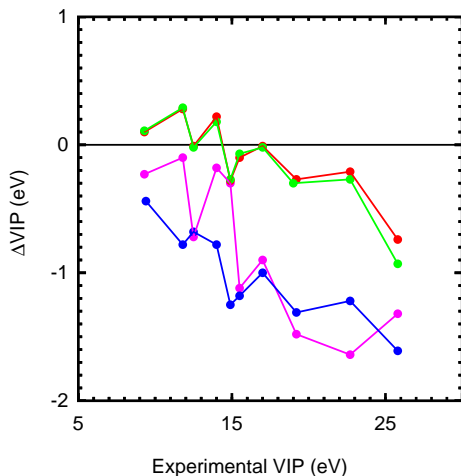


Figure 2: Differences between the calculated VIPs of benzene and experimental results. Red and green: present method using $E^* = 10$ Ry, $q^* = 0.035$ a.u. and $E^* = 10$ Ry, $q^* = 14.5$ a.u. respectively. Magenta: method of Ref. [8], upon extrapolation of the sum over virtual states. Blue: present method, but using a polarizability basis formed by PWs (see text). Experimental data are from Ref. [18]. The lines are a guide to the eye.

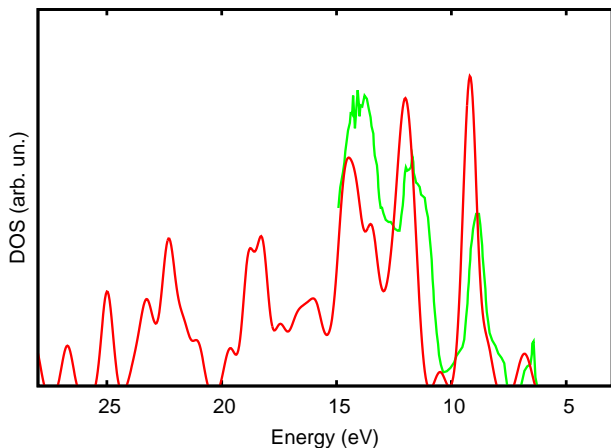


Figure 3: Valence electronic density of states for the TPPH₂ molecule, red: theory (a Gaussian broadening of 0.25 eV has been used); green: photoemission data from Ref. [19].

tive answer to the sum-over-virtual-states problem, we think that there is still room for improving the construction of an optimal polarizability basis. The extension of these ideas to real-frequency implementations of GW and other MBPT techniques, such as the Bethe-Salpeter equation, is possible, and indeed presently under way.

P.U. thanks Xiaofeng Qian and Nicola Marzari for useful discussions and the latter for hospitality at MIT.

quoted therein.

- [2] P. Hohenberg and W. Kohn, Phys. Rev. **136**, B864 (1964); W. Kohn, and L. J. Sham, Phys. Rev. **140**, A1133 (1965).
- [3] E. Runge and E. K. U. Gross, Phys. Rev. Lett. **52**, 997 (1984); M. A. L. Marques and C. L. Ulrich and F. Nogueira and A. Rubio and K. Burke and E. K. U. Gross, *Time-Dependent Density Functional Theory, Lecture Notes in Physics*, v. 706 (Springer-Verlag, Berlin, Heidelberg, 2006).
- [4] L. Hedin and S. Lundqvist, Solid State Phys. **23**, 1 (1969).
- [5] L. Hedin, Phys. Rev. **139**, 796 (1965).
- [6] F. Aryasetiawan and O. Gunnarsson, Rep. Prog. Phys. **61**, 237 (1998).
- [7] M.S. Hybertsen and S.G. Louie, Phys. Rev. Lett. **55**, 1418 (1985).
- [8] P. Umari, G. Stenuit, and S. Baroni, Phys. Rev. B **78**, 201104 (2009).
- [9] L. Reining, G. Onida, and R.W. Godby, Phys. Rev. B **56**, R4301 (1997).
- [10] L. Steinbeck, A. Rubio, L. Reining, M. Torrent, I.D. White, and R.W. Godby, Comp. Phys. Comm. **125**, 105 (2000).
- [11] F. Bruneval and X. Gonze, Phys. Rev. B **78**, 085125 (2008).
- [12] B. Walker, A. M. Saitta, R. Gebauer, and S. Baroni, Phys. Rev. Lett. **96**, 113001 (2006);
- [13] D. Rocca, R. Gebauer, Y. Saad, and S. Baroni, J. Chem. Phys. **128**, 154105 (2008).
- [14] H.N. Rojas, R.W. Godby, and R.J. Needs, Phys. Rev. Lett. **74**, 1827 (1995); M.M. Rieger, L. Steinbeck, I.D. White, H.N. Rojas, and R.W. Godby, Comp. Phys. Comm. **117**, 211 (1999).
- [15] See, e.g.: Y. Saad, *Iterative Methods for Sparse Linear Systems*, 2nd ed. (SIAM, Philadelphia, 2003).
- [16] P. Giannozzi et al., J. Phys.: Condens. Matter **21**, 395502 (2009); URL: <http://www.quantum-espresso.org>.
- [17] PPs H.pz-vbc.UPF, C.pz-vbc.UPF, and N.pz-vbc.UPF from the QUANTUM ESPRESSO distribution were used with PW kinetic energy cutoff of 40 and 45 Ry for C₆H₆ and TPPH₂, respectively. For C₆H₆ we used a cubic super-cell of 20 a.u. edge, while for TPPH₂ an orthorhombic cell of 37.8 × 37.8 × 26.5 a.u. was used. In all cases, an imaginary frequency cutoff of 40 Ry, frequency grids of 200 equally spaced points on each half frequency-axis, and 20 Lanczos steps were used. We imposed that Eqs. (6) and (9) were satisfied to 99.8% for C₆H₆ and to 98.6% for TPPH₂, assuring the convergence of the calculated QPEs for a given polarizability basis within 0.01 eV and 0.03 eV, respectively, and requiring from ~ 900 to ~ 3000 t and from ~ 800 to ~ 2000 s functions for C₆H₆ and ~ 9600 t and ~ 4300 s functions for TPPH₂.
- [18] C. Fridh, L. Åsbrink, and E. Lindholm, Chem. Phys. Lett. **15**, 282 (1972).
- [19] N.E. Gruhn, D.L. Lichtenberger, H. Ogura, and F.A. Walker, Inorg. Chem. **38**, 4023 (1999).

[1] See e.g. R.M. Martin, *Electronic Structure* (Cambridge University Press, Cambridge, 2004) and references