

Primordial Binary Evolution and Blue Stragglers

Xuefei Chen¹ and Zhanwen Han¹

¹National Astronomical Observatories/Yunnan Observatory, CAS, Kunming, 650011,
P.R.China

email: xuefeichen717@hotmail.com; zhanwenhan@hotmail.com

Abstract. Blue stragglers have been found in all populations. These objects are important in both stellar evolution and stellar population synthesis. Much evidence shows that blue stragglers are relevant to primordial binaries. Here, we summarize the links of binary evolution and blue stragglers, describe the characteristics of blue stragglers from different binary evolutionary channels, and show their consequences for binary population synthesis, such as for the integrated spectral energy distribution, the colour-magnitude diagram, the specific frequency, and the influences on colours etc..

Keywords. binaries:close - star:evolution - blue stragglers

1. Introduction

Blue stragglers (BSs) are an important population component in stellar evolution as well as in star clusters. These objects have remained on the main sequence for a time exceeding that expected from standard stellar evolution theory, and they may affect the integrated spectra of their host clusters by contributing excess spectral energy in the blue and UV bands. Many mechanisms, including single star models and binary models, have been presented to account for the existence of BSs (see the review of Stryker (1993)). At present, it is widely believed that more than one mechanism plays a role for the produce of BSs in one cluster and that binaries are important or even dominant for the production of BSs in open clusters and in the field (Lanzoni et al. (2007), Dalessandro et al. (2008), Sollima et al. (2008)). Binaries may produce BSs by way of mass transfer, coalescence of the two components, binary-binary collision and binary-single star collision. The collision of binary-binary or binary-single may lead binaries to be tighter or farther apart, and it is relevant to dynamics and environment in the host cluster. In this contribution, we are only concerned with BSs resulting from the evolutionary effect of primordial binaries, i.e. mass transfer and coalescence of two components.

2. Evolutionary channels

Before we describe the details of evolutionary channels to BSs from binary evolution, we first introduce an important parameter in binary evolution, the critical mass ratio, q_c , for dynamically unstable mass transfer, which is crucial to determine the fate of a binary during mass transfer. The value of q_c differs for different evolutionary stages of the primary at the onset of mass transfer, and it has been well studied via polytropic models (Hjellming & Webbink (1987), Han et al. (2001)) and detailed binary evolutions (Han et al. (2002), Chen & Han (2008a)). Figure 1 shows two examples on these studies. We may see obvious difference for q_c between polytropic models and detailed binary

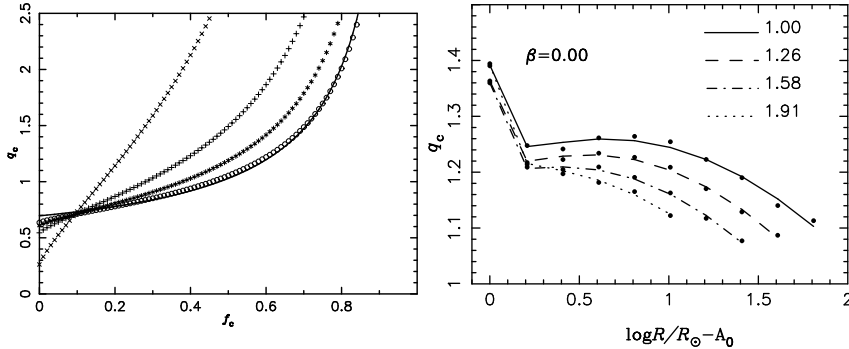


Figure 1. Critical mass ratio q_c for dynamically unstable mass transfer. *Left panel:* a polytropic model. f_c is the core mass fraction of the mass donor. The cross, plus, asterisk and circle lines are for mass transfer efficiency $\beta = 0.25, 0.5, 0.75$ and 1.0 , respectively. The lost mass is assumed to carry away the same specific angular momentum as pertains to the mass donor. The solid line is from Webbink (1988) for conservative mass transfer (see also Han et al. (2001)). *Right panel:* detailed binary evolution. It is for low-mass binaries between a first-ascend giant-branch star and a main sequence star. The giant star has a mass of $1.00, 1.26, 1.60$ and $1.90 M_\odot$. The lines are from the fitting formulae of equations (4) to (6) in Chen & Han (2008a).

evolution, which in turn leads to differences on the products, including BSs, after the mass transfer.

2.1. Mass transfer

In general, if the mass ratio $q = M_1/M_2$ (the donor/the accretor) at the onset of mass transfer is lower than q_c , mass transfer is stable, and the accretor evolves upwards along the main sequence in response to accretion, if it is a main-sequence star, and becomes a blue straggler when it is more massive than the turnoff of the host cluster.

This channel may produce binary BSs with various orbital periods (Chen & Han (2004), Chen & Han (2008a)). If the primary is on the main sequence or in the Hertzsprung gap at the onset of mass transfer, the products are with short- or relatively short-orbital periods. These include Algol systems which are still in a slow stage of mass transfer. Mass transfer between giant stars and main-sequence companions may produce long-orbital period BSs. The value of q_c here significantly affects the BS number and orbital periods (Chen & Han (2008a)).

Since the accreted material may be originating from the unclear region of the mass donor, it is then rich in helium related to the gainer's surface and has a higher mean molecular weight, which results in secular instability during or after the accretion. Thermohaline mixing will occur in this case. This mixing was once believed to cause the surface abundance abnormality of the gainer to be invisible. However, The study of Chen & Han (2004) showed no distinction in surface composition between the models with and without thermohaline mixing during mass transfer, although their evolutionary tracks diverges. After the mass transfer, the C,N,O abundance abnormalities may exists for about 10^8 yr, comparable to the lifetime of a typical BS. Thus, we could observe C,N,O abundance abnormalities in BSs this way.

2.2. Coalescence of contact binaries

During mass transfer, the accretor likely fills its Roche Lobe and the system becomes a contact binary. This contact binary eventually coalesces as a single star (Webbink (1976), Eggleton (2000), Li et al (2005)). If both components are on the main sequence, their

remnant is also a main-sequence star and evolves similarly to a normal star with that mass. So the remnant may be a BS if it is more massive than the turnoff.

By assuming that the matter from the secondary homogeneously mixes with the envelope of the primary and that no mass is lost from the system during the merger process, Chen & Han (2008b) constructed some mergers of contact binaries and studied their characteristics. Their study shows that some mergers are on the left of the zero-age main sequence defined by normal surface composition (i.e. helium content $Y = 0.28$ with metallicity $Z = 0.02$ for Population I) on a colour-magnitude diagram because of enhanced surface helium content. In addition, the central hydrogen content of the mergers is independent of mass. Thus, the concentration towards the blue side of the main sequence with decreasing mass predicted by Sandquist & Shetrone (2003), does not appear in their models. In fact, there is no evidence for the concentration from observations.

In old clusters, angular momentum loss (AML) of low-mass binaries induced by magnetic braking is a main factor to lead binaries to be contact and merge finally. A simple estimation (Chen & Han (2008b)) shows that, in old clusters, BSs from the AML are much more numerous than those from evolutionary effect only, indicating that the AML of low-mass binaries makes a major contribution to BSs in old cluster such as in NGC188, NGC 2682 etc.. In clusters with intermediate age, e.g. in NGC 2660, the models of Chen & Han (2008b) can account for several BSs. However, in the most likely region on the colour-magnitude diagram, no BSs have been observed yet. About $0.5 M_{\odot}$ of mass loss in the merger process is necessary to resolve this conflict.

2.3. *Coalescence due to dynamically unstable mass transfer*

If the mass ratio q is larger than q_c , mass transfer is dynamically unstable, and a common envelope (CE) is formed. The CE may be ejected if the orbital energy deposited in the envelope overcomes its binding energy, or the binary will merge into a single star. If the two components are main sequence stars, the remnant of coalescence will be on the main sequence, and it is a BS if its mass is beyond the turn-off mass of the host cluster.

In this case, the core of the secondary spirals in quickly and remains in the centre of the merger. The merger then has a chemical composition similar to that of the primary, resembling the result of smoothed particle hydrodynamic calculations (Lombardi et al (1996), Sills & Lombardi (1997), Sills et al. (2001)).

Binary coalescence of a contact binary or dynamically unstable mass transfer is a popular hypothesis for single BSs (Mateo et al. (1990), Pols & Marinus (1994), Andronov et al (2006), Chen & Han (2008b)).

3. Binary population synthesis

We performed five sets of simulations for a Population I composition ($X = 0.70$, $Y = 0.28$ and $Z = 0.02$) to systematically investigate BS formation from primordial binary evolution. The age ranges from 0.1 to 20 Gyr. The mass transfer efficiency, β , which is defined as the mass fraction of the matter lost from the primary accreted by the secondary, is an important parameter remarkably affecting on the final results. Generally, we set $\beta = 1$ when the mass donor is on the main sequence and $\beta = 0.5$ otherwise. However this value is very unclear, and it is likely higher than 0.5 when the mass donor is in HG while lower than 0.5 when the mass donor is on FGB or AGB. So we also studied the case of $\beta = 1$ when the mass transfer begins in HG (Chen & Han (2009)).

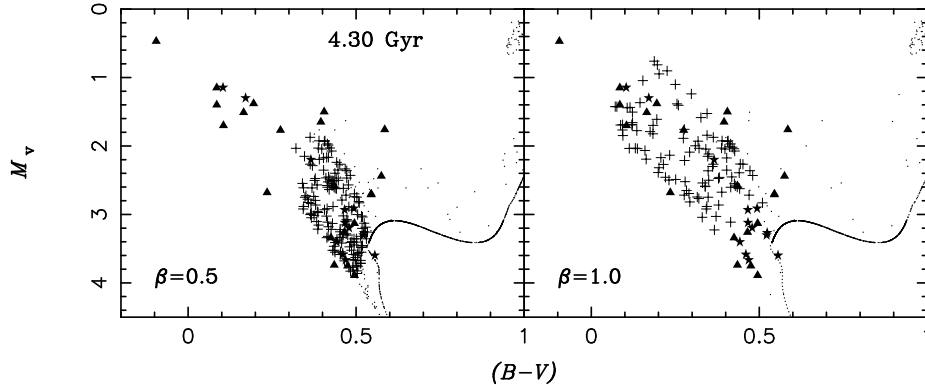


Figure 2. Colour-magnitude diagrams when the population is at 4.3Gyr. Here β is the mass fraction of the matter lost from the primary accreted by the secondary when the primary is in HG at the onset of mass transfer. The crosses and stars are for BSs from mass transfer and binary coalescence, respectively, and the small dots are for other objects in the population. The triangles are observed BSs of M67 from Sandquist & Shetrone (2003).

3.1. Distribution on colour-magnitude diagrams

Figure 2 is colour-magnitude diagrams of a population of 4.3 Gyr for various β values when the primary is in HG at the onset of RLOF. From this figure we see that BSs from $\beta = 1$ may be more massive than those of $\beta = 0.5$, indicating that the high value of β may produce BSs far away from the turnoff. In particular, we may obtain BSs with masses larger than 2 times of the turnoff even these objects have very short lifetimes. It is appropriate to assume a high value of β for old clusters, since the binaries contributing to BSs are less massive than those in young clusters.

We also see in the figure that many BSs are below but bluer than the turnoff. They may extend into the region 1 mag lower than the turnoff. These objects are mainly from mass transfer and binary coalescence of dynamically unstable mass transfer. They are less evolved than the turnoff and may contribute more to the flux of V band in the following evolutions. In general, most BSs from mass transfer and binary coalescence of dynamically unstable mass transfer are within 1.5 mag of the turnoff, while some from binary coalescence of contact binaries may stay above the turnoff about 2.3 mag.

3.2. The Specific Frequency

The BS number from the simulations, N_{BS} , depends slightly on the population age in our simulations, while the specific frequency, $\log F_{BSS} (\equiv \log(N_{BS}/N_2))$, N_2 is the number of stars within 2 mag below the main-sequence turnoff), heavily depends on the age due to the increase of N_2 . In all of the five sets, $\log F_{BSS}$ decreases with time first, and then increases when the age is larger than 10 Gyr. The decrease of $\log F_{BSS}$ before 1.5 Gyr comes from the increase of N_2 . Subsequently, the number of potential binaries which may contribute to BSs decreases, leading to the formation of fewer BSs. On the other hand, N_2 continues increasing. Thus, $\log F_{BSS}$ continues decreasing. Over time, the primaries in long-orbital-period binaries gradually enter into AGB phase, dramatically expand, and some of them may fill their Roche lobe and start mass transfer. Due to large stellar winds in the AGB phase, these mass donors at the onset of mass transfer are probably much less massive than before and this mass transfer is easily stabilized, resulting in some long-orbital-period BSs. As a consequence, $\log F_{BSS}$ begins to increase when the age is longer than 10 Gyr. AML becomes more and more important for BS formation with time and exceeds that from primordial binary evolution when the age is older than 2.5 Gyr.

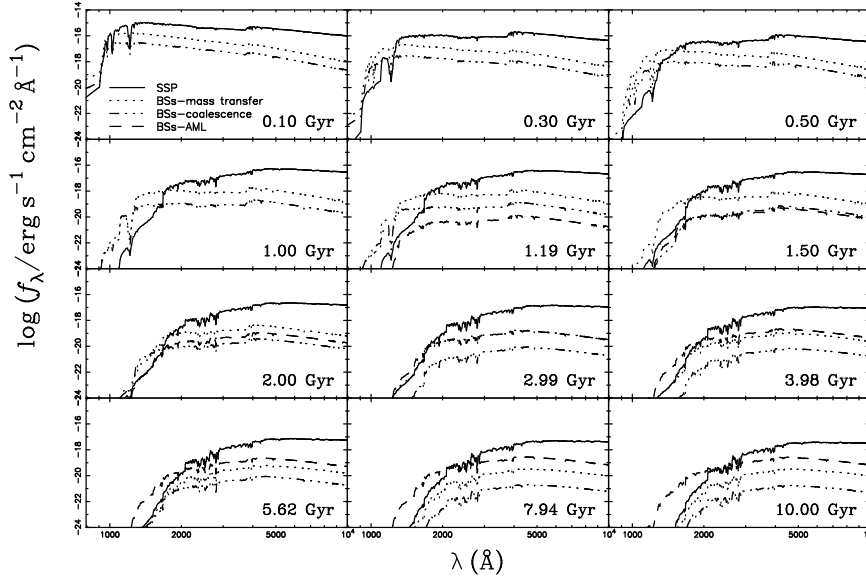


Figure 3. Integrated rest-frame intrinsic SEDs for a stellar population with a mass of $1M_{\odot}$ at a distance of 10kpc with $\beta = 0.5$ when the primary is in HG at the onset of mass transfer. The solid lines are for the results of SSP, which means a population without binary interaction, and the others are the contributions of BSs from different evolutionary channels.

When we investigate the role of primordial binary evolution on BS formation in Galactic open clusters, we found a serious problem that the BS specific frequency obtained in our simulations is much lower (only about 20 per cent of the observed) than that observed, which may result from the following aspects. (1) Observational errors, such as N_2 counted in clusters, the cluster ages and the BS sample etc. For example, the study of Carraro (2008) showed that a large fraction of earlier BSs are actually field stars. (2) The adopted Monte Carlo simulation parameters in the simulation, including initial mass function, distributions of initial ratio and initial separation. All these parameters in our simulation are for field stars and it is very likely that these parameters are different in clusters. For instance, recent studies show that the initial mass function might be quite different between disk stars and halo stars in the Galaxy (Pols et al. (2008)). (3) Other channels e.g a more recent era of star formation and dynamical interaction, to produce BSs in open clusters in addition to primordial binary evolution and AML.

3.3. Contribution to ISED

We plotted ISEDs of a population for various cases in Fig. 3, where SSP means a population without binary interaction. This figure shows that BSs resulting from binary evolution are dominant contributors to the ISED in UV and blue bands between 0.3 and 2.0 Gyr. The BSs and SSP have comparable energy in UV and blue bands between 2 and 4 Gyr. The contribution from AML becomes more important with time, and exceeds that from primordial binary evolution for a population older than ~ 3 Gyr. Thus, primordial binaries are important contributors to BSs over the whole age range.

Since BSs from a high β have higher masses, their contributions to ISED then become more important in ultraviolet and blue bands (see Fig.5 in Chen & Han (2009)).

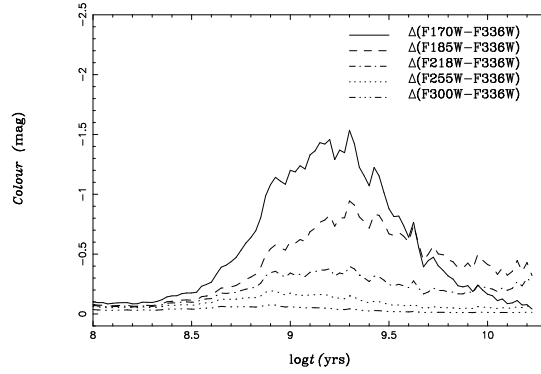


Figure 4. Colour differences versus age for a population with and without BSs.

3.4. Influences on the colours and ages

Obviously, the excess spectral energy due to BSs in UV and blue bands inevitably results in some changes in colours involving these bands. Thus, we studied some Hubble colours and the results are shown in Fig.4, from which we see that the colours are affected from about 0.32 Gyr (all of the five colours shown in this figure) to older than 10 Gyr (i.e. F185W-F336W and F218W-F336W), and the maximum difference may be up to 1.5 mag for F170W-F336W.

4. Conclusions and Acknowledgments

In this contribution, we summarized the linkage of binary evolution and BSs, and BS characteristics. As well, we showed binary population synthesis results of BSs from primordial binary evolution, such as the distribution on CMD, the contribution to ISED, the specific frequency and the influences on colours. This work was in part supported by the Chinese National Science Foundation (Grant Nos. 10603013 and 10973036, 10821061 and 2007CB815406) and Yunnan National Science Foundation (Grant No. 08YJ041001).

References

- Andronov N., Pinsonneault M. H., Terndrup D. M. 2006, *ApJ*, 646, 1160
 Carraro G., 2008, *A&A*, 482,777
 Chen X., Han Z. 2004, *MNRAS*, 355, 1182
 Chen X., Han Z. 2008a, *MNRAS*, 387, 1416
 Chen X., Han Z. 2008b, *MNRAS*, 384, 1263
 Chen X., Han Z. 2009, *MNRAS*, 395, 1822
 Dalessandro E., Lanzoni B., Ferraro F. R., Rood R. T., Milone, A., Piotto G., Valenti E. 2008, *ApJ*, 677, 1069
 Eggleton P.P. 2000, *NewAR*, 44, 111
 Han, Z.; Eggleton, P.P.; Podsiadlowski, Ph.; Tout C.A.; Webbink, R.F. 2001, *ASP Conf. Ser.*, 229, 205
 Han Z., Podsiadlowski Ph., Maxted P. F. L., Marsh T. R., Ivanova N., 2002, *MNRAS*, 336, 449
 Hjellming M. S., Webbink R. F. 1987, *ApJ*, 318, 794
 Lanzoni B., Dalessandro E., Perina S., Ferraro F. R., Rood R. T., Sollima A. 2007, *ApJ*, 670, 1065
 Li L., Han Z., Zhang F. 2005, *MNRAS*, 360, 272
 Lombardi, J. C. Jr, Rasio, F. A., Shapiro, S. L. 1996, *ApJ*, 468, 797
 Mateo M., Harris H., Nemeč J., Olszewski E. 1990, *AJ*, 100, 469
 Pols O. R., Izzard R. G., Lugaro M., de Mink S. E. 2008, *IAUS*, 252, 383

- Pols O. R., Marnus M. 1994, *A&A*, 288, 475
Sandquist E. L., Shetrone M. D. 2003, *AJ*, 125, 2187
Sills A., Lombaridi, J. C. Jr. 1997, *ApJ*, 105, 1081
Sills A. et al. 2001, *ApJ*, 105, 1081
Sollima A., Lanzoni B., Beccari G., Ferraro F. R., Fusi Pecci F. 2008, *A&A*, 481, 701
Stryker L. L. 1993, *PASP*, 105, 1081
Webbink R. F. 1976, *ApJ*, 209, 829
Webbink R. F., 1988, *The Symbiotic Phenomenon*, eds. J. Mikolajewska, M. Friedjung, S. J. Kenyon & R. Viotti (Kluwer: Dordrecht), p.311