

Activated Random Walkers: Facts, Conjectures and Challenges

Ronald Dickman, Leonardo T. Rolla, Vladas Sidoravicius

December 29, 2009

Abstract

We study a particle system with hopping (random walk) dynamics on the integer lattice \mathbb{Z}^d . The particles can exist in two states, active or inactive (sleeping); only the former can hop. The dynamics conserves the number of particles; there is no limit on the number of particles at a given site. Isolated active particles fall asleep at rate $\lambda > 0$, and then remain asleep until joined by another particle at the same site. The state in which all particles are inactive is absorbing. Whether activity continues at long times depends on the relation between the particle density ζ and the sleeping rate λ . We discuss the general case, and then, for the one-dimensional totally asymmetric case, study the phase transition between an active phase (for sufficiently large particle densities and/or small λ) and an absorbing one. We also present arguments regarding the asymptotic mean hopping velocity in the active phase, the rate of fixation in the absorbing phase, and survival of the infinite system at criticality. Using mean-field theory and Monte Carlo simulation, we locate the phase boundary. The phase transition appears to be continuous in both the symmetric and asymmetric versions of the process, but the critical behavior is very different. The former case is characterized by simple integer or rational values for critical exponents ($\beta = 1$, for example), and the phase diagram is in accord with the prediction of mean-field theory. We present evidence that the symmetric version belongs to the universality class of conserved stochastic sandpiles, also known as conserved directed percolation. Simulations also reveal an interesting transient phenomenon of damped oscillations in the activity density.

KEYWORDS: Interacting particle systems; absorbing-state phase transition; sandpiles; interacting random walkers

This preprint has the same numbering of sections, equations, figures, problems and theorems as “*J. Stat. Phys.* 138 (2010), 126-142.” The published article is available as Open Access at [doi:10.1007/s10955-009-9918-7](https://doi.org/10.1007/s10955-009-9918-7).

1 Introduction

Interacting particle systems with conservation have attracted great interest in physics, probability, and allied fields, in part because they afford simple examples of phase tran-

sitions in systems maintained far from equilibrium. In these models the local dynamics conserves the number of particles, although certain sites may act as particle sources or absorbers. One broad important class of models subsumes exclusion models, in which particles interacting via on-site exclusion (and possibly an additional short-range interaction) execute biased hopping on a lattice. Important examples are driven diffusive systems [30, 31, 51, 44] and the totally asymmetric exclusion process [52, 37, 5]. In another class of models there is no exclusion (any number of particles may occupy the same site) but the particles exist in two states that may be termed active and inactive, such that activation of an inactive particle requires the intervention of one or more active ones. This class includes so-called conserved lattice gases [50, 38, 39, 40, 41] and stochastic sandpile models [42, 43, 11, 15, 10]. Such models exhibit self-organized criticality [2, 3, 23, 6] when coupled to a suitable control mechanism [13, 8].

In this paper we study a system of activated random walkers (ARW) on the lattice. For theoretical analysis, it is convenient to define the model (ARW1) on the infinite integer lattice \mathbb{Z}^d . We assume, in this case, that there are infinitely many particles in the system, each of which can be in one of two states: A (active) or S (inactive or sleeping). Each A -particle performs an independent, continuous time, simple symmetric random walk on \mathbb{Z}^d , with the same jump rate, which we assume, without loss of generality, to be equal to 1. When an A -particle jumps to a site with an S -particle or particles, any such particle at this site is immediately activated (i.e., switches to state A). Each isolated A -particle goes to sleep (switches to state S), at a rate $\lambda > 0$. [From this rule it follows that if two or more particles occupy the same site, then they are all of type A or all of type S (the latter situation can only arise in the initial condition).] Since S -particles are immobile, at any given site, at most one A -particle can go to sleep, and (if undisturbed), remain in state S forever after. The limit $\lambda \rightarrow \infty$ corresponds to the model studied by Jain [26], in which any isolated particle immediately becomes immobile.

We assume that initially the particles are distributed according to a product Poisson measure with mean ζ , and all the particles are active.

In numerical studies the following one-dimensional model (ARW2) is used. The system is a chain of L sites with either periodic or open boundaries. Initially N particles are randomly placed in the system. (In the case of periodic boundaries the particle number is conserved.) As in ARW1, each nonisolated A -particle hops at unit rate. An isolated A -particle has a somewhat different dynamics: it hops at rate $p \leq 1$ and goes to sleep at rate $q = 1 - p$. Thus in ARW2 isolated A -particles have a smaller hopping rate than nonisolated ones, while in the ARW1 all A -particles have the same jump rate. While certain details such as the phase boundary may differ between the two versions, we expect the global properties to be the same. For the question of whether or not the system fixates, the two models are equivalent via $\lambda = q/p$. The case $p = 0$ again represents the model studied in [26].

A natural generalization of the model is to allow the A -particles to execute a *biased* random walk. We shall in fact be particularly interested in the completely asymmetric case. Another possible generalization is to assume that each S -particle is activated at

rate $0 < \alpha \leq +\infty$, when it shares its site with an A -particle. One could go even further, by assuming that the rate at which an A -particle activates S particles at a given site depends on the number of S particles at the site (zero-range rule). There is however a substantial difference between the case $\alpha < +\infty$, and the case $\alpha = +\infty$, described at the beginning of this section. If $\alpha < +\infty$, during evolution the A -particles may share a site along with one or more S -particles, so that this model is a kind of dynamic contact process. If $\alpha = +\infty$, the situation changes, and we believe this model belongs to the universality class of stochastic conserved sandpiles. In this work, we only consider the case $\alpha = +\infty$ (instantaneous reactivation).

The primary motivation for the present study is the stochastic conserved sandpile, generally known as Manna's model [42, 43]. In infinite volume, this model is defined as follows. We assume that initially there are infinitely many particles, distributed in such a way that at each site of \mathbb{Z}^d we have Poisson mean $\zeta > 0$ number of particles. Each site is equipped with an exponential rate 1 clock, and each time a clock rings at a site bearing $2d$ or more particles, $2d$ particles move from the site to randomly chosen nearest neighbors. That is, (differently from the deterministic Bak-Tang-Wiesenfeld sandpile model [2, 3]), each particle chooses its direction among the $2d$ possibilities with probability $(2d)^{-1}$, independent of any other particle. In contrast to the deterministic sandpile [6], very little is known rigorously about this system, and the ARW model is a reasonable caricature that seems to capture some essential aspects of Manna's model.

The ARW model may also be viewed as a special case of a diffusive epidemic process, in which an infected particle performs a simple symmetric random walk with jump rate D_B , and recuperates at a given rate, while a healthy particle performs a simple symmetric random walk with jump rate D_A . (Healthy particles are infected on contact with infected ones.) The ARW model corresponds to $D_A = 0$. The generalized CP (in the case $D_A = D_B$) was proposed in the late 1970's by Spitzer, and later was studied in detail in [32, 33, 34, 35]. The diffusive epidemic process has also been studied via renormalization group and numerical simulation [36, 56, 46, 20, 21, 22, 27, 14, 55]. A general conclusion from these studies is that there are three distinct regimes of critical behavior, for $D_A < D_B$, $D_A = D_B$ and $D_A > D_B$. It is not yet clear whether the ARW model falls in the first regime, or, alternatively, that $D_A = 0$ marks a special case.

The ARW with symmetric hopping is closely related to the conserved lattice gas model (CLG) [50, 38, 39, 40, 41], the principal difference being that in the CLG a site can be occupied by at most one particle, while active particles are those having at least one occupied neighbor. The CLG and the conserved stochastic sandpile share the same essential features, namely, a continuous phase transition between an active and an absorbing state, conservation of particles, and coupling between the order parameter (activity) and particle density, with the particle configuration frozen in regions devoid of activity. There is evidence [48, 16, 10] that the CLG and conserved stochastic sandpile exhibit the same critical behavior, and we should expect the same to apply to the symmetric ARW model.

Numerical analysis and some general theoretical arguments suggest that the ARW model

exhibits a phase transition in the parameters λ and ζ , and that there should be two distinct regimes:

i) Low particle density. There is a phase transition in λ in this case, namely if λ is large enough, then system locally fixates, i.e. for any finite volume Λ there is almost surely a finite time t_Λ such that after this time there are no A particles within Λ . If λ is small enough there is no fixation, and we expect that there is a limiting density of active particles in the long-time limit.

ii) High particle density. In this case there is no phase transition. For any $\lambda > 0$, the system does not fixate.

The balance of this paper is organized as follows. In Section 2 we study ARW2 with totally asymmetric walks via mean-field theory. Section 3 contains a detailed study of the critical behavior for totally asymmetric walks, including power laws and scaling relations, via Monte Carlo simulations, and ends mentioning the symmetric case, which belongs to another universality class. In Section 4 we quote the few known mathematical results and discuss a collection of open problems.

2 Mean-field theory

In this section we develop a mean-field theory (MFT) for the ARW2 model defined in Section 1. As is usual in this type of approach, we treat the state of each site as statistically independent. Although the discussion is formulated for the totally asymmetric case, this ‘one-site’ approximation in fact yields the same predictions for the symmetric version.

For $n \geq 1$, let $p_n(t)$ be the fraction of sites having exactly n A -particles. We denote the fraction of sites occupied by an S -particle by $p'_1(t)$, and the fraction of vacant sites by $p_0(t)$. Normalization implies,

$$p'_1 + \sum_{n=0}^{\infty} p_n = 1$$

while the particle density is

$$\zeta = p'_1 + \sum_{n=0}^{\infty} n p_n ,$$

Let

$$\rho^* = \sum_{n=2}^{\infty} n p_n ,$$

so that the density of A -particles is $\rho_a = \rho^* + p_1 = \zeta - p'_1$.

We now obtain the equations of motion for the p_n , starting with $n = 0$. The rate of transitions into $n = 0$ is pp_1 , that is, to enter the state 0 a site must have a single

A -particle, which leaves at rate p . The rate of transitions out of state 0 is:

$$\sum_{n=2}^{\infty} np_{n,0} + pp_{1,0}$$

where $p_{n,m}$ is the joint probability for a pair of nearest-neighbor sites j and $j+1$ to harbor n and m A -particles, respectively. ($p_{1,0}$ is the joint probability for a site to be empty, and its neighbor on the left occupied by a single A -particle.) The reason is that to exit state zero, a site must be in that state and have a nearest neighbor on the left with one or more particles capable of jumping onto it.

The *mean-field approximation* consists in factoring all joint probabilities: $p_{n,m} \rightarrow p_n p_m$. Combining the rates for transitions into and out of state zero, and applying the mean-field factorization, we obtain:

$$\frac{dp_0}{dt} = pp_1 - \tilde{\rho}p_0,$$

where

$$\tilde{\rho} \equiv \rho^* + pp_1.$$

Proceeding in the same manner we obtain equations of motion for the other one-site probabilities:

$$\frac{dp_1}{dt} = \tilde{\rho}(p_0 - p_1) + 2p_2 - p_1$$

$$\frac{dp'_1}{dt} = qp_1 - \tilde{\rho}p'_1$$

$$\frac{dp_2}{dt} = \tilde{\rho}(p_1 + p'_1 - p_2) - 2p_2 + 3p_3$$

and for $n \geq 3$,

$$\frac{dp_n}{dt} = \tilde{\rho}(p_{n-1} - p_n) - np_n + (n+1)p_{n+1}. \quad (1)$$

These equations conserve normalization and the particle density ζ . For $\zeta < 1$ there is an inactive solution, $p'_1 = \zeta$, $p_0 = 1 - \zeta$.

We seek an active stationary solution by introducing a ‘quasi-Poisson’ ansatz,

$$p_n = \mathcal{A} \frac{\lambda^n}{n!} \quad \text{for } n \geq 3.$$

Substituting this hypothesis in Eq. (1) (with $n \geq 4$) one finds $\lambda = \tilde{\rho}$. Using the equations for $n = 3, 2, 1$, and 0, we obtain $p_2 = \mathcal{A}\tilde{\rho}^2/2$, $p_1 + p'_1 = \mathcal{A}\tilde{\rho}$, $p_1 = \mathcal{A}\tilde{\rho}^2/(q + \tilde{\rho})$, and $p_0 = pp_1/\tilde{\rho}$. Normalization then implies

$$\mathcal{A} = \left[e^{\tilde{\rho}} + \frac{p\tilde{\rho}}{q + \tilde{\rho}} - 1 \right]^{-1}.$$

With the stationary distribution in hand, we may write

$$\zeta = \rho^* + p_1 + p'_1 = \mathcal{A}(\tilde{\rho})\tilde{\rho}e^{\tilde{\rho}} = \frac{\tilde{\rho}e^{\tilde{\rho}}}{e^{\tilde{\rho}} + p\tilde{\rho}/(q + \tilde{\rho}) - 1}. \quad (2)$$

A plot of the active particle density $\rho_a = \zeta - p'_1$ versus ζ , is shown in Figure 1, for $p = 1/2$.

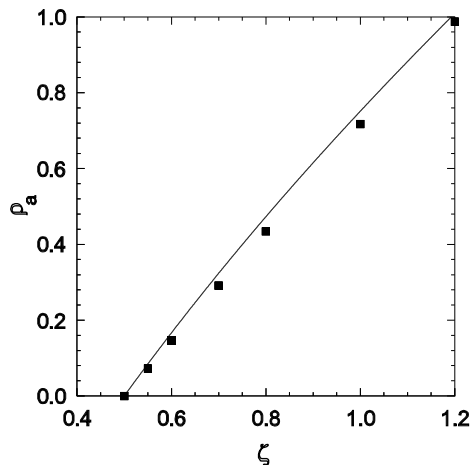


FIG 1

Figure 1: Comparison of simulation (squares) and mean-field theory (solid line) for the stationary activity density ζ_a at $p = 0.5$.

To locate the critical point ζ_c , we evaluate the limit of the r.h.s. of Eq. (2) as $\tilde{\rho} \rightarrow 0$, yielding

$$\zeta_c = 1 - p.$$

For densities smaller than ζ_c , $\tilde{\rho} = 0$ and $\zeta = p'_1$, i.e., all particles eventually go to sleep. The stationary activity density grows $\propto \zeta - \zeta_c$ for $\zeta > \zeta_c$. Numerical integration of the mean-field equations shows that the solution indeed converges to the stationary one found above. For an initial Poisson distribution, or one in which a fraction $\zeta < 1$ of sites are singly occupied and the rest vacant, the approach to the stationary state is monotonic, and exponentially rapid away from the critical point. At the critical point the activity density decays algebraically, $\rho_a \sim t^{-1}$. These are the usual characteristics of a mean-field theory for an absorbing-state phase transition [44].

The mean-field analysis is readily extended to the two-site approximation, in which the dynamical variables are the joint probabilities $p_{i,j}$ for a pair of neighboring sites to have occupations i and j [44]. (In this case three-site probabilities are approximated so: $p_{i,j,k} \simeq p_{i,j}p_{j,k}/p_j$.) The pair approximation again yields $\zeta_c = 1 - p$. The stationary

density of active sites is slightly less than in the simple MF approximation (a reduction of about 6%, near the critical point), and the relaxation at the critical point again follows $\rho_a \sim t^{-1}$. Finally, we note that for model ARW1 (jump rate unity for all A particles, sleep rate λ for isolated A particles), the mean-field analysis yields the critical density

$$\zeta_c = \lambda/(1 + \lambda),$$

in agreement with simulations and rigorous results (Theorem 6).

3 Simulation results

We performed Monte Carlo simulations of the ARW2 model on rings of $L = 100$ to 8000 sites. Stationary and time-dependent properties were determined from averages over 10^5 - 10^6 independent realizations of the process, starting from an initial configuration in which all particles are in state A . In simulations, we select an A -particle (a list of such particles is maintained), and if it is not isolated, it jumps to the right. If the selected particle is isolated then it goes to sleep with probability q , and jumps forward with probability $p = 1 - q$. The time increment associated with each event is $\Delta t = 1/n$, with n the number of A particles just before the event. (For $\zeta < 1$, a finite system must eventually become trapped in an absorbing configuration. In practice, however, the lifetime of the quasi-stationary metastable state observed in simulations is very long for $p > p_c$. It appears, moreover, that the quasi-stationary properties observed in simulations converge to a well-defined limit as the system size $L \rightarrow \infty$, that is, to the true stationary properties of the infinite system.)

3.1 Phase diagram

We studied the stationary density of A -particles ρ_a , the moment ratio $m = \langle \rho_a^2 \rangle / \rho_a^2$, and the survival probability $P_s(t)$, that is, the probability that not all walkers are asleep. The variation of the stationary activity density with walker density ζ (for fixed sleeping probability $q = 1/2$) is shown in Figure 1. Note that the data represent extrapolations to the infinite-size limit based on results for systems of size 100, 200, ..., 3200. The simulation result is very close to, although systematically smaller than, the mean-field prediction. (The small but nonzero difference between simulation and MFT cannot be attributed to a finite size effect.) The pair approximation is in somewhat better agreement with simulation. For example, the stationary activity density near the critical follows

$$\rho_a = B(\zeta - \zeta_c).$$

For $p = 1/2$, for example, simple MFT yields an amplitude of $B = 1.70$; the amplitude in the pair approximation is 1.60, while simulation yields $B = 1.46$.

Of particular interest is the location of the phase boundary. For $\zeta \leq 1$ (with p fixed at $1/2$), the data for ρ_a fall very nearly on a straight line that intercepts $\rho_a = 0$ at

$\zeta = 0.5$, as predicted by MFT. For any finite system size the quasi-stationary activity density at $\zeta = 1/2$ is nonzero, but ρ_a approaches zero with increasing system size. Finite-size scaling theory [47, 18, 19] predicts a power-law dependence of the stationary order parameter ρ_a on system size along the critical line:

$$\rho_a(p_c, \zeta, L) \sim L^{-\beta/\nu_\perp} \quad (3)$$

where β and ν_\perp are the critical exponents associated, respectively, with the order parameter and the correlation length [44]. (Away from the critical line ρ_a converges exponentially to its stationary value as $L \rightarrow \infty$.) A similar picture holds for the lifetime $\tau(p, \zeta, L)$ defined in terms of the *survival probability* $P_s(t)$. In a finite system, for $\zeta < 1$, we expect $P_s \sim \exp(-t/\tau)$. Along the critical line, finite-size scaling theory predicts

$$\tau(p_c, \zeta, L) \sim L^{\nu_\parallel/\nu_\perp} \quad (4)$$

with ν_\parallel the critical exponent associated with the correlation time. Rather than attempt a systematic justification of these scaling ideas here, we simply note that the behaviors implied by Eqs. (3) and (4) have been amply confirmed in studies of many absorbing-state transitions (as well as in equilibrium critical phenomena), including conserved stochastic sandpiles.

Power-law scaling of ρ_a and τ with L provides an effective criterion for locating the critical point in simulations; we use it to determine p_c for $\zeta = 0.25, 0.5$ and 0.75 . Our results agree, to within statistical uncertainty, with the mean-field prediction $p_c = 1 - \zeta$. In all three cases we find

$$\beta/\nu_\perp = 0.5$$

to within a statistical uncertainty of less than 0.5%, strongly suggesting the value 1/2 for this exponent ratio (see Figure 2). The lifetime τ (Figure 3) can be fit to high precision with the expression $\tau = C + c'L$, where C and c' are constants, so that the ratio

$$\nu_\parallel/\nu_\perp = 1.$$

Finally, the fact that the order parameter ρ_a is proportional to $\zeta - \zeta_c$ near the transition implies the exponent value

$$\beta = 1.$$

Using the finite-size scaling relations we then have

$$\nu_\perp = \nu_\parallel = 2.$$

The moment ratio m has been found to take a well-defined value at the critical point of an absorbing-state phase transition [12, 28]. Consistent with this result we find $m \rightarrow m_c = 1.298(4)$ at all three ζ values studied. We note that while $\beta = 1$ is characteristic of mean-field-like transitions to an absorbing state, the values of ν_\perp, ν_\parallel and m_c , are not typical of other known universality classes for absorbing-state phase transitions [45, 24, 44]. We suspect that the anisotropic dynamics underlies this difference.

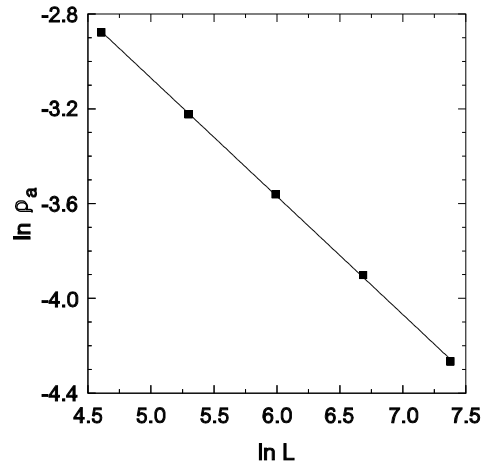


FIG. 2

Figure 2: Stationary order parameter versus system size for $\zeta = 0.25$ and $p = 0.75$.

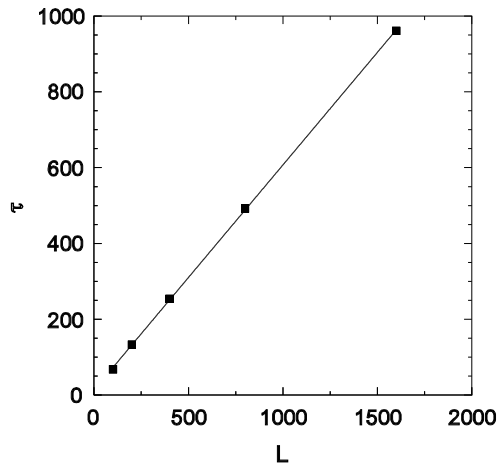


FIG. 3

Figure 3: Lifetime τ versus system size as in Figure 2.

The model exhibits a somewhat different behavior at the end of the critical line, $\zeta = 1$, $p = 0$. In this case an isolated particle goes to sleep at rate 1, i.e., it can never jump forward. Simulations reveal no quasi-stationary state at this point: the activity density decays to zero monotonically, for all system sizes ($L = 100, \dots, 800$) investigated. The

activity density again grows $\propto \zeta - 1$ near the transition, so that β retains its value of unity.

3.2 Approach to the steady state

We studied two kinds of initial condition. In one, $N = \zeta L$ active walkers are inserted randomly and independently into the system; in the other (for $\zeta = 1/2$), only even-numbered sites are initially occupied by an active walker. (We call these *random* and *alternating* initial configurations, respectively. In studies with random initial conditions each realization is performed using a different, independent initial configuration.) The two initial states lead to the same quasi-stationary properties, but the approach to the latter is different in the two cases.

Consider first the evolution of ρ_a (averaged over 10^5 independent realizations) at the critical point $\zeta = p = 1/2$, using the alternating initial configuration. Figure 4 shows that the evolution is nonmonotonic, as has been found for the stochastic sandpile (with symmetric dynamics) at its critical point [9]. The main graph of Figure 4 shows $\rho^* \equiv L^{1/2}\rho_a(t)$ as a function of $t^* = t/L$. (The definitions of the scaling variables ρ^* and t^* are motivated by the finite-size scaling results discussed above.) Under this rescaling, data for $L = 200, 400, 800, 4000$ and 8000 collapse onto a master curve. (The collapse is not perfect; the secondary maximum near $t^* = 0.8$ becomes sharper as the system size is increased.)

The inset of Figure 4 shows the overall relaxation to the quasi-stationary state. The initial decay appears to follow a power law $\rho_a \sim t^{-\delta}$ with $\delta = 0.50$. At absorbing state phase transitions one expects the scaling relation $\delta = \beta/\nu_{||}$, which is indeed verified if we insert the values $\beta = 1$ and $\nu_{||} = 2$ found above. The initial growth of the moment ratio is expected to follow $m - 1 \sim t^{1/z}$, with the dynamic exponent z equal to the ratio $\nu_{||}/\nu_{\perp}$ [54]. In fact we find $m - 1 \propto t$, consistent with the exponent ratio found above.

For random initial conditions the general picture is similar, although there are some differences in detail. The relaxation is again nonmonotonic, with a collapse of data for various system sizes using the scaling variables ρ^* and t^* , but the secondary maximum (which falls near $t^* = 0.7$), is smooth, rather than cusp-like as for the alternating initial condition. The initial decay again appears to follow a power law, with $\delta \simeq 0.51$. The initial growth in the moment ratio follows $m - 1 \sim t^{1/z}$, but with $1/z = 1.025$ rather than the expected value of unity. The slightly larger apparent exponents observed with random initial conditions may reflect corrections to scaling due to relaxation of long-wavelength modes present in the initial distribution (and which are strictly excluded in the alternating case).

Some understanding of the relaxation may be gleaned from the spatial distribution of the particles. Figure 5 shows the spatio-temporal evolution of a typical realization at the critical point, $\zeta = p = 1/2$, for random initial conditions. We see that after an initial transient, all of the active particles are confined to a relatively narrow band. During coalescence into a single band, the activity density decreases rapidly; coalescence

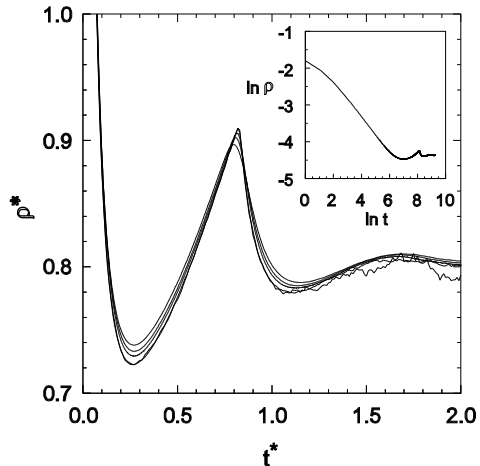


FIG. 4

Figure 4: Main graph: scaled activity density $\rho^* = L^{1/2}\rho_a(t)$ versus scaled time $t^* = t/L$, for $\zeta = p = 1/2$ with an alternating initial configuration. Data for system sizes $L = 200, 400, 800, 4000$ and 8000 are superposed (sharper maximum corresponds to larger size). Inset: activity density versus time on log scales, $L=4000$.

appears to be irreversible. Studies of larger rings confirm these observations. The time for the activity to become confined to a single band grows with system size, but is typically smaller than $L/2$. (We have not determined if the time grows linearly with L or more slowly.) The active region propagates through the system at a steady rate, expanding or contracting due to intrinsic fluctuations and to the varying density of sleeping particles it encounters as it moves. The boundaries of the active region move at a speed somewhat greater than unity: in large systems the speed is 1.18 - 1.20 (sites per unit time). Repeated encounters of the active band with regions rich in sleeping particles may be connected with the revivals observed in the activity density (Figure 4). We observe the coalescence into a single band of activity, and the same speed of propagation, in studies with the alternating initial configuration. (Naturally the initial transient is different in the two cases.) In the infinite system, activity cannot be confined to a narrow band, but we should expect, on the basis of the foregoing observations, a steady *coarsening* of the activity pattern.

We have also studied the distribution of first passage times τ_0 to the origin of the ARW2 model on the line (i.e., in a system without periodic boundaries); τ_0 is defined as the time at which a particle first jumps from site -1 to the origin. To study its distribution we simulate the system on the lattice extending from $x = -L$ to $x = 0$. We determine the probability density $p(\tau_0)$ up to a certain maximum time, by studying a series of lattice sizes L , until $p(\tau_0)$ stabilizes. Figure 6 shows the density obtained for a lattice size of

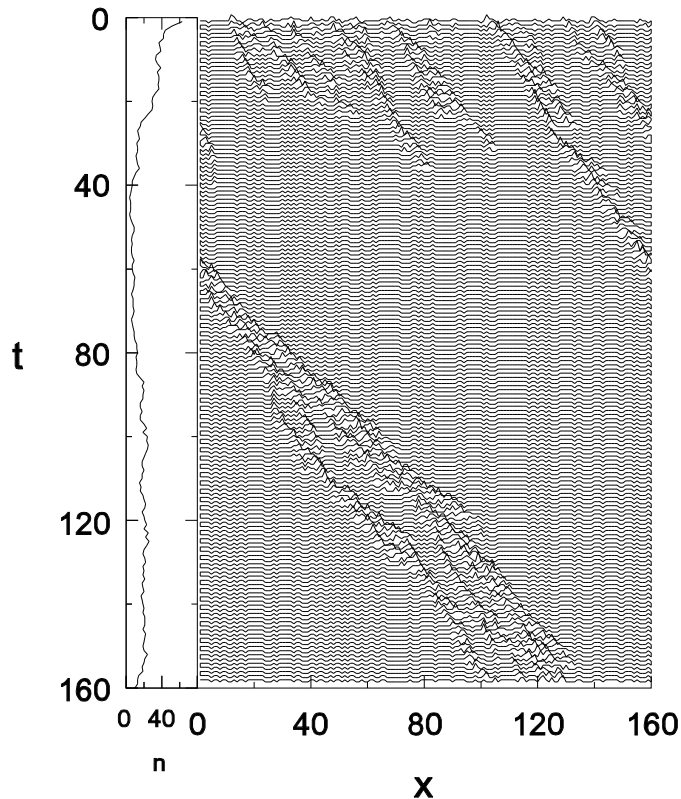


Figure 5: Typical evolution of a system at the critical point $\zeta = p = 1/2$, with a random initial configuration, $L = 160$. In each horizontal sweep, the height of the line represents the number of particles at site x , with a sleeping particle corresponding to height -1 . The graph at the left shows the number n of active particles versus time.

10^5 sites, for a system at the critical point, $\zeta = p = 1/2$. The same result is obtained for 10^6 sites, within the uncertainty. The data can be fit with a power-law, $p(\tau_0) \sim \tau_0^{-\alpha}$, with $\alpha = 1.50(1)$. Thus the mean first passage time to the origin diverges at the critical point. It is curious that an interacting particle system with totally asymmetric jumps shares the same exponent as that of a symmetric random walk. For an unbiased random walk the first return is the smallest time when it is positive, whereas τ_0 is determined by the smallest lattice interval $[-x, 0]$ where the presence of initial particles exceeds the gaps of activity. This subtle heuristics explains why the tail of τ_0 decays with exponent $1/2$, though it is not so clear why its density is so smooth.

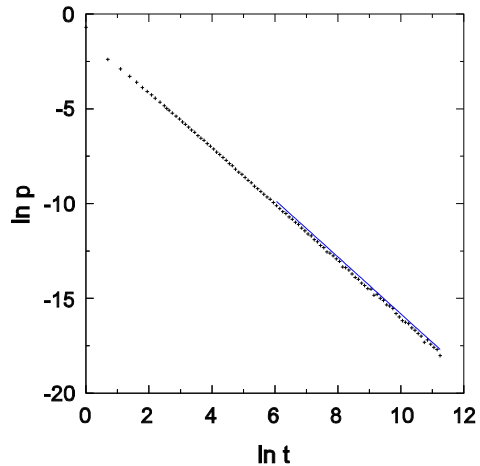


Figure 6: Distribution density of the time of the first jump to the origin for a system at the critical point $\zeta = p = 1/2$, with an alternating initial configuration, and $L = 10^5$ sites. The blue line has slope -1.50 .

3.3 The symmetric case

We performed a series of studies of the symmetric ARW2 model at density $\zeta = 1/2$. In contrast to the asymmetric case, the critical value of the hopping probability, p_c , is considerably higher than its mean-field value, $p_c = \min\{\zeta, 1\}$. In terms of the ARW1, it means that

$$\rho_c > \frac{\lambda}{1 + \lambda},$$

and there are partial mathematical results in this direction (Theorem 5). Studies using rings of up to 12800 sites yield $p_c = 0.87835(2)$. (Our criterion for criticality is that the stationary activity density follow a power law, $\rho_a \sim L^{-\beta/\nu_\perp}$.) These studies yield the exponent ratio $\beta/\nu_\perp = 0.23(1)$, very different from the result of 0.5 found in the asymmetric case. A study of the growth of $m - 1$ at the critical point, in a system of 12800 sites, yields the dynamic exponent $z = 1.51(1)$. The stationary value of the moment ratio m at the critical point is $m_c = 1.15(1)$. The results for β/ν_\perp , z and m_c are all quite far from the corresponding values in the asymmetric case. They are, on the other hand, rather close to those found for a conserved stochastic sandpile [10]: $\beta/\nu_\perp = 0.217(6)$, $z = 1.50(4)$ and $m_c = 1.14(1)$.

These results support the assertion (based on considerations of symmetry) that the symmetric ARW model falls in the conserved stochastic sandpile universality class. Since scaling properties of sandpile models are rather subtle, we defer a full characterization of the symmetric model to future work. It is nevertheless clear that the symmetric

and asymmetric ARW exhibit very different critical behavior. On a qualitative level the difference is quite dramatic if we compare the evolution of the asymmetric model (Figure 5) with that of the symmetric model at its critical point (Figure 7). In the latter case there is no tendency for the activity to become confined irreversibly to a narrow band; active regions are seen to branch as well as coalesce.

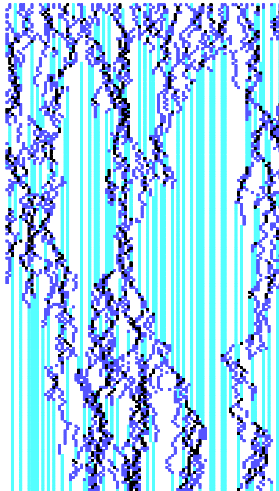


Figure 7: A typical realization of the symmetric ARW model near the critical point. Time increases downward, with white, light blue, dark blue and black points representing empty sites, sites with an inactive particle, sites with an active particle, and sites with ≥ 2 particles, respectively.

As noted above, the model studied by Jain [26] corresponds to setting $p = 0$ in the symmetric ARW. The properties demonstrated in [26] are in fact very different than those obtained here, for $p > 0$. In the former case the active phase, which exists for $\zeta > \zeta_c = 1$, has $\rho_a \propto \zeta - \zeta_c$, so that the critical exponent $\beta = 1$, and the stationary probability distribution in the active phase is uniform on the set of allowed configurations (i.e., those in which no site is empty). Since the active phase has a product measure, correlation functions are identically zero and the critical exponent ν_\perp is undefined. The difference between the scaling properties observed for $p > 0$, and those found in [26] may be understood by noting that in our case an isolated particle, while active, may evade becoming immobile by jumping to an occupied site. In this process it may reactivate a sleeping particle. Thus the number of active particles fluctuates while total particle number is conserved, a hallmark of models in the conserved stochastic sandpile universality class. When $p = 0$, by contrast, the number of mobile particles is *fixed* at $N - L$ in the stationary state.

It is also worth noting that although the *asymmetric* ARW (with $p > 0$) shares the

critical exponent value $\beta = 1$ with the model studied in [26], it is different since the exponent ν_{\perp} is well defined, and the model satisfies finite-size scaling. Again, the asymmetric ARW features a fluctuating number of active particles when $p > 0$.

4 Rigorous results, conjectures and open problems

In this section we will summarize the few existing rigorous results concerning the ARW model, discuss some conjectures and present several open problems, whose understanding may shed some light on the long-time behavior of the system.

A rigorous understanding of this model is still in its embryonic stage, and some of the open questions appear to be quite difficult and mathematically challenging.

4.1 General case

We start with the first basic fact, proved in [49] using the Diaconis-Fulton [7, 17] representation of the model. The representation provides an Abelian property for the dynamics of the system with finitely many particles, and – what is particularly important – provides monotonicity for the occupation times in ζ as well as in λ .

Theorem 1 ([49]). For $d \geq 1$ and any translation-invariant random walk and $\lambda > 0$, there exists $\zeta_c \equiv \zeta_c(\lambda) \in [0, \infty]$, such that if the initial distribution is i.i.d Poisson with density ζ then

$$P(\text{system locally fixates}) = \begin{cases} 1, & \zeta < \zeta_c \\ 0, & \zeta > \zeta_c. \end{cases}$$

Moreover, ζ_c is non-decreasing in λ .

For fixed λ the value of $\zeta_c(\lambda)$ is not known, however some theoretical arguments suggest, and numerical simulations support, that the following holds:

Conjecture 1. For any dimension, any random walk, and any $\lambda > 0$,

$$0 < \zeta_c(\lambda) < 1.$$

4.1.1 Supercritical regime

Using Peierls type argument one can show that $\zeta_c(\lambda) < +\infty$:

Theorem 2 ([34]). Consider simple symmetric random walks on $\mathbb{Z}^d, d \geq 1$. There exists $\zeta_0 < \infty$ such that $\zeta_c(\lambda) < \zeta_0$ for all λ .

Recently E. Shellef improved this estimate:

Theorem 3 ([53]). Under the same hypotheses,

$$\zeta_c(\lambda) \leq 1. \tag{5}$$

Another approach to prove (5) is to show mass conservation for this model:

Theorem 4 ([1]). For i.i.d. initial conditions, simple symmetric random walks, if there is local fixation, then each particle jumps finitely many times. By the mass transport principle, this implies that whenever there is fixation the density of the limiting state in the same as the density of the initial state, in particular it implies (5).

However, the following problem remains open:

Problem 1. Show strict inequality in (5).

Another interesting question about the supercritical regime is the following:

Problem 2. For each $\zeta > \zeta_c$, show that there is a unique non-trivial invariant distribution, ergodic with respect to spatial translation, whose particle density is ζ .

4.1.2 Subcritical behavior

On the other hand, it is rather easy to get convinced that ζ_c ought to be strictly positive. Despite the recent progress in the one-dimensional case (see [49]), there are no results in higher dimensions:

Theorem 5 ([49]). For $d = 1$, bounded range random walks and any $\lambda > 0$ we have that $0 < \zeta_c \leq 1$. For nearest-neighbor walks we have:

$$\frac{\lambda}{1 + \lambda} \leq \zeta_c \leq 1.$$

The proof of the above theorem again relies on the Diaconis-Fulton representation of the dynamics, in particular it uses the Abelian property and certain monotonicity for finite particle systems. Conceptually all the ingredients of the proof can be used in higher dimensions, with the exception of the last estimate, which in dimensions ≥ 2 , if repeated straight forwardly, boil down to the need for refined bounds on growth intensity of a Diffusion Limited Aggregation type growth model, and the analog of the one-dimensional argument produces unsatisfactory estimates. Thus, we have

Problem 3. Show that $\zeta_c > 0$ for $d \geq 2$.

Though Theorem 5 establishes the fact that $\zeta_c > 0$ in one-dimension for a rather broad class of walks, it does not give a satisfactory description of the final absorbing state, nor correct estimates for the fixation time. We may therefore state several important questions.

Problem 4. Describe the distribution of the final configuration after fixation (in any dimension, including $d = 1$). Numerical analysis suggests that it depends on the initial distribution. It seems however to be less sensitive when $\zeta \sim \zeta_c$, when the final state is prominently different from a Bernoulli.

Problem 5. Establish the rate of fixation, i.e., the asymptotic behavior of the probability that there is an active particle at the origin after time t , for t large enough. We believe that if ζ is small enough, the decay should be exponential. However when ζ approaches ζ_c we do not exclude the possibility that decay may become slower (stretched exponential, or even algebraic).

The following problems constitute possible intermediate steps to understand the behavior of the system in the subcritical regime.

Problem 6. Consider an infinite volume system with only $k < +\infty$ particles, which are all initially located at the origin and in state A . Let $\widehat{\tau}_k$ denote the (a.s. finite) time when the system fixates, i.e., when all particles become inactive. For any $k > 0$ find an asymptotic bound for $P(\widehat{\tau}_k > n)$ as $n \rightarrow +\infty$. Prove the Large Deviation Principle for $\widehat{\tau}_k$.

Problem 7. As before, consider a finite system of k particles and denote by $L_k(s)$ and $R_k(s)$ positions of the leftmost and rightmost particles in the system, and by $L_k^A(s)$ and $R_k^A(s)$ position of the leftmost and rightmost A -particles in the system – which do not necessarily coincide with $L_k(s)$ and $R_k(s)$, but for all times satisfy inequalities $L_k^A(s) \geq L_k(s)$ and $R_k^A(s) \leq R_k(s)$.

How does $R_k^A(s) - L_k^A(s)$ behave during the time interval $[0, \widehat{\tau}_k]$?

What can we say about the distribution of $R_k(\widehat{\tau}_k) - L_k(\widehat{\tau}_k)$, the diameter of the configuration in the final state, and about its displacement with respect to the origin $|0 - L_k(\widehat{\tau}_k)|$?

4.1.3 At criticality

We have good reason to believe that at the critical density the system does not fixate in any dimension (see comments in the next subsection). However time intervals between successive visits of active particles to the origin will diverge to infinity. It is not clear that here we are observing an aging phenomenon in one of accepted senses.

4.2 Totally asymmetric dynamics in one dimension

The description of the totally asymmetric walk in one dimension is relatively well understood. Let $x_0(t)$ denote the position of a tagged particle starting at the origin.

Theorem 6 ([25]). For $d = 1$, and the totally asymmetric walk,

$$\zeta_c = \frac{\lambda}{1 + \lambda}.$$

If $\zeta < \zeta_c$, then

$$P[\eta_s^A(0) > 0 \text{ for some } s \geq t] \leq c_1 e^{-c_2 t}.$$

If $\zeta > \zeta_c$, then

$$\lim_{t \rightarrow \infty} \frac{x_0(t)}{t} = v_d > 0. \quad (6)$$

If $\zeta = \zeta_c$, and initially all particles in the system are A -particles, then the system does not fixate (!). However,

$$\lim_{t \rightarrow \infty} \frac{x_0(t)}{t} = 0. \quad (7)$$

The limit (6) implies that there is a current and that the tagged particle has an asymptotic velocity. This is related to Problem 2, as the limiting speed should be the density of active particles in the (unique) non-trivial ergodic invariant distribution with total density of particles ζ .

The limit (7) tells us that there is no current in the system. This should be related to the absence of a non-trivial ergodic invariant distribution with total density ζ_c , i.e., the phase transition is not of first order.

Moreover, it motivates the following problem. Consider a system with critical density, and denote by $\tilde{\tau}_i(0)$ the time spent between arrivals of the $(i-1)$ -th and i -th A -particle at the origin.

Problem 8. Characterize the behavior of $\tilde{\tau}_i(0)$ when $i \rightarrow +\infty$.

We believe that the system exhibits behavior reminiscent of so-called aging for disordered systems.

Problem 9. Explain the origin of the ‘spikes’ in the time-dependent density of active particles in Figure 4).

Acknowledgments

We are grateful to Chris Hoffman for fruitful discussions and to Harry Kesten and Jeff Steif for many valuable comments. L. T. Rolla thanks the hospitality of CWI, where part of this research was done. This work was supported by CNPq grant 141114/2004-5, FAPERJ, FAPESP grant 07/58470-1, and FSM-Paris. R. Dickman acknowledges support from CNPq.

References

- [1] G. AMIR AND O. GUREL-GUREVICH, *On fixation of activated random walks*. arXiv:0910.3730, 2009.
- [2] P. BAK, C. TANG, AND K. WIESENFELD, *Self-organized criticality: An explanation of the $1/f$ noise*, Phys. Rev. Lett., 59 (1987), p. 381.
- [3] ———, *Self-organized criticality*, Phys. Rev. A, 38 (1988), pp. 364–374.

- [4] J. BEN HOUGH, M. KRISHNAPUR, Y. PERES, AND B. VIRÁG, *Determinantal processes and independence*, *Probab. Surv.*, 3 (2006), pp. 206–229 (electronic).
- [5] B. DERRIDA, M. R. EVANS, V. HAKIM, AND V. PASQUIER, *Exact solution of a 1d asymmetric exclusion model using a matrix formulation*, *J. Phys. A*, 26 (1993), pp. 1493–1517.
- [6] D. DHAR, *The abelian sandpile and related models*, *Physica A*, 263 (1999), pp. 4–25. arXiv:cond-mat/9808047.
- [7] P. DIACONIS AND W. FULTON, *A growth model, a game, an algebra, Lagrange inversion, and characteristic classes*, *Rend. Sem. Mat. Univ. Politec. Torino*, 49 (1991), pp. 95–119.
- [8] R. DICKMAN, *Nonequilibrium phase transitions in epidemics and sandpiles*, *Physica A*, 306 (2002), pp. 90–97. arXiv:cond-mat/0110043.
- [9] ———, *Generic slow relaxation in a stochastic sandpile*, *Europhys. Lett.*, 61 (2003), pp. 294–300.
- [10] ———, *Restricted sandpile revisited*. arXiv:cond-mat/0601415, 2006.
- [11] R. DICKMAN, M. ALAVA, M. A. MUÑOZ, J. PELTOLA, A. VESPIGNANI, AND S. ZAPPERI, *Critical behavior of a one-dimensional fixed-energy stochastic sandpile*, *Phys. Rev. E*, 64 (2001), p. 56104.
- [12] R. DICKMAN AND J. KAMPHORST LEAL DA SILVA, *Moment ratios for absorbing-state phase transitions*, *Phys. Rev. E*, 58 (1998), p. 4266.
- [13] R. DICKMAN, M. A. MUÑOZ, A. VESPIGNANI, AND S. ZAPPERI, *Paths to self-organized criticality*, *Braz. J. Phys.*, 30 (2000), p. 27.
- [14] R. DICKMAN AND D. SOUZA MAIA, *The nature of the absorbing-state phase transition in the diffusive epidemic process*, *J. Phys. A: Math. Theor.*, 41 (2008), p. 405002.
- [15] R. DICKMAN, T. TOMÉ, AND M. J. DE OLIVEIRA, *Sandpiles with height restrictions*, *Phys. Rev. E*, 66 (2002), p. 16111.
- [16] I. DORNIC, H. CHATÉ, AND M. A. MUÑOZ, *Integration of langevin equations with multiplicative noise and the viability of field theories for absorbing phase transitions*, *Phys. Rev. Lett.*, 94 (2005), p. 100601.
- [17] K. ERIKSSON, *Chip firing games on mutating graphs*, *SIAM J. Discrete Math.*, 9 (1996), pp. 118–128.
- [18] M. FISHER AND M. BARBER, *Scaling theory for finite-size effects in the critical region*, *Phys. Rev. Lett.*, 28 (1972), p. 1516.
- [19] M. E. FISHER, in *Proceedings of the International Summer School Enrico Fermi*, New York, 1971, Academic. Course 51.
- [20] J. E. DE FREITAS, L. S. LUCENA, L. R. DA SILVA, AND H. J. HILHORST, *Critical behavior of a two-species reaction-diffusion problem*, *Phys. Rev. E*, 61 (2000), pp. 6330–6336.

- [21] U. L. FULCO, D. N. MESSIAS, AND M. L. LYRA, *Critical behavior of a one-dimensional diffusive epidemic process*, Phys. Rev. E, 63 (2001), p. 066118.
- [22] ———, *Monte carlo study of the critical behavior of a diffusive epidemic process*, Physica A, 295 (2001), pp. 49–52.
- [23] G. GRINSTEIN, *Generic scale invariance and self-organized criticality*, in Scale Invariance, Interfaces, and Non-equilibrium Dynamics, A. McKane, M. Droz, J. Vanimenuis, and D. Wolf, eds., vol. 344 of NATO Advanced Study Institute, Series B: Physics, Plenum Press, New York, 1995.
- [24] H. HINRICHSSEN, *Non-equilibrium critical phenomena and phase transitions into absorbing states*, Adv. Phys., 49 (2000), pp. 815–958. arXiv:cond-mat/0001070.
- [25] C. E. HOFFMAN AND V. SIDORAVICIUS, 2004. In preparation.
- [26] K. JAIN, *Simple sandpile model of active-absorbing state transitions*, Phys. Rev. E, 72 (2005), p. 017105.
- [27] H.-K. JANSSEN, *Comment on “critical behavior of a two-species reaction-diffusion problem”*, Phys. Rev. E, 64 (2001), p. 058101.
- [28] J. KAMPHORST LEAL DA SILVA AND R. DICKMAN, *Pair contact process in two dimensions*, Phys. Rev. E, 60 (1999), p. 5126.
- [29] S. KARLIN AND J. MCGREGOR, *Coincidence probabilities*, Pacific J. Math., 9 (1959), pp. 1141–1164.
- [30] S. KATZ, J. L. LEBOWITZ, AND H. SPOHN, *Phase transitions in stationary nonequilibrium states of model lattice systems*, Phys. Rev. B, 28 (1983), pp. 1655–1658.
- [31] S. KATZ, J. L. LEBOWITZ, AND H. SPOHN, *Nonequilibrium steady states of stochastic lattice gas models of fast ionic conductors*, J. Statist. Phys., 34 (1984), p. 497.
- [32] H. KESTEN AND V. SIDORAVICIUS, *Branching random walk with catalysts*, Electron. J. Probab., 8 (2003), pp. 1–51.
- [33] ———, *The spread of a rumor or infection in a moving population*, Ann. Probab., 33 (2005), pp. 2402–2462.
- [34] ———, *A phase transition in a model for the spread of an infection.*, Illinois J. Math., 50 (2006), pp. 547–634.
- [35] ———, *A shape theorem for the spread of an infection*, Ann. of Math., 167 (2008), pp. 701–766.
- [36] R. KREE, B. SCHAUB, AND B. SCHMITTMANN, *Effects of pollution on critical population dynamics*, Phys. Rev. A, 39 (1989), pp. 2214–2221.
- [37] J. KRUG, *Boundary-induced phase transitions in driven diffusive systems*, Phys. Rev. Lett., 67 (1991), pp. 1882–1885.

- [38] S. LÜBECK, *Scaling behavior of the conserved transfer threshold process*, Phys. Rev. E, 66 (2002), p. 046114.
- [39] ———, *Scaling behavior of the order parameter and its conjugated field in an absorbing phase transition around the upper critical dimension*, Phys. Rev. E, 65 (2002), p. 046150.
- [40] S. LÜBECK AND P. C. HEGER, *Universal finite-size scaling behavior and universal dynamical scaling behavior of absorbing phase transitions with a conserved field*, Phys. Rev. E, 68 (2003), p. 056102.
- [41] ———, *Universal scaling behavior at the upper critical dimension of nonequilibrium continuous phase transitions*, Phys. Rev. Lett., 90 (2003), p. 230601.
- [42] S. S. MANNA, *Large-scale simulation of avalanche cluster distribution in sand pile model*, J. Stat. Phys., 59 (1990), pp. 509–521.
- [43] ———, *Two-state model of self-organized criticality*, J. Phys. A: Math. Gen., 24 (1991), pp. L363–L369.
- [44] J. MARRO AND R. DICKMAN, *Nonequilibrium Phase Transitions in Lattice Models*, Cambridge University Press, 1999.
- [45] G. ÓDOR, *Universality classes in nonequilibrium lattice systems*, Rev. Mod. Phys., 76 (2004), p. 663.
- [46] K. OERDING, F. VAN WIJLAND, J.-P. LEROY, AND H. J. HILHORST, *Fluctuation-induced first-order transition in a nonequilibrium steady state*, J. Statist. Phys., 99 (2000), pp. 1365–1395.
- [47] V. PRIVMAN, ed., *Finite-Size Scaling and Numerical Simulation of Statistical Systems*, World Scientific, Singapore, 1990.
- [48] J. J. RAMASCO, M. A. MUÑOZ, AND C. A. DA SILVA SANTOS, *Numerical study of the langevin theory for fixed-energy sandpiles*, Phys. Rev. E, 69 (2004), p. 045105.
- [49] L. T. ROLLA AND V. SIDORAVICIUS, *Absorbing-state phase transition for stochastic sandpiles and activated random walks*. arXiv:0908.1152v1, 2009.
- [50] M. ROSSI, R. PASTOR-SATORRAS, AND A. VESPIGNANI, *Universality class of absorbing phase transitions with a conserved field*, Phys. Rev. Lett., 85 (2000), pp. 1803–1806.
- [51] B. SCHMITTMANN AND R. K. P. ZIA, *Statistical Mechanics of Driven Diffusive Systems*, vol. 17 of Phase Transitions and Critical Phenomena, Academic Press, London, 1995.
- [52] G. M. SCHÜTZ, *Exactly solvable models for many-body systems far from equilibrium*, vol. 19 of Phase Transitions and Critical Phenomena, Academic Press, 2001, ch. 1, pp. 1–251.
- [53] E. SHELEF, *Nonfixation for activated random walks*. arXiv:0910.3338, 2009.

- [54] R. DA SILVA, R. DICKMAN, AND J. R. DRUGOWICH DE FELÍCIO, *Critical behavior of nonequilibrium models in short-time monte carlo simulations*, Phys. Rev. E, 70 (2004), p. 067701.
- [55] D. SOUZA MAIA AND R. DICKMAN, *Diffusive epidemic process: theory and simulation*, J. Phys.: Condens. Mat., 19 (2007), p. 065143.
- [56] F. VAN WIJLAND, K. OERDING, AND H. J. HILHORST, *Wilson renormalization of a reaction-diffusion process*, Physica A, 251 (1998), pp. 179–201. arXiv:cond-mat/9706197.