

Multifractality and Freezing Phenomena in Random Energy Landscapes: an Introduction ‡

Yan V Fyodorov§

School of Mathematical Sciences, University of Nottingham, Nottingham NG72RD, England

Abstract. We start our lectures with introducing and discussing the general notion of multifractality spectrum for random measures on lattices, and how it can be probed using moments of that measure. Then we show that the Boltzmann-Gibbs probability distributions generated by logarithmically correlated random potentials provide a simple yet nontrivial example of disorder-induced multifractal measures. The typical values of the multifractality exponents can be extracted from calculating the free energy of the associated Statistical Mechanics problem. To succeed in such a calculation we introduce and discuss in some detail two analytically tractable models for logarithmically correlated potentials. The first model uses a special definition of distances between points in space and is based on the idea of multiplicative cascades which originated in theory of turbulent motion. It is essentially equivalent to statistical mechanics of directed polymers on disordered trees studied long ago by B. Derrida and H. Spohn in [12]. In this way we introduce the notion of the freezing transition which is identified with an abrupt change in the multifractality spectrum. Second model which allows for explicit analytical evaluation of the free energy is the infinite-dimensional version of the problem which can be solved by employing the replica trick. In particular, the latter version allows one to identify the freezing phenomenon with a mechanism of the replica symmetry breaking (RSB) and to elucidate its physical meaning. The corresponding 1-step RSB solution turns out to be *marginally stable* everywhere in the low-temperature phase. We finish with a short discussion of recent developments and extensions of models with logarithmic correlations, in particular in the context of extreme value statistics. The first appendix summarizes the standard elementary information about Gaussian integrals and related subjects, and introduces the notion of the Gaussian Free Field characterized by logarithmic correlations. Three other appendices provide the detailed exposition of a few technical details underlying the replica analysis of the model discussed in the lectures.

KEYWORDS: Multifractality; Freezing; Random Energy Model; Replica Symmetry Breaking; Gaussian Free Field.

‡ Lectures at International Summer School "Fundamental Problems in Statistical Physics XII" held on August 31 - September 11, 2009 at Leuven, Belgium

§ e-mail: yan.fyodorov@nottingham.ac.uk

1. Introduction

Investigations of multifractal measures of diverse origin is for several decades a very active field of research in various branches of applied mathematical sciences like chaos theory, geophysics, oceanology, climate studies, and finance, and in such areas of physics as turbulence and statistical mechanics [1], and theory of quantum disordered systems [2]. The main characteristics of multifractal patterns of data is to possess high variability over a wide range of space or time scales, associated with huge fluctuations in intensity which can be visually detected (see fig. 1). Another common feature is presence of certain long-ranged powerlaw-type correlations in data values.

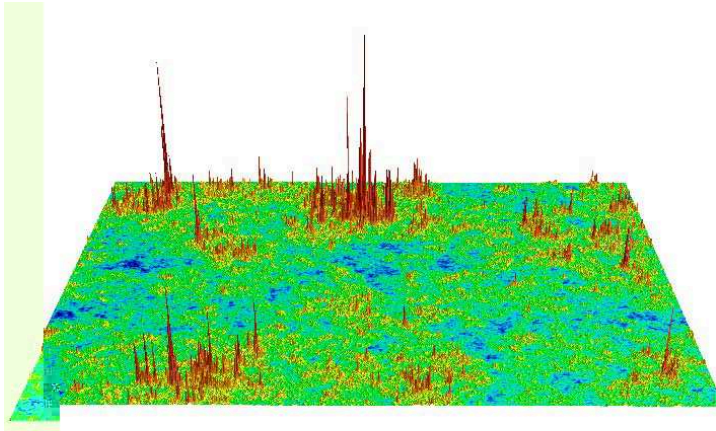


Figure 1. Multifractal probability density for a model of quantum particle at the critical point of Quantum Hall Effect, see [2]. Courtesy of F. Evers, A. Mirlin and A. Mildenberger, unpublished.

To set the notations, consider a certain (e.g. hypercubic) lattice of linear extent L in N -dimensional space, with $M \sim L^N$ standing for the total number of sites in the lattice. The measures of interest are usually defined via weights p_i associated with every lattice site $i = 1, 2, \dots, M$ and appropriately normalized to the total weight equal to unity as sketched below:

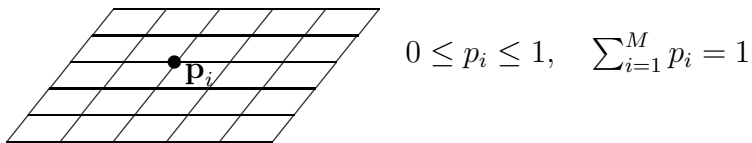


Figure 2. A square lattice with weights attributed to the lattice sites.

One can imagine a few different spatial arrangements of weights p_i across the lattice sites. In the case of *simply extended* measures the weights are of similar magnitude at each lattice site, the normalisation condition then implying the scaling $p_i \sim M^{-1}$ in the large- M limit. As a generalisation of the above example one can imagine the non-zero weights p_i supported evenly on a fractal subset of lattice sites of effective dimension $0 \leq N_{ef} < N$. In the limiting case of $N_{ef} = 0$ we then deal with *localised* measures characterized by the

weights p_i essentially different from zero only inside one or few blobs of finite total volume. In such a situation weights stay finite even when $M \rightarrow \infty$, that is $p_i = O(M^0)$. Finally, in the most interesting case of *multifractal* measures the weights scale differently at different sites: $p_i \sim M^{-\alpha_i}$ || The full set of exponents $0 \leq \alpha_i < \infty$ can be conveniently characterized by the density $\rho(\alpha) = \sum_{i=1}^M \delta(\alpha - \alpha_i)$ whose scaling behaviour in the large- M limit is expected to be nontrivial: $\rho(\alpha) \sim M^{f(\alpha)}$, with the convex function $f(\alpha)$ known in this context as the *multifractality spectrum* or *singularity spectrum*, see Fig. 3. In view of the identity $\int_0^\infty \rho(\alpha) d\alpha \equiv M$ we see that at the point of maximum $\alpha = \alpha_0$ we must have $f(\alpha_0) = 1$. Note also that the total number $m(\alpha) = \int_0^\alpha \rho(\alpha) d\alpha$ of sites of the lattice characterized by the scaling exponents $\alpha_i < \alpha (< \alpha_0)$ satisfies for $M \gg 1$ the inequality $m(\alpha) \sim M^{f(\alpha)} \geq 1$, hence $f(\alpha) \geq 0$ for $\alpha < \alpha_0$. Modifying this argument one can show $f(\alpha) \geq 0$ also for $\alpha > \alpha_0$. The condition $f(\alpha) = 0$ defines generically the minimal α_- and maximal α_+ threshold values of the exponents which can be observed in a given typical pattern. Note that the constraint $p_i \leq 1$ implies $\alpha_- \geq 0$.

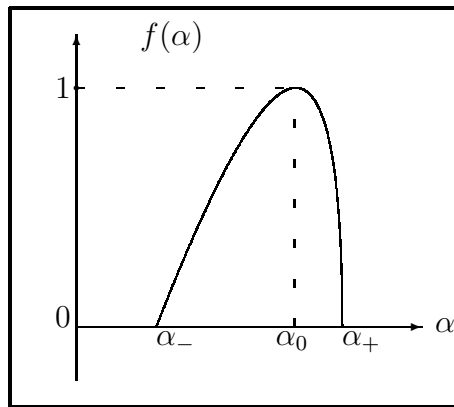


Figure 3. Shape of a typical multifractality spectrum.

An alternative, frequently more practical way of describing multifractality is via the set of exponents τ_q characterizing the large- M behaviour of the so-called inverse participation ratios (IPR's) P_q which are simply the moments of the corresponding measure:

$$P_q = \sum_{i=1}^M p_i^q = \int M^{-q\alpha} \rho(\alpha) d\alpha. \quad (1)$$

Substituting in the above definition the relation $\rho(\alpha) \sim M^{f(\alpha)}$ one can evaluate the integral in the large- M limit by the steepest descent (also known as Laplace) method, see Appendix A. One then finds the relation between τ_q and $f(\alpha)$ given by the **Legendre transform**:

$$P_q \sim M^{-\tau_q}, \quad \tau_q = q\alpha - f(\alpha) \quad \text{where} \quad q = \frac{df}{d\alpha}. \quad (2)$$

In particular, at the point of maximum $q = 0$ and as from the very definition $\tau_0 = -1$ we immediately see that $f(\alpha_0) \equiv \max_\alpha \{f(\alpha)\} = 1$, cf. Fig. 3.

|| Usually one defines exponents via the relation $p_i \sim L^{-N\alpha_i}$ i.e. by the reference to linear scale L instead of the total number of sites $M \sim L^N$. We however find it more convenient to get rid of trivial spatial dimension factor N , and concentrate only on *essential* parameter behaviour.

The above description is valid for multifractal measures of any nature. In recent years important insights were obtained for disorder-generated multifractality, see [2] and [3] for a comprehensive discussion in the context of Anderson localisation transitions, and [4, 5] for examples related to Statistical Mechanics in disordered media which are closer to the context of the present lectures. One of the specific features of multifractality in the presence of disorder is a possibility of existence of two different sets of exponents, τ_q versus $\tilde{\tau}_q$, governing the scaling behaviour of typical P_q versus disorder averaged IPR's, $\langle P_q \rangle \sim M^{-\tilde{\tau}_q}$. So by definition

$$\tau_q = -\frac{\langle \ln P_q \rangle}{\ln M}, \quad \tilde{\tau}_q = -\frac{\ln \langle P_q \rangle}{\ln M}, \quad (3)$$

Here and henceforth the brackets stand for the averaging over different realisations of the disorder. The first type of averaging featuring in the above equation is traditionally called in the literature "quenched", and second one is known as "annealed". It is known that the "quenched" values correspond to values of exponents which one finds in a "typical" realisation of disorder. The possibility of "annealed" average to produce results different from typical is related to a possibility of disorder-averaged moments to be dominated by exponentially rare configurations in some parameter range. A related aspect of the problem is that the "annealed" multifractality spectrum recovered from the multifractal exponents $\tilde{\tau}_q$ via the Legendre transform (1) can be negative: $\tilde{f}(\alpha) < 0$, see fig. 4.

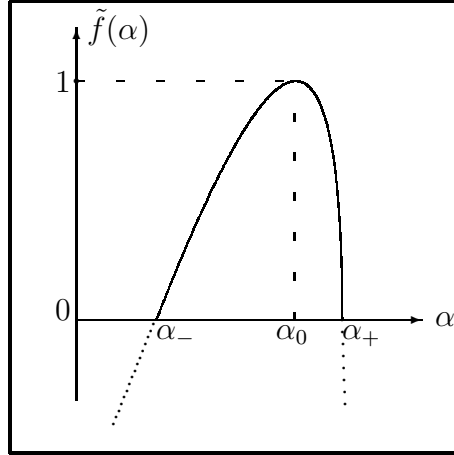


Figure 4. Shape of an "annealed" multifractality spectrum with negative parts (dotted) extracted from the disorder-averaged moments and reflecting exponentially rare events, see the text.

Indeed, those values reflect events which are exponentially rare [6] and need exponentially many realisations of disorder to be observed experimentally or numerically. On the other hand, as was noted in [2], when dealing with *typical* multifractality spectrum $f^{typ}(\alpha)$ by exploiting the relation (1) one has to specify the limits of integration over α to be precisely $\alpha_- \leq \alpha \leq \alpha_+$. IPR moments are then given by

$$P_q^{typ} = \int_{\alpha_-}^{\alpha_+} M^{-q\alpha + f^{typ}(\alpha)} d\alpha \sim M^{-\tau_q^{typ}}, \quad (4)$$

and calculating the above integral by the steepest descent method reveals that typical (that is *quenched*) exponents $\tau_q = \tau_q^{typ}$ are related to $f^{typ}(\alpha)$ by Legendre transform only in the

range $\frac{df}{d\alpha}|_{\alpha_+} = q_{min} \leq q \leq q_{max} = \frac{df}{d\alpha}|_{\alpha_-}$, whereas outside that interval the exponents behave linearly in q , that is $\tau_q^{typ} = q\alpha_{\pm}$, see fig. 5. We will not dwell on the differences "quenched" vs. "annealed" exponents further and direct the interested reader to the recent works [5] and [3] for more detail and further references ¶. In the present set of lectures we will concentrate exclusively on calculating typical (= "quenched") values of IPR exponents for some class of models.

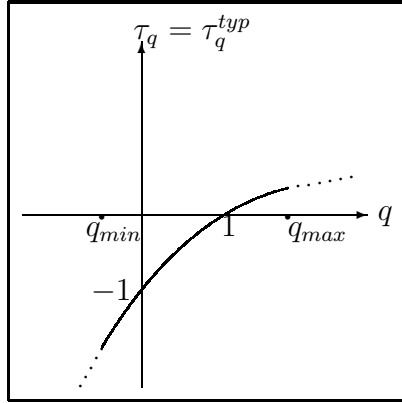


Figure 5. q -dependence of typical ("quenched") multifractality exponents τ_q . Dotted lines show linear behaviour, see the text.

Introduced through the moments involving summation over all the lattice sites, cf. (1), the multifractality by itself says nothing about more delicate questions, for example about spatial correlations between weights at two different sites of the lattice with coordinates, say, \mathbf{x}_1 and \mathbf{x}_2 , separated by a given distance $|\mathbf{x}_1 - \mathbf{x}_2|$. The most natural assumption which is satisfied by vast majority of multifractal measures of actual experimental interest is the power-law decay of correlations implied by full statistical *spatial self-similarity* of the random measure:

$$\langle p^q(\mathbf{x}_1)p^s(\mathbf{x}_2) \rangle \propto L^{-N y(q,s)} \delta^{-N z(q,s)}, \quad \delta = |\mathbf{x}_1 - \mathbf{x}_2|. \quad (5)$$

As statistical homogeneity of the random measure implies for local averages $\langle p^q(\mathbf{x}_1) \rangle = \frac{1}{M} \sum_{i=1}^M p_i^q \sim L^{-N - N\tau_q}$ the equation (5) after setting $\delta \sim L$ yields the relation for exponents:

$$y(q, s) + z(q, s) - 2 = \tau_q + \tau_s \quad (6)$$

which follows from assuming the decoupling $\langle p^q(\mathbf{x}_1)p^s(\mathbf{x}_2) \rangle \approx \langle p^q(\mathbf{x}_1) \rangle \langle p^s(\mathbf{x}_2) \rangle$ at large separations $\delta = |\mathbf{x}_1 - \mathbf{x}_2| \sim L \rightarrow \infty$. On the other hand, for sites separated by a single lattice spacing $\delta = 1$ we must have $\langle p^q(\mathbf{x}_1)p^s(\mathbf{x}_2) \rangle \approx \langle p^{q+s}(\mathbf{x}_1) \rangle \sim L^{-N - N\tau_{q+s}}$, which after comparing with (5) allows one to relate the exponents governing the spatial correlations to the multifractality exponents as [7]

$$y(q, s) = 1 + \tau_{q+s}, \quad z(q, s) = 1 + \tau_q + \tau_s - \tau_{q+s} \quad (7)$$

¶ Note that unfortunately the definitions of the *termination* of the multifractality spectrum used in [5] and in [3] are essentially different. The work [5] uses the definitions set up in the comprehensive review [2] which could be consulted in case of confusion.

Further, it turns out to be instructive to exploit (5) for evaluating the following correlation function:

$$\langle \ln p(\mathbf{x}_1) \ln p(\mathbf{x}_2) \rangle = \frac{\partial^2}{\partial q \partial s} \langle p^q(\mathbf{x}_1) p^s(\mathbf{x}_2) \rangle |_{q=s=0} \quad (8)$$

Remembering $\tau_0 = -1$, and $\langle \ln p(\mathbf{x}_1) \rangle = -N \ln L \frac{\partial \tau_q}{\partial q} |_{q=0}$ we obtain after straightforward manipulations the following fundamental relation

$$\langle \ln p(\mathbf{x}_1) \ln p(\mathbf{x}_2) \rangle - \langle \ln p(\mathbf{x}_1) \rangle \langle \ln p(\mathbf{x}_2) \rangle = -g^2 \ln \frac{|x_1 - x_2|}{L}, \quad g^2 = N \frac{\partial^2 \tau_{q+s}}{\partial q \partial s} |_{q=s=0} > 0 \quad (9)$$

valid for arbitrary self-similar multifractal field. In other words, we have demonstrated that multifractality plus statistical selfsimilarity and homogeneity of the random weights necessarily imply that the logarithms of such weights must be correlated *logarithmically* in space.

Inverting such an argument suggests that possibly the simplest way to generate random multifractal weights in the lattice is by constructing quantities $\ln p_i$ at every lattice site i as Gaussian-distributed random variables correlated in precisely the way prescribed by (9). The resulting model has a very natural interpretation in terms of the equilibrium statistical mechanics. Indeed, consider a single classical particle subject to a random Gaussian potential $V(\mathbf{x})$. It is the standard fact of theory of random processes[8] that if such a particle moves under the influence of the thermal white noise according to the Langevin equation

$$\dot{\mathbf{x}} = -\frac{\partial}{\partial \mathbf{x}} V(\mathbf{x}) + \xi(\mathbf{x}, t), \quad \overline{\xi(\mathbf{x}_1, t_1) \xi(\mathbf{x}_2, t_2)} = 2T \delta(t_1 - t_2)$$

then the probability $P(\mathbf{x}, t)$ to find such a particle at a point \mathbf{x} of the sample of finite size L will converge to the equilibrium Gibbs-Boltzmann measure

$$P(\mathbf{x}, t \rightarrow \infty) \rightarrow p_\beta(\mathbf{x}) = \frac{1}{Z(\beta)} \exp -\beta V(\mathbf{x})$$

characterized by the inverse temperature $\beta = 1/T$. The normalization $\int_{|\mathbf{x}| \leq L} p_\beta(\mathbf{x}) d\mathbf{x} = 1$ implies the value of the partition function to be given by

$$Z(\beta) = \int_{|\mathbf{x}| \leq L} \exp -\beta V(\mathbf{x}) d\mathbf{x}. \quad (10)$$

As obviously $\ln p_\beta(\mathbf{x}) = \text{const} - \beta V(\mathbf{x})$ the weights $p_\beta(\mathbf{x})$ according to our discussion will be multifractal if the potential $V(\mathbf{x})$ is chosen logarithmically correlated in space:

$$\langle V(\mathbf{x}_1) V(\mathbf{x}_2) \rangle = -g^2 \ln \left[\frac{(\mathbf{x}_1 - \mathbf{x}_2)^2 + a^2}{L^2} \right], \quad a \ll L, \quad \mathbf{x} \in \mathbb{R}^N, \quad (11)$$

where we assumed $|\mathbf{x}| < L$, and the parameter a stands for a small-scale cutoff.

According to the general discussion, the multifractal structure of the Gibbs-Boltzmann measure can be extracted from the knowledge of moments

$$P_q = \int_{|\mathbf{x}| \leq L} p_\beta^q(\mathbf{x}) d\mathbf{x} = \frac{Z(\beta q)}{[Z(\beta)]^q} \sim L^{-N\tau_q} \quad \text{as } L \rightarrow \infty. \quad (12)$$

Identifying $M \sim (L/a)^N$, the Eqs.(12) and (10) imply the following expression for the *typical* exponents τ_q in terms of the appropriately normalized free energy of the system

$$\tau_q = |q| \beta \mathcal{F}(|q| \beta) - q \beta \mathcal{F}(\beta), \quad \mathcal{F}(\beta) = - \lim_{M \rightarrow \infty} \frac{\langle \ln Z(\beta) \rangle}{\beta \ln M}. \quad (13)$$

As shown in the Appendix A, the most natural random field with logarithmic correlations corresponds to the so-called Gaussian Free Field (GFF) in two spatial dimensions $N = 2$, as

well as its one-dimensional subsets. It is one of the fundamental objects in physics and various issues of its statistics attracted a lot of interest recently in conformal field theory, Schramm-Loewner evolution, and two-dimensional quantum gravity, see e.g. some discussion in [9]. Technically the problem of extracting the multifractality exponents τ_q for the GFF amounts to ability to calculate efficiently the disorder average of the free energy (13). Such task is in general considered to be one of the most difficult problems in the statistical mechanics of systems with quenched disorder and we will not be able to perform such calculation explicitly in $N = 2$ GFF case ⁺. Instead, we are going to outline such calculation for two particular choices of the models with logarithmically correlated potentials where such calculation is indeed feasible. The first model uses a special definition of distances between points in space and is based on the idea of *multiplicative cascades* which originated in the theory of turbulence, see e.g. discussion and further references in [11]. In fact, the model is essentially equivalent to statistical mechanics of directed polymers on disordered trees studied long ago in the seminal paper by B. Derrida and H. Spohn [12]. Our second model will use standard Euclidean distances but exploits high dimensionality of the embedding space: $N \rightarrow \infty$. Although the details of the two models and the corresponding methods of solution may look rather different, there is a general consensus that they address essentially the same physics: the so-called freezing transition common to all disordered systems with logarithmic correlations. And indeed we shall see that the resulting multifractality spectrum will be identical. In the final section we will give a short account of recent works on different aspects of logarithmically correlated potentials.

2. Statistical mechanics for logarithmically correlated potentials generated by multiplicative cascades

The construction we are going to describe below can be easily carried out in any spatial dimension, but for simplicity we consider the one-dimensional case of an interval of length L with the left end at the origin. With each point $0 \leq \mathbf{X} \leq L$ of such an interval we can associate an infinite binary string generated by expansion

$$\mathbf{X} = L \left(\frac{x_1}{2} + \frac{x_2}{2^2} + \dots + \frac{x_n}{2^n} + \dots \right) = (x_1 x_2 x_3 \dots x_n \dots) \quad (14)$$

where each x_n is either 0 or 1. For some numbers the binary string is not unique but by choosing the expansion with infinite number of zeroes to the right it can always be made unique (e.g. we use for $L/2$ the string $(100\dots)$ rather than $(0111\dots)$). Then for any two points \mathbf{X} and \mathbf{Y} in the interval we can introduce the *distance function* defined as $d(\mathbf{X}, \mathbf{Y}) = \frac{L}{2^{n+1}}$ where n is the *maximal* number of first binary digits shared by \mathbf{X} and \mathbf{Y} . For example, if $\mathbf{X} = (0*****\dots)$ and $\mathbf{Y} = (1*****\dots)$ then $n = 0$, hence $d(\mathbf{X}, \mathbf{Y}) = \frac{L}{2}$ (which is obviously the maximal possible distance between the points in the interval), if $\mathbf{X} = (00****\dots)$ and $\mathbf{Y} = (01****\dots)$ then $n = 1$, hence $d(\mathbf{X}, \mathbf{Y}) = \frac{L}{2^2}$, etc. One can check that such a function $d(\mathbf{X}, \mathbf{Y})$ indeed satisfies all the axioms for the distances: (i) $d(\mathbf{X}, \mathbf{Y}) \geq 0, \forall \mathbf{X} \neq \mathbf{Y}$, and $d(\mathbf{X}, \mathbf{Y}) = 0$ implies $\mathbf{X} = \mathbf{Y}$ (ii) $d(\mathbf{X}, \mathbf{Y}) = d(\mathbf{Y}, \mathbf{X})$ and the triangle inequality (iii) $d(\mathbf{X}, \mathbf{Y}) + d(\mathbf{Y}, \mathbf{Z}) \geq d(\mathbf{X}, \mathbf{Z})$ for any triple $\mathbf{X}, \mathbf{Y}, \mathbf{Z}$.

⁺ Actually, in recent years some sophisticated probabilistic methods were developed which allowed to address somewhat similar questions for GFF, see e.g. [10] and the references therein. That development however goes beyond the remit of the present lectures.

Now, let us associate with every point \mathbf{X} an infinite set of random i.i.d. variables $\phi_k(\mathbf{X})$, $k = 0, 1, 2, \dots, \infty$ with zero mean and variances chosen to satisfy:

$$\langle \phi_k(\mathbf{X}) \phi_l(\mathbf{Y}) \rangle = 2g^2 \ln 2 \delta_{l,k} \delta_{(x_1 x_2 x_3 \dots x_k), (y_1 y_2 y_3 \dots y_k)} \quad (15)$$

where we used the Kronecker symbol: $\delta_{A,B} = 1$ for $A = B$ and zero otherwise, for any two objects A and B of arbitrary nature. Finally, with any point \mathbf{X} of the interval we associate a random potential $V(\mathbf{X})$ according to the rule

$$V(\mathbf{X}) = \phi_0(\mathbf{X}) + \phi_1(\mathbf{X}) + \dots = \sum_{k=0}^{\infty} \phi_k(\mathbf{X}). \quad (16)$$

This construction implies for any $\mathbf{X} \neq \mathbf{Y}$:

$$\langle V(\mathbf{X}) V(\mathbf{Y}) \rangle = \sum_{k=0}^{\infty} \langle \phi_k^2(\mathbf{X}) \rangle = 2g^2 \ln 2 (n + 1), \quad (17)$$

where we assumed that the two points \mathbf{X} and \mathbf{Y} share precisely n first digits in the binary expansion. This implies that they are separated by the distance $d(\mathbf{X}, \mathbf{Y}) = \frac{L}{2^{n+1}}$, hence the above formula takes the form

$$\langle V(\mathbf{X}) V(\mathbf{Y}) \rangle = -2g^2 \ln \frac{d(\mathbf{X}, \mathbf{Y})}{L}, \quad \mathbf{X} \neq \mathbf{Y}. \quad (18)$$

We see then that with respect to the chosen distance the constructed random potential is logarithmically correlated in space. When dealing with logarithmically correlated potentials one has to ensure the proper regularization at small distances, as the logarithm obviously diverges for $\mathbf{X} \rightarrow \mathbf{Y}$. Various regularization schemes are possible, and in the present situation one of the most natural is to replace continuous space of the interval with a discrete lattice structure. In the particular case under consideration we introduce a "lattice" of $2^K = M$ sites, each site located at one of the points $\mathbf{X}_N = \frac{N}{2^K}$, $N = 0, 1, 2, \dots, 2^K - 1$. We can visualise this construction via the *tree diagram*, associating the random fields $\phi_l(\mathbf{X})$ to every branch of the tree as sketched in Fig. 6 for $K = 3$:

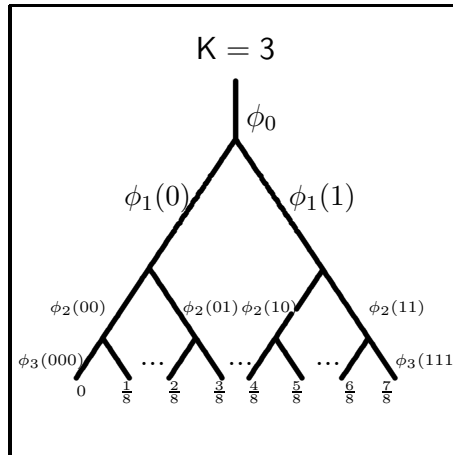


Figure 6. Lattice of 8 sites and the corresponding tree diagram associating random fields to every branch of the tree.

Now we can define the distances in the same fashion as before, but since the maximal number of common digits can be at most K we get for the variance of the random potential a finite value (cf. (11)):

$$\langle V^2(\mathbf{X}) \rangle = 2g^2 \ln 2(K+1) \equiv -2g^2 \ln \frac{a}{L}, \quad (19)$$

where we have introduced the effective lattice cutoff given by $a = L/2^{K+1}$. For this regularized lattice version we can now introduce the well-defined Boltzmann-Gibbs weights

$$p_\beta(\mathbf{X}_N) = \frac{1}{Z_K(\beta)} \exp -\beta V(\mathbf{X}_N), \quad Z_K(\beta) = \sum_{N=0}^{2^K-1} \exp -\beta V(\mathbf{X}_N) \quad (20)$$

and try to calculate the associated free energy $\langle \ln Z_K(\beta) \rangle$, hence to extract the multifractality exponents τ_q , see (13). The value of the potential $V(\mathbf{X}_N)$ associated with each lattice site \mathbf{X}_N is obviously obtained by adding all the random fields $\phi(\mathbf{X})$ along the unique path connecting the site to the top level of the tree diagram. This implies the essentially *multiplicative* nature of the cascade model for the weight factors $\exp\{-\beta V(\mathbf{X}_N)\}$. The most efficient way to organize calculations amounts to exploiting such a multiplicative structure combined with the hierarchical organization of the model which is obvious from the tree diagram decomposition as shown in Fig.7 below. The described structure implies that

$$Z_K(\beta) = e^{-\beta\phi_0} \left[Z_{K-1}^{(L)}(\beta) + Z_{K-1}^{(R)}(\beta) \right] \quad (21)$$

where $Z_{K-1}^{(L/R)}(\beta)$ corresponds to the left/right-hand subtree of the tree in Fig.7 which is of the depth $K-1$ as reflected in the lower index.

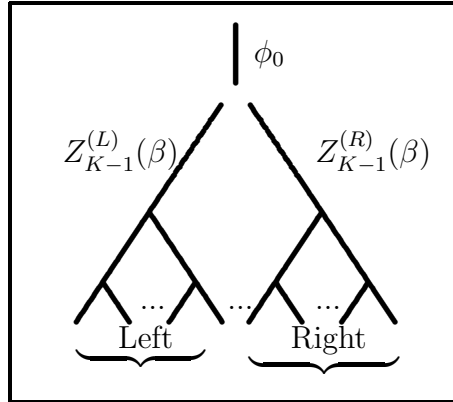


Figure 7. The tree diagram decomposition leading to recursive relations for the partition function.

Note that the fields $\phi(\mathbf{X})$ entering $Z_{K-1}^{(L)}(\beta)$ are statistically independent of those entering $Z_{K-1}^{(R)}(\beta)$. To make the direct use of the structure of the equation (21) it is expedient to introduce the generating function

$$G_K(p) = \left\langle e^{-pZ_K(\beta)} \right\rangle, \quad p \geq 0, \quad (22)$$

which is simply the Laplace transform of the probability density of the partition function. Denoting the probability density of the distribution for the variable ϕ_0 with $\mathcal{P}(\phi_0)$ and

exploiting that the variables $Z_{K-1}^{(L)}(\beta)$ and $Z_{K-1}^{(R)}(\beta)$ are independent of each other and identically distributed (i.i.d.) we arrive at the relation:

$$G_K(p) = \int \mathcal{P}(\phi_0) \left\langle e^{-pe^{-\beta\phi_0}[Z_{K-1}^{(L)}(\beta)+Z_{K-1}^{(R)}(\beta)]} \right\rangle d\phi_0 \equiv \int \mathcal{P}(\phi) G_{K-1}^2 \left(pe^{-\beta\phi} \right) d\phi. \quad (23)$$

Precisely in the same way we can relate G_{K-1} to G_{K-2} , etc. in a kind of recursive procedure which starts with the obvious initial condition $G_0(p) = e^{-p}$. Finally, it turns out that the subsequent analysis becomes more transparent if one introduces a new variable $x = -\frac{1}{\beta} \ln p \in (-\infty, \infty)$. We arrive therefore at the recursion relations

$$G_l(x) = \int \mathcal{P}(\phi) G_{l-1}^2(x + \phi) d\phi, \quad l = 1, 2, \dots, K \text{ and } G_0(x) = e^{-e^{-\beta x}}, \quad (24)$$

where we have replaced $G_l(p = e^{-\beta x}) \rightarrow G_l(x)$, with some abuse of notations.

Note: If from the very beginning we had considered a tree with arbitrary constant branching $s > 1$ instead of the binary tree with $s = 2$ the above recursion would be simply replaced by

$$G_l(x) = \int \mathcal{P}(\phi) G_{l-1}^s(x + \phi) d\phi, \quad G_0(p) = e^{-e^{-\beta x}}. \quad (25)$$

where $\langle V^2(\mathbf{X}) \rangle = 2g^2(K+1) \ln s$ is the variance of the underlying logarithmically correlated potential, cf. (19), and $M = s^K$ is the total number of points in the lattice.

To understand better the nature of the solution of the above equations in the thermodynamic limit $K \rightarrow \infty$ it is instructive to consider the following limiting case for the branching parameter: $s = 1 + \delta$, $\delta \ll 1$. This implies scaling the variable ϕ in such a way that $\langle \phi^2 \rangle \equiv 2g^2 \ln s \approx 2g^2 \delta$.

To be specific, one may just wish to use the Gaussian distribution $\mathcal{P}(\phi) = \frac{1}{\sqrt{2\pi\delta g}} \exp -\frac{\phi^2}{4g^2\delta}$. Then the right-hand side of (25) takes the form

$$\int \frac{1}{\sqrt{2\pi\delta g}} e^{-\frac{\phi^2}{4g^2\delta}} G_{l-1}^{1+\delta}(x + \phi) d\phi \equiv \int_{-\infty}^{\infty} e^{-\frac{y^2}{2}} G_{l-1}^{1+\delta}\left(x + gy\sqrt{2\delta}\right) \frac{dy}{\sqrt{2\pi}}$$

which after straightforwardly expanding in powers of δ reduces (25) to

$$G_l(x) = G_{l-1}(x) + \delta \left[G_{l-1}(x) \ln G_{l-1}(x) + g^2 \frac{d^2}{dx^2} G_{l-1}(x) \right] + O(\delta^2). \quad (26)$$

Thus in such an approximation the function $G_l(x)$ experiences only small change in one step of iteration: $G_l(x) - G_{l-1}(x) \propto \delta$. Introducing to this end the variable $t = l\delta$ and consider it to be continuous in the interval $t \in [0, t_{max} = K\delta \approx \ln M]$ we can replace $G_l(x) \rightarrow G(x, t)$ and approximately write to the leading order $G_l(x) - G_{l-1}(x) \approx \delta \frac{\partial}{\partial t} G(x, t)$. In this approximation the relation (26) is replaced by a partial differential equation on the function $G(x, t)$:

$$\frac{\partial G}{\partial t} = g^2 \frac{\partial^2 G}{\partial x^2} + G \ln G, \quad G(x, 0) = e^{-e^{-\beta x}}. \quad (27)$$

We also note that (i) by its very definition the function $G(x, t)$ satisfies the following conditions:

$$0 \leq G(x, t) \leq 1, \quad G(x \rightarrow -\infty, t) = 0, \quad G(x \rightarrow \infty, t) = 1 \quad (28)$$

and (ii) the values $G(x, t) = 0$ and $G(x, t) = 1$ solves the equation (27). All these observations are typical for the partial differential equations having the so-called *travelling waves solutions* of the form

$$G(x, t) = W[x - m(t)], \quad \frac{d}{dt} m(t) \equiv c(t) \rightarrow ct \quad \text{when } t \rightarrow \infty, \quad c = \text{const} > 0 \quad (29)$$

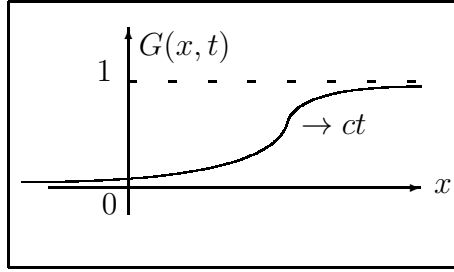


Figure 8. Sketch of a typical front of the travelling wave solution.

where the constant c plays the role of the asymptotic velocity of the front propagation, see Fig.8.

Substituting such a form to (28), denoting $\tau = x - m(t)$ (so that e.g. $\frac{\partial G}{\partial t} = -\frac{dW}{d\tau} \frac{d}{dt}m(t)$) we see that the partial differential equation in the limit $t \rightarrow \infty$ implies an ordinary differential equation for $W(\tau)$ which can be written as:

$$g^2 \ddot{W} + c\dot{W} + \frac{d}{dW}U(W) = 0, \quad \text{where} \quad U(W) = \frac{W^2}{2} \left(\ln W - \frac{1}{2} \right) \quad (30)$$

where we have introduced the notations $\dot{W} \equiv \frac{dW}{d\tau}$ and $\ddot{W} \equiv \frac{d^2W}{d\tau^2}$. Obviously, we can interpret the latter equation as the Newtonian equation describing the motion of a classical particle of mass g^2 on the interval of the fictitious "coordinate" $W \in [0, 1]$ in fictitious "time" τ subject to the dissipative force ("friction") $c\dot{W}$ plus the potential force generated by the potential $U(W)$ sketched in Fig. 9:

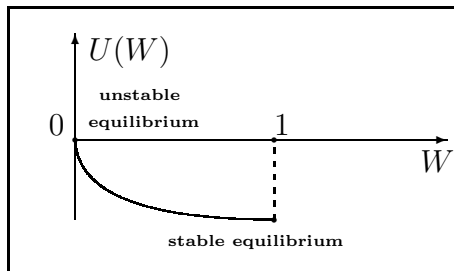


Figure 9. Sketch of the potential driving the motion of a fictitious overdamped Newtonian particle, see the text.

By inspection we see that the position $W = 0$ corresponds to the maximum of the potential, hence it is **unstable equilibrium**, and $W = 1$ is the **stable equilibrium** (minimum of the potential). As by its physical meaning $W \leq 1$ the motion of such particle must be *overdamped*, that is it should approach the stable equilibrium $W = 1$ in a monotonic way as $\tau \rightarrow \infty$ (i.e. the damping should be strong enough to avoid oscillations around the stable equilibrium which would bring W out of the physical interval.) To this end, let us consider in more detail the motion in the vicinity of the stable equilibrium by expanding: $W = 1 - v$, $v(\tau) \ll 1$ so that

to the linear order $W \ln W \approx -v$ and (30) is reduced to the linear second-order differential equation $g^2 \ddot{v} + c\dot{v} + v = 0$ whose general solution is given by

$$v(\tau) = Ae^{\lambda_+ \tau} + Be^{\lambda_- \tau}, \quad \lambda_{\pm} = -\frac{1}{2g^2}(c \pm \sqrt{c^2 - 4g^2}) \quad (31)$$

To have a non-oscillatory ("overdamped") asymptotic behaviour for $\tau \rightarrow \infty$ is only possible for $c \geq 2g$, so that

$$v(\tau \rightarrow \infty) \approx \begin{cases} Be^{-\frac{\tau}{2g^2}(c - \sqrt{c^2 - 4g^2})}, & c > 2g \\ B\tau e^{-\frac{\tau}{g}}, & c = 2g \end{cases} \quad (32)$$

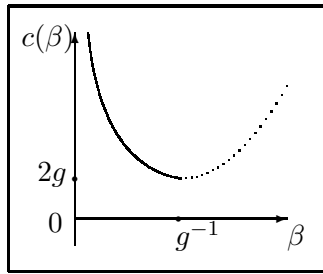
To determine the value of c it is natural to recall that according to the definition (22) $G_K(x) = \langle \exp\{-e^{-\beta x} Z_K(\beta)\} \rangle$ so that naively expanding for $x \rightarrow \infty$ gives $G_K(x \rightarrow \infty) \approx 1 - e^{-\beta x} \langle Z_K(\beta) \rangle + \dots$. Using the Gaussian distribution of the random potential chosen for the present model one finds

$$\langle Z_K(\beta) \rangle = M \langle e^{-\beta V(\mathbf{X})} \rangle = M \exp \left\{ \frac{\beta^2}{2} \langle V^2(\mathbf{X}) \rangle \right\} \approx M e^{\beta^2 g^2 \ln M} = M^{1 + \beta^2 g^2}, \quad (33)$$

which implies

$$G_K(x \rightarrow \infty) \approx 1 - e^{-\beta \tau_{max}}, \quad \text{with } \tau_{max} = x - c t_{max}, \quad t_{max} \equiv \ln M \text{ and } c \equiv c(\beta) = \frac{1}{\beta} + \beta g^2. \quad (34)$$

The above formula for the velocity $c = c(\beta)$ ensures the consistency between the asymptotic behaviour in (34) and in (32) as for such a choice holds the relation $\beta \equiv \frac{1}{2g^2}(c - \sqrt{c^2 - 4g^2})$. Moreover, the choice is also compatible with the condition for overdamped motion as $c - 2g = (\beta g - 1)^2 \geq 0$. However there is some subtlety in that formula which is most apparent if we follow the function $c(\beta)$ starting from the high-temperature regime $\beta \ll g^{-1}$. We see that the wavefront velocity $c(\beta)$ decreases with increasing β (decreasing temperature) down to the minimal value $c(\beta = g^{-1}) = 2g$, and then for $T < T_c = g$ starts increasing again, as schematically shown below.



Temperature dependence of the front velocity. The dotted branch is unphysical and should be replaced with the constant value $c = 2g$.

A rigorous mathematical analysis of the travelling wave equations by Bramson[13] revealed that such conclusion is however not quite correct. Namely, Bramson proved that for the initial conditions of the type (27) the actual velocity of the travelling wave front is indeed given by $c(\beta) = \frac{1}{\beta} + \beta g^2$ for $\beta < \beta_c = g^{-1}$, but sticks to the minimal value $c_{min} = 2g$ everywhere in the low-temperature regime $\beta > \beta_c$. Such a picture implies, in particular the asymptotic form $W(\tau \rightarrow \infty) \approx 1 - e^{-\beta c \tau}$, or equivalently the asymptotics

$$G(x, t) \approx 1 - e^{-\beta c(x - c_{min} t)}, \quad T < T_c = g \quad (35)$$

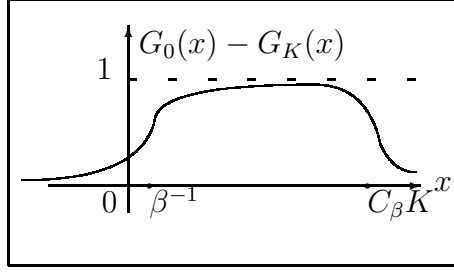


Figure 10.

so that the profile of the function $G(x, t)$ turns out to be temperature independent ("frozen") everywhere in the lower-temperature phase. Such behaviour certainly signals of a kind of strong non-analyticity, as e.g. it invalidates the expansion of the exponent in $\langle \exp\{-e^{-\beta x} Z_K(\beta)\} \rangle$ which underlay our "naive" analysis. It is therefore appropriate to call such a drastic change of the behaviour a phase transition, which is known in the literature as the **freezing transition**.

Qualitatively, the same picture holds generically for an arbitrary branching $s > 1$, that is for the solution of recursive equation (25). Namely, an extension of the above analysis [12] shows that in the thermodynamic limit $K \rightarrow \infty$ the solution takes the form

$$G_K(x) = W[x - c_\beta K], \quad c_\beta = \begin{cases} \frac{1}{\beta} \log [s \int \mathcal{P}(\phi) e^{-\beta \phi} d\phi], & \beta < \beta_c \\ \frac{1}{\beta_c} \log [s \int \mathcal{P}(\phi) e^{-\beta_c \phi} d\phi], & \beta > \beta_c \end{cases} \quad (36)$$

where β_c is the point at which the function c_β from the upper line in (36) has its minimum: $\frac{d}{d\beta} c_\beta|_{\beta=\beta_c} = 0$. Such a knowledge allows one to calculate our main object of interest, the mean free energy $-\beta \bar{F}(\beta) = \lim_{K \rightarrow \infty} \frac{1}{K} \langle \ln Z_K(\beta) \rangle$. To this end it is convenient to use the following integral representation for the logarithm:

$$\ln Z = \int_0^\infty [e^{-p} - e^{-pZ}] \frac{dp}{p}. \quad (37)$$

Remembering the definition of the generating function: $G_K(p) = \langle e^{-pZ_K(\beta)} \rangle$ and $G_0(p) = e^{-p}$ and also the relation $p = e^{\beta x}$ we after averaging of (37) arrive at the important identity:

$$\langle \ln Z_K(\beta) \rangle = \beta \int_{-\infty}^\infty [G_0(x) - G_K(x)] dx. \quad (38)$$

Inspecting the travelling wave form of the solution (36) we observe that in the limit $K \gg \frac{1}{\beta c_\beta}$ the difference $G_0(x) - G_K(x)$ (sketched in Fig.10) is approximately equal to unity inside the interval $x \in [\frac{1}{\beta}, K c_\beta]$, and is negligibly small outside:

This immediately produces the simple result for the limiting free energy:

$$-\beta \bar{F}(\beta) = \lim_{K \rightarrow \infty} \frac{1}{K} \langle \ln Z_K(\beta) \rangle = \beta c_\beta \quad (39)$$

with c_β given by (36). Remembering $M \approx s^K$ and using the relation (13) for the typical multifractality exponents, we find

$$\tau_{q>0} = \frac{1}{\ln s} \beta q [c_\beta - c_{\beta q}]. \quad (40)$$

In particular, for the earlier considered case of the Gaussian distribution $\mathcal{P}(\phi) = \frac{1}{\sqrt{2\pi\delta g}} \exp -\frac{\phi^2}{4g^2\delta}$ we find

$$-\beta\overline{F}(\beta) = \ln s \begin{cases} 1 + \frac{\beta^2}{\beta_c^2}, & \beta < \beta_c = 1/g \\ 2\frac{\beta}{\beta_c}, & \beta > \beta_c = 1/g \end{cases}. \quad (41)$$

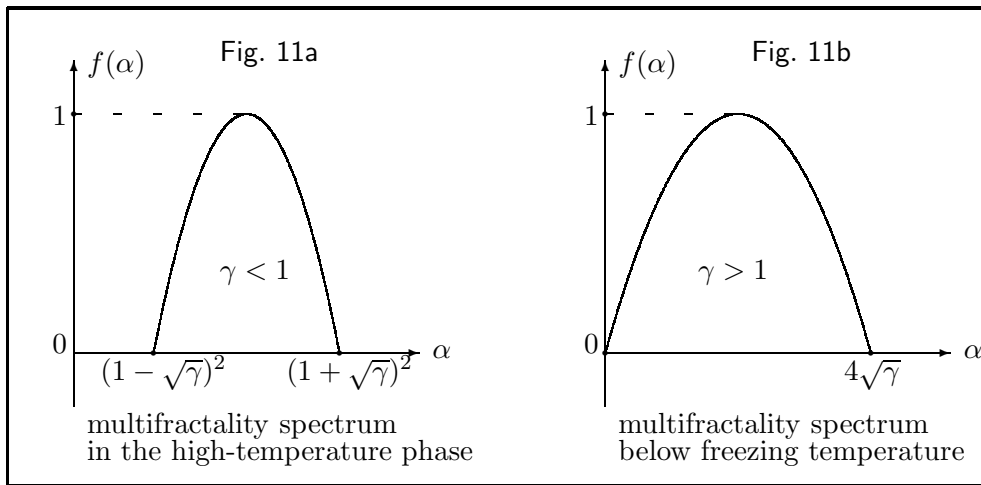
We see that the only control parameter for the model is $\gamma = \beta^2/\beta_c^2$. After a simple calculation using (40) we recover the multifractality exponents for this case, which we are going to present only in the range $q > 1$:

$$\tau_{q>1} = \begin{cases} (q-1)(1-\gamma q), & 0 \leq \gamma < \frac{1}{q^2} \\ q(1-\sqrt{\gamma})^2, & \frac{1}{q^2} < \gamma < 1 \\ 0, & \gamma > 1 \end{cases}. \quad (42)$$

The phenomenon of vanishing of the exponents $\tau_{q>1}$ in the low-temperature phase $\gamma = \beta^2 g^2 > 1$ is one of the manifestations of *freezing*. It is qualitatively interpreted in terms of the Boltzmann measure being essentially localised on a few sites for low enough temperature or strong enough disorder. The typical multifractality spectrum corresponding to the above exponents is obtained according to the Legendre transform (2) which gives

$$f(\alpha) = \begin{cases} 1 - \frac{1}{4\gamma} [\alpha - (1 + \gamma)]^2 & \text{for } \gamma < 1 \\ -\frac{1}{4\gamma} [\alpha^2 - 4\sqrt{\gamma}\alpha] & \text{for } \gamma > 1 \end{cases}, \quad (43)$$

where the expression in the first line formally assumes the range of exponents $\alpha_- = (1 - \sqrt{\gamma})^2 \leq \alpha \leq 1 + \gamma = \alpha_0$, whereas in second line $0 \leq \alpha \leq 2\sqrt{\gamma} = \alpha_0$. The upper bound α_0 here corresponds to the point of maximum of $f(\alpha)$ and is related to the formal restriction $q > 1$ in (42). In fact however it is not difficult to find τ_q for any q and show that the expressions (43) are valid in a wider range $\alpha \in [\alpha_-, \alpha_+]$ where the boundary α_+ is the largest root of $f(\alpha) = 0$.



Exploiting the relation (4) for the typical multifractality spectrum one has to specify the limits of integration over α to be precisely $\alpha_- \leq \alpha \leq \alpha_+$. Substituting there (43) and calculating the integral by the steepest descent method reproduces the values (42) of the quenched exponents, that is $\tau^{typ} \equiv \tau_q$. Such a calculation confirms that the change of

behaviour of the exponent τ_q^{typ} to linear in q for $\gamma > 1/q^2$ is induced by the dominance of the boundary point α_- in the integration over α , in agreement with general discussion after (4).

Thinking in terms of the multifractality spectrum it is also easy to see that the freezing phenomenon at $\gamma > 1$ is related to $\alpha_- = 0$, when the leftmost end of the curve $f(\alpha)$ hits the vertical axis precisely at zero level: $f(0) = 0$, see Fig.11b.

3. Statistical mechanics for logarithmically correlated potentials in Euclidean spaces of high dimensionality

As was discussed in the Introduction, we consider the Gibbs partition function of a classical particle confined to a spherical box of some finite radius L . We denote the corresponding domain as $\{D_L : |\mathbf{x}| \leq L\}$. As before our main goal is to calculate the ensemble average of the free energy

$$F = -\frac{1}{\beta} \ln Z_\beta, \quad Z = \int_{D_L} \exp -\beta V(\mathbf{x}) d\mathbf{x}, \quad (44)$$

where $\beta = 1/T$ stands for the inverse temperature and $d\mathbf{x}$ is the standard volume element in N -dimensional Euclidean space. The average of the logarithm of the partition function is one of the central problems in the whole physics of disordered systems, and is usually performed with the help of the so-called replica trick, i.e. the formal identity

$$\langle \ln Z_\beta \rangle = \lim_{n \rightarrow 0} \frac{1}{n} \ln \langle Z_\beta^n \rangle, \quad Z_\beta^n = \int_{D_L} e^{-\beta \sum_{a=1}^n V(\mathbf{x}_a)} \prod_{a=1}^n d\mathbf{x}_a. \quad (45)$$

The random Gaussian-distributed potential $V(\mathbf{x})$ is characterized by zero mean and the covariance specified by the pair correlation function (11). Performing the averaging over the Gaussian disorder in Eq.(45) according to the formula (A.9), we in the standard way arrive at the following expression:

$$\langle Z_\beta^n \rangle = e^{\gamma n \ln \frac{L}{a}} \int_{D_L} e^{-\gamma \sum_{a < b} \ln \left[\frac{(\mathbf{x}_1 - \mathbf{x}_2)^2 + a^2}{L^2} \right]} \prod_{a=1}^n d\mathbf{x}_a, \quad (46)$$

where we recall the definition of the main control parameter of the problem: $\gamma = \beta^2 g^2$. To achieve further progress one has to suggest an efficient way of working with the resulting multidimensional non-Gaussian integral. To this end one may notice that the integrand in Eq.(46) in fact possesses a high degree of invariance: it depends on N -component vectors \mathbf{x}_a only via $n(n+1)/2$ scalar products $q_{ab} = \mathbf{x}_a \mathbf{x}_b$, $a \leq b$, and is therefore invariant with respect to an arbitrary simultaneous $O(N)$ rotation of all vectors \mathbf{x}_a . Moreover, our choice of the integration domain respects this invariance. To this end, introduce $N \times n$ rectangular matrix $X = (\mathbf{x}_1, \dots, \mathbf{x}_n)$ such that the N -component vector \mathbf{x}_i forms i -th column of such a matrix. Then the matrix $Q = X^T X$ is $n \times n$ positive definite, whose entries are precisely the scalar products $q_{ab} = \mathbf{x}_a \mathbf{x}_b$, $a \leq b$. An efficient method of dealing with integrals possessing such type of invariance is based on the fundamental identity

$$\int_{|\mathbf{x}_1| < L} \dots \int_{|\mathbf{x}_n| < L} \mathcal{I}(X^T X) d\mathbf{x}_1 \dots d\mathbf{x}_n = \mathcal{C}_{N,n} \int_{D_L^{(Q)}} \mathcal{I}(Q) [\det Q]^{\frac{N-n-1}{2}} dQ, \quad (47)$$

where $\mathcal{C}_{N,n} = \frac{\pi^{\frac{n}{2}(N-\frac{n-1}{2})}}{\prod_{k=0}^{n-1} \Gamma(\frac{N-k}{2})}$ and we assumed $N \geq n+1$. The integration domain in the right-hand side is simply $D_L^{(Q)} = \{Q \geq 0, q_{aa} \leq L^2, a = 1, \dots, n\}$, the volume element is $dQ = \prod_{a < b} dq_{ab}$. The above formula seem to appear originally in [14] but has not been much

in use before it was independently rediscovered in the context of theory of random matrices in [15]. In [16] it was exploited in the present context. Since the relation turns out to be quite useful in a few applications we present in the Appendix B its derivation taken from [15] with the purpose of making the notes self-contained.

Applying such a transformation gives in our case:

$$\langle Z_\beta^n \rangle = \mathcal{C}_{N,n} e^{\gamma n \ln \frac{L}{a}} \int_{D_L^{(Q)}} e^{-\gamma \sum_{a<b} \ln \left[\frac{q_{aa} + q_{bb} - 2q_{ab} + a^2}{L^2} \right]} [\det Q]^{\frac{N-n-1}{2}} dQ, \quad (48)$$

So far all our manipulations were exact for any spatial dimension, provided $N \geq n + 1$. For any finite $N < \infty$ no further simplifications seem possible, any ways to proceed to analysis of (48) are presently unknown and yet to be found.

The situation is better if we agree to consider the dimension N as one more control parameter and let it to be large: $N \gg 1$. After appropriate rescaling of the coupling constant $g \rightarrow g\sqrt{N}$ (i.e. $\gamma \rightarrow N\gamma$) and also rescaling the integration variables $Q \rightarrow \frac{a^2}{2}Q$ we can rewrite the exact expression for the averaged replicated partition function in the following form

$$\langle Z_\beta^n \rangle = \mathcal{C}_{N,n} \left(\frac{a^2}{2} \right)^{Nn/2} e^{N\gamma n^2 \ln \frac{L}{a}} \int_{D_Q} (\det Q)^{-(n+1)/2} e^{-N\Phi_n(Q)} dQ \quad (49)$$

where

$$\Phi_n(Q) = -\frac{1}{2} \ln(\det Q) + \gamma \sum_{a<b} \ln \left[\frac{1}{2}(q_{aa} + q_{bb}) - q_{ab} + 1 \right] \quad (50)$$

and N is assumed to satisfy the constraint $N > n$. The final integration domain D_Q is: $D_Q = \{Q \geq 0, q_{aa} \leq R^2 = 2L^2/a^2, a = 1, \dots, n\}$. The form of the integrand in Eq.(49) is precisely one required for the possibility of evaluating the replicated partition function in the limit $N \rightarrow \infty$ by the multidimensional Laplace (also known as the "steepest descent" or "saddle-point") method. The effective free energy relevant for extracting the multifractality is then calculated by replica trick as (see (13) and (45))

$$\beta\mathcal{F}(\beta) = -\lim_{M \rightarrow \infty} \frac{\langle \ln Z_\beta \rangle}{\ln M} = \lim_{L \rightarrow \infty} \frac{1}{\ln L} \lim_{n \rightarrow 0} \frac{1}{n} \Phi_n(Q) \quad (51)$$

where we have replaced $\ln M \approx N \ln L$, and the entries of the matrix Q should be chosen to satisfy the extremal conditions: $\frac{\partial \Phi_n(Q)}{\partial q_{ab}} = 0$ for $a \leq b$. This yields, in general, the system of $n(n+1)/2$ equations:

$$- [Q^{-1}]_{aa} + \gamma \sum_{b(\neq a)}^n \left[\frac{1}{2}(q_{aa} + q_{bb}) - q_{ab} + 1 \right]^{-1} = 0, \quad a = 1, 2, \dots, n \quad (52)$$

and

$$- [Q^{-1}]_{ab} - \gamma \left[\frac{1}{2}(q_{aa} + q_{bb}) - q_{ab} + 1 \right]^{-1} = 0, \quad a \neq b \quad (53)$$

One should also ensure that the solutions to these equations respects the constraint $q_{aa} \leq R^2$ for all $a = 1, \dots, n$ imposed by the presence of the boundaries of the integration domain D_Q , and also the fact of Q being positive definite. However, the above equations obviously imply

$$[Q^{-1}]_{aa} = - \sum_{b(\neq a)} [Q^{-1}]_{ab}, \quad \forall a = 1, 2, \dots, n. \quad (54)$$

The above condition ensures that the matrix Q^{-1} must have at least one zero eigenvalue (which corresponds to the uniform eigenvector with all components equal) which is obviously

inconsistent with constraints on Q . We interpret such a failure as manifestation of the fact that the functional $\Phi_n(Q)$ cannot achieve its extremum *inside* the domain $Q > 0, q_{aa} \leq R^2$. This means that such an extremum should be looked for at the *boundary* of the domain: $q_{aa} = R^2, \forall a = 1, 2, \dots, n$. In turn, it means that when searching for such an extremum we only vary $\Phi_n(Q)$ with respect the off-diagonal entries, and therefore only have to satisfy the equation (53).

Our procedure of investigating the equations (52,53) in the replica limit $n \rightarrow 0$ will follow the standard pattern suggested by developments in spin glass theory[18]. We first seek for the so-called "replica symmetric" solution, and then investigate its stability depending on γ . When the replica symmetric solution is found inadequate, it should be replaced by the hierarchical ("Parisi", or "ultrametric") ansatz for the matrix elements q_{ab} , with various levels of replica symmetry breaking.

3.1. Analysis of the model within the Replica Symmetric Ansatz.

The Replica Symmetric Ansatz amounts to searching for a solution to (52),(53) within subspace of $n \times n$ symmetric positive definite matrices Q such that $q_{aa} = q_d = R^2$, for any $a = 1, \dots, n$, and $q_{a<b} = q_0$, subject to the constraints $0 < q_0 \leq R^2$ to ensure positive definiteness. Inverting such a Q yields the matrix Q^{-1} of the same structure, with the diagonal entries all equal and given by

$$p_d = \frac{R^2 + q_0(n-2)}{(R^2 - q_0)(R^2 + q_0(n-1))} \quad (55)$$

and all off-diagonal entries given by

$$p_0 = -\frac{q_0}{(R^2 - q_0)(R^2 + q_0(n-1))} \quad (56)$$

Note, that

$$p_d - p_0 = \frac{1}{R^2 - q_0} \quad (57)$$

In the replica limit $n \rightarrow 0$ the equations (53) and (56) give in this way the equation for q_0 :

$$\frac{q_0}{(R^2 - q_0)^2} - \frac{\gamma}{(R^2 - q_0 + 1)} = 0 \quad (58)$$

It is convenient to define the variable $d_0 = R^2 - q_0$ satisfying $0 \leq d_0 \leq R^2$ and reduce (58) to the simple quadratic equation $(\gamma + 1)d_0^2 - d_0(R^2 - 1) - R^2 = 0$. Choosing the solution with $d_0 > 0$ and remembering that we are actually interested in the large- L limit $R^2 = 2L^2/a^2 \gg 1$ we find

$$d_0 = \frac{1}{2(1+\gamma)} [R^2 - 1 + \sqrt{(R^2 - 1)^2 + 4R^2(1+\gamma)}] \approx \frac{R^2}{\gamma + 1}, \quad (59)$$

Now we should calculate the value of the functional $\Phi_n(Q)$ for the replica symmetric solution. It is easy to show that $\det Q = (R^2 - q_0)^{n-1} [R^2 + (n-1)q_0]$, so that in the limit $n \rightarrow 0$ we easily find from (50)

$$\lim_{n \rightarrow 0} \frac{1}{n} \Phi_n(Q) = -\frac{1}{2} \ln d_0 - \frac{\gamma}{2} \ln (d_0 + 1) \approx -(1 + \gamma) \ln L + O(\ln a) \quad (60)$$

where we again considered the limit $L \gg a$. This shows that the effective free energy (51) is given by

$$\beta \mathcal{F}(\beta) = \lim_{L \rightarrow \infty} \frac{1}{\ln L} \lim_{n \rightarrow 0} \frac{1}{n} \Phi_n(Q) = 1 + \gamma \equiv 1 + \beta^2 g^2. \quad (61)$$

This coincides precisely with the high-temperature ($T > T_c = g$, i.e. $\gamma < 1$) result for the "cascade model" of the previous section, cf. (41), which is valid before the freezing mechanism becomes operative. Our next goal is to understand how the freezing emerges and is maintained for $T < T_c$.

3.2. Analysis within the Parisi scheme of the replica symmetry breaking.

The standard way of revealing the breakdown of the replica-symmetric solution is to perform a stability analysis following the pattern of the famous de Almeida-Thouless paper [19] in the theory of spin glasses, i.e. magnetic systems with random interactions. Such analysis can be straightforwardly done for the present type of system, see Appendix D of the present lectures, and shows that for a given value of R the replica symmetric solution becomes unstable for the temperatures $T < T_c = g \frac{R^2-1}{R^2+1}$. Therefore at low temperatures stable solution will have to be one with a broken symmetry in the replica space. To derive the corresponding expression for the free energy of our model we will follow a particular heuristic scheme of the replica symmetry breaking proposed originally by Parisi in the theory of spin glasses, see e.g. [18], or more recently [20] *. To make the present set of lectures self-contained we describe in full detail the structure of the matrix Q , the ensuing Parisi function $x(q)$ and the main steps of the derivation in Appendix C in full detail‡. Here we just sketch those objects schematically for the convenience of the reader:

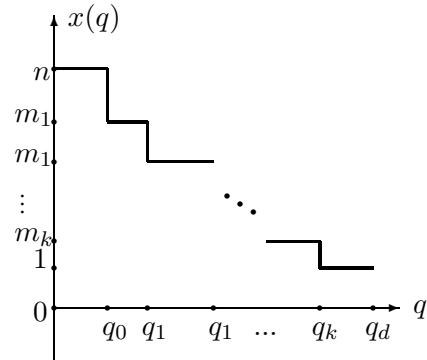
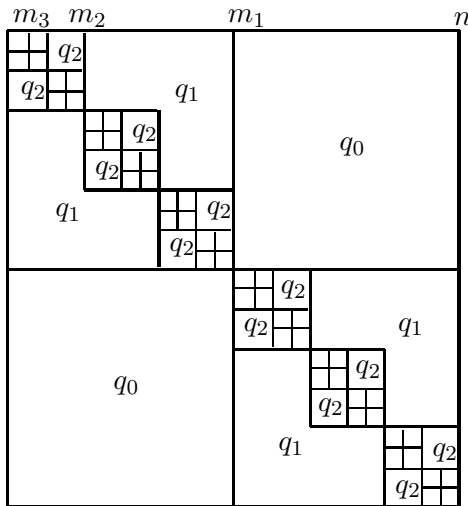


Fig. 12b Step-wise Parisi function for finite integer n

Fig. 12a Schematic hierarchical structure of the matrix Q in Parisi parametrisation

We are actually interested in the replica limit $n \rightarrow 0$. According to the Parisi prescription

* In recent years the use of the scheme was justified by alternative rigorous mathematical procedures. For the model under consideration the corresponding equations were re-derived recently by a rigorous methods in [21] without any recourse to the powerful but ill-defined replica trick.

‡ The Appendix is taken *verbatim* from [16], but we used this opportunity to correct the important formula (C.12) which appeared in [16] in a distorted form.

explained in detail in the Appendix C, in such a limit $x(q)$ becomes *non-decreasing* function of the variable q and the system can be fully described in terms of such an object. The function depends non-trivially on its argument in the interval $q_0 \leq q \leq q_k$, with $q_0 \geq 0$ and $q_k \leq q_d$. Outside that interval the function stays constant:

$$x(q < q_0) = 0, \quad \text{and} \quad x(q > q_k) = 1. \quad (62)$$

In general, the function $x(q)$ also depends on the increasing sequence of k positive parameters m_i satisfying the following inequalities

$$0 \leq m_1 \leq m_2 \leq \dots \leq m_k \leq m_{k+1} = 1. \quad (63)$$

If the number of levels of the Parisi hierarchy K tends to infinity we may think of the function $x(q)$ as continuous in the interval $q_0 \leq q \leq q_k$, with possible jumps at the end of the interval: $q = q_0$ and $q = q_k$.

As is shown in the Appendix C, in the replica limit the following identity must hold for any differentiable function $g(q)$:

$$\lim_{n \rightarrow 0} \frac{1}{n} Tr [g(Q)] = g(q_d - q_k) + \int_0^{q_k} g' \left(\int_q^{q_d} x(\tilde{q}) d\tilde{q} \right) dq. \quad (64)$$

In particular, for the first term entering the replica functional Eq.(50) application of the rule Eq.(64) gives

$$\lim_{n \rightarrow 0} \frac{1}{n} [Tr \ln(Q)] = \ln(q_d - q_k) + \int_0^{q_k} \frac{1}{\int_q^{q_d} x(\tilde{q}) d\tilde{q}} dq. \quad (65)$$

The last term in Eq.(50) is also easily dealt with in the Parisi scheme (see Appendix C), where it can be written as

$$-\gamma \lim_{n \rightarrow 0} \sum_{l=0}^k (m_{l+1} - m_l) \ln(q_d - q_l + 1) = -\gamma \int_0^{q_d} \ln(q_d - q + 1) x'(q) dq, \quad (66)$$

by using explicitly the derivative of the generalized function Eq. (C.6). Using integration by parts and taking into account the properties Eq.(62) we finally arrive at the required free energy functional for the phase with broken replica symmetry

$$\begin{aligned} \lim_{n \rightarrow 0} \frac{1}{n} \Phi_n(Q) &= -\frac{1}{2} \left[\ln(q_d - q_k) + \int_0^{q_k} \frac{1}{q_d - q_k + \int_q^{q_k} x(\tilde{q}) d\tilde{q}} dq \right] \\ &- \frac{\gamma}{2} \left(\ln(q_d - q_k + 1) + \int_{q_0}^{q_k} \frac{1}{q_d - q + 1} x(q) dq \right) \equiv \phi\{x(q)\} \end{aligned} \quad (67)$$

The functional $\phi\{x(q)\}$ should be now extremized with respect to the non-negative non-decreasing continuous function $x(q)$, whereas as we know the variable q_d must be fixed to its boundary value $q_d = R^2$. To this end we find it convenient to introduce two parameters $d_{min} = R^2 - q_k$, $d_{max} = R^2 - q_0$ satisfying $0 \leq d_{min} \leq d_{max} \leq R^2$ and also to use $t = R^2 - q$ as the new integration variable simultaneously replacing (with some abuse of notations) $x(q = R^2 - t) \rightarrow x(t)$. Such a renamed function $x(t)$ is now *non-increasing* in the interval $t \in [d_{min}, d_{max}]$, and satisfies $x(t < d_{min}) = 1$, $x(t > d_{max}) = 0$.

As the result, the above functional assumes a somewhat simpler form:

$$-2\phi\{x(t)\} = \ln(d_{min}) + \int_{d_{min}}^{R^2} \frac{dt}{d_{min} + \int_{d_{min}}^t x(\tilde{t}) d\tilde{t}} + \gamma \ln(d_{min} + 1) + \gamma \int_{d_{min}}^{d_{max}} \frac{x(t) dt}{t + 1} \quad (68)$$

Varying the functional Eq.(68) with respect to such a function $x(t)$ gives after due manipulations with integrals the expression

$$-2\delta\phi\{x(t)\} = \int_{d_{min}}^{d_{max}} S(t) \delta x(t) = 0, \quad S(t) = \gamma \frac{1}{t+1} - \int_t^{R^2} \frac{d\tilde{t}}{\left[d_{min} + \int_{d_{min}}^{\tilde{t}} x(\tau) d\tau \right]^2}, \quad (69)$$

Requiring the variation to vanish therefore amounts to the condition $S(t) = 0, \forall t \in [d_{min}, d_{max}]$. As this obviously implies $\frac{d}{dt}S(t) = 0$ we can differentiate Eq.(69) once, and immediately get the equation

$$d_{min} + \int_{d_{min}}^t x(\tau) d\tau = \frac{t+1}{\sqrt{\gamma}}, \quad \forall t \in [d_{min}, d_{max}] \Rightarrow x(t) = \frac{1}{\sqrt{\gamma}} \quad (70)$$

What remains to be determined are the values for parameters d_{min} and d_{max} . To this end, we substitute the value $t = d_{min}$ into the first of relations Eq.(70) which shows that

$$d_{min} = \frac{1}{\sqrt{\gamma} - 1}. \quad (71)$$

Next, we use the condition $S(d_{max}) = 0$, which in view of (69) and $x(t) = 0$ for $t \in [d_{max}, R^2]$ gives the relation

$$\gamma \frac{1}{d_{max} + 1} = \int_{d_{max}}^{R^2} \frac{d\tilde{t}}{\left[d_{min} + \int_{d_{min}}^{d_{max}} x(\tau) d\tau \right]^2}.$$

Substituting here the expressions (70,71) yields after a simple algebra the γ -independent result:

$$d_{max} = \frac{R^2 - 1}{2}, \quad (72)$$

completing the solution. According to the general procedure the solution makes sense as long as $d_{min} \leq d_{max}$, and using $\sqrt{\gamma} = g/T$ it is easy to check that the condition can be rewritten as $T \leq T_c = g \frac{R^2 - 1}{R^2 + 1}$ which defines the low-temperature phase of the model for finite R , with the same T_c as follows from the stability analysis (Appendix D). In the thermodynamic limit $\lim_{R \rightarrow \infty} T_c = g$, that is $\gamma_c = 1$ as expected.

The value of the functional at the extremum can be easily calculated by substituting $x(t) = \gamma^{-1/2}$ for $t \in [d_{min}, d_{max}]$ and $x(t) = 0$ for $t \in [d_{max}, R^2]$ into (68) and using (71) and (72). This gives after some algebra

$$-\phi\{x(t)\} = \sqrt{\gamma} \ln \frac{R^2 + 1}{2} + \frac{\sqrt{\gamma}}{2} - \frac{1}{2}(\sqrt{\gamma} - 1)^2 \ln(\sqrt{\gamma} - 1) + \frac{1}{2}(\gamma - 2\sqrt{\gamma}) \ln \sqrt{\gamma} \quad (73)$$

which finally implies in the thermodynamic limit $L \rightarrow \infty$ for the effective free energy the value

$$\beta\mathcal{F}(\beta) = \lim_{L \rightarrow \infty} \frac{1}{\ln L} \lim_{n \rightarrow 0} \frac{1}{n} \Phi_n(Q) = 2\sqrt{\gamma} = 2\beta g. \quad (74)$$

In particular it shows that the free energy value in the low-temperature phase is *frozen* i.e. given by the temperature-independent constant $\mathcal{F}(\beta) = 2g$. This fully corroborates the picture obtained in the framework of logarithmic cascades of the previous section, see (41).

Before finishing this section it makes sense to discuss in more detail the picture associated with the freezing transition which manifests itself via the spontaneous breakdown of replica symmetry. The general interpretation of the freezing below T_c is that the partition function becomes dominated by a finite number of sites where the random potential is particularly low, and where the particle ends up spending most of its time [22]. For a more quantitative description of the particle localization, useful in the following, it is natural to employ the

overlap function defined as the mean probability for two *independent* particles placed in the same random potential to end up at a given distance to each other. Denoting the scaled Euclidean distance (squared) between the two points in the sample as \mathcal{D} , and employing the Boltzmann-Gibbs equilibrium measure $p_\beta(\mathbf{x}) = \frac{1}{Z(\beta)} \exp -\beta V(\mathbf{x})$ the above probability in thermodynamic equilibrium should be given by

$$\pi(\mathcal{D}) = \left\langle \int_{|\mathbf{x}_1| < L} d\mathbf{x}_1 p_\beta(\mathbf{x}_1) \int_{|\mathbf{x}_2| < L} d\mathbf{x}_2 p_\beta(\mathbf{x}_2) \delta \left(\mathcal{D} - \frac{1}{2} |\mathbf{x}_1 - \mathbf{x}_2|^2 \right) \right\rangle_V \quad (75)$$

where again δ denotes the Dirac's δ -function. The disorder averaging in (75) can be calculated following the same standard steps of the replica approach as the free energy itself (see Appendix A of [17]). With the function $\pi(\mathcal{D})$ in hand we can ask, in particular what is the probability for the particle in logarithmically correlated potential to end up at $\mathcal{D} = O(a^2)$, i.e. at a distance of order of the small cutoff scale. The answer turns out to be zero in the high-temperature phase $T > T_c$, confirming the particle delocalization over the sample. In contrast, in the low-temperature phase $T < T_c$ the probability is finite: $\pi(O(a^2)) = 1 - T/T_c$, since both particles can be trapped by one and the same, or nearby favorable, deep minima. At a formal level such a behaviour is directly related to the shape of the function $x(t)$ which in our case turned out to be rather simple and consisting of three flat regions (see Fig. 13b):

$$x(0 < t < d_{min}) = 1, \quad x(d_{min} < t < d_{max}) = \gamma^{-1/2}, \quad x(d_{max} < t < R^2) = 0. \quad (76)$$

This essentially means that from the very beginning we could restrict ourselves to the first non-trivial level $k = 1$ of the Parisi hierarchical scheme, see Eq.(C.1, C.2) instead of assuming the most general Parisi scheme for Q at the outset of our procedure. Such a simplified form (see Fig. 13a) of Q below the transition is typical for the random energy models and is known in the literature as 1-step RSB scheme, see e.g. [20]. The equilibrium values of the parameters q_0, q_1 and $m_1 \equiv m$ found from directly extremizing the corresponding functional $\frac{1}{n} \Phi_n(Q)|_{n \rightarrow 0}$ (or equivalently from solving the equations (53)) are given by

$$q_0 = \frac{R^2 + 1}{2}, \quad q_1 = R^2 - \frac{1}{\sqrt{\gamma} - 1}, \quad \text{and} \quad m = \frac{1}{\sqrt{\gamma}}. \quad (77)$$

These values fully agree with those of the function $x(t)$ obtained from the general Parisi Ansatz. Finally, in the Appendix D we discuss stability of the 1-step RSB solution for the logarithmic potential, and find it is actually *marginally stable* everywhere in the low-temperature phase. The latter feature is usually associated with the infinite-step Parisi Ansatz, see e.g. [20]. This is another manifestation of the fact that the logarithmic case is very special and shares both features of the full-scale infinite and 1-step replica symmetry breaking.

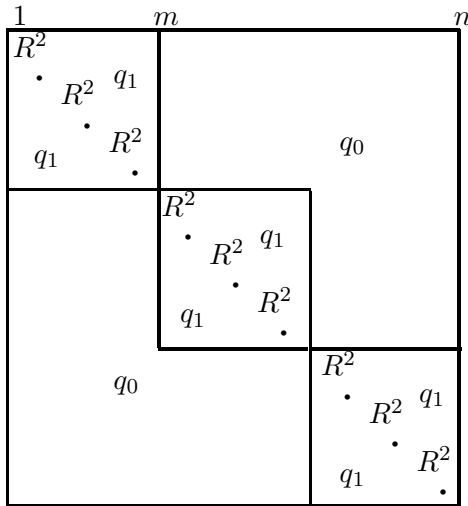


Fig. 13a Structure of the matrix Q in 1-step Replica Symmetry Breaking

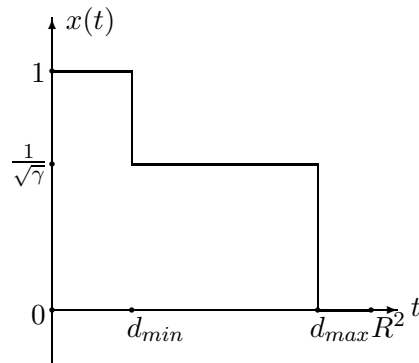


Fig. 13b Parisi function for the logarithmic model with 1-step RSB

4. Summary, Historical background and Recent Extensions

In this set of lectures we have addressed in some detail the spatial structures of the Boltzmann-Gibbs measure describing a single particle that thermally equilibrated under a random potential with logarithmic correlations. We have been able to calculate the multifractality spectrum of the measure and revealed the associated freezing transition by analysing the ensemble-averaged free energy in two special cases by two complementary methods. The first model introduced logarithmic correlations via employing the hierarchical "multiplicative cascades" construction and associated definition of the distance function. This way allowed us to perform the analysis of the freezing transition in the framework of a certain travelling wave equation satisfied by an appropriately defined generating function of partition function moments. In the second case the spatial dimension N of the system was assumed to be large which helped to employ the replica trick combined with the steepest descent method, and to relate freezing to the phenomenon of spontaneous replica symmetry breaking. In both cases the resulting free energy appears to be given by essentially the same expression.

As the present day understanding of freezing and related phenomena has already a history of almost thirty years, it is certainly useful to be aware of a broader context of the problem under consideration. To this end it is appropriate to mention that an extreme "toy model" case of the problem in hand is represented by the famous Random Energy Model (REM) by Derrida where the freezing phenomenon was discovered and investigated for the first time [23, 24]. The REM in some loose sense can be looked at as a limiting "zero-dimensional" $N = 0$ case of the model we studied elsewhere in this set of lectures. It amounts essentially to replacing the logarithmically correlated random potential by a collection of M uncorrelated Gaussian variables with the variances chosen to be scaled with M in the same way as in the logarithmic case: $\langle V_i^2 \rangle = 2g^2 \ln M$. REM is simple enough to allow explicit calculation of

the free energy by direct counting of degrees of freedom, and the result essentially coincides with (41). A very informative account of the REM problem can be found in the fifth chapter of [20].

Understanding quantitatively the generic statistical-mechanical behaviour of disordered systems for finite N is notoriously difficult, and even the simplest cases like our single-particle model still present considerable challenges. To this end we first need to mention a general attempt of investigating such model for finite dimensions $N < \infty$ in the thermodynamic limit $L \rightarrow \infty$ undertaken in an insightful paper by Carpentier and Le Doussal [25]. The approach of Carpentier and Le Doussal was based on applying a kind of real-space renormalisation group treatment to the free energy distribution. The authors concluded that for finite spatial dimensions the model with logarithmically correlated potential is really distinguished among others of similar kind. Namely, if correlations of the random potential *grow faster* than logarithm with the distance, then in the thermodynamic limit the corresponding Boltzmann-Gibbs measure turn out to be always *localised* at any temperature $T < \infty$. At the same time, if the correlations *decay* to zero for large separations (such potentials are natural to call "short-ranged") than the Boltzmann-Gibbs measure turns out to be always *trivially extended* at any positive temperature $T > 0$. And only for the marginal situation of logarithmic correlations the true REM-like freezing transition indeed happens at some *finite* $T = T_c > 0$, at any dimension $N \geq 1$. Indeed, for that case the renormalisation group yielded after some clever albeit not fully controlled approximations a kind of travelling wave equation for the generating function, akin to (27). Fortunately, the logarithmic growth is not at all an academic oddity. The paper of Carpentier and Le Doussal can be warmly recommended for describing the present model in a broad physical context and elucidating its relation to quite a few other interesting and important physical systems, as e.g. quantum Dirac particle in a random magnetic field [26], and directed polymers on trees with disorder [12]. The latter works played the fundamental role in advancing the understanding of the freezing transition. Our presentation in the Section 2 is actually based on an adaptation of material from [26] and [12], with the pedagogic example of branching tending to unity inspired by [27].

Another line of research which deserves mentioning was pursued recently in [17] where it was revealed that the picture of potentials with short-ranged, long-ranged, and logarithmic correlations presented in [25] is still incomplete, and misses a rich class of possible behaviour that survives in the thermodynamic limit $L \rightarrow \infty$. Namely, given any increasing function $\Phi(y)$ for $0 < y < 1$, it was suggested to consider Gaussian random potentials whose two-point correlation functions (covariances) take the following scaling form

$$\langle V(\mathbf{x}_1) V(\mathbf{x}_2) \rangle = -2 \ln L \Phi \left(\frac{\ln [(\mathbf{x}_1 - \mathbf{x}_2)^2 + a^2]}{2 \ln L} \right), \quad a \ll L, \quad \mathbf{x} \in \mathbb{R}^N \quad (78)$$

which generalizes our (11). Actually, the above expression gives back (11) for the special case $\Phi(y) = g^2(y - 1)$. As shown in [17] the potential with the covariance (78) can be constructed by a superimposing several logarithmically correlated potentials of the type (11) with different cutoff scales a_i , and allow those cutoff scales to depend on the system size L in a power-law way: $a_i \sim L^{\nu_i}$, $0 < \nu_i < 1$.

The equilibrium statistical mechanics of such system in the limit $N \rightarrow \infty$ and $L \rightarrow \infty$ turns out to be precisely equivalent to that of the celebrated Derrida's Generalized Random Energy Model (GREM) see [28] and references therein. Namely, the system experiences a kind of freezing transition at the critical temperature $T_c = \sqrt{\Phi'(1)}$. Below this temperature the

equilibrium free energy turns out to be in the thermodynamic limit $L \rightarrow \infty$

$$-\mathcal{F}(T) = T\nu_*(T) + \frac{[\Phi(\nu_*) - \Phi(0)]}{T} + 2 \int_{\nu_*}^1 \sqrt{\Phi'(y)} dy, \quad 0 \leq T \leq T_c, \quad (79)$$

where the parameter ν_* is related to the temperature T via the equation $T^2 = \Phi'(\nu_*)$. For $T > T_c$ the free energy is instead given by

$$-\mathcal{F}(T) = T + \frac{[\Phi(1) - \Phi(0)]}{T}. \quad (80)$$

Using the two-point probability defined in (75) these expressions for the free energy can be given a clear interpretation as describing a continuous sequence of "freezing transitions" which start at T_c and continue at all lower temperatures, with freezing happening on smaller and smaller spatial scales with decreasing temperature [17]. This is related also to the nature of the replica symmetry breaking, which requires for its description the full infinite sequence $K \rightarrow \infty$ of hierarchy levels in the Parisi scheme of Appendix C. Such a rich picture results in a more complicated multifractality spectrum $f(\alpha)$ which in contrast to (43) is in general non-parabolic. However, it is appropriate to mention that the Boltzmann-Gibbs probability measures generated by the random potentials described in (78) are rather peculiar, as for any non-linear function $\Phi(y)$ they do not satisfy the standard *spatial self-similarity* property (5). Instead, it is easy to check that the exponents $y(q, s)$ and $z(q, s)$ governing the spatial decay of correlations between weights in (5) will be non-trivial functions of the variable $\frac{\ln|\mathbf{x}_1 - \mathbf{x}_2|}{\ln L}$ rather than simple constants. In this way, the exponents governing the decay of correlations for two points separated by the distance, say, $|\mathbf{x}_1 - \mathbf{x}_2| \sim L^{1/2}$ will be different from those separated by, say, $|\mathbf{x}_1 - \mathbf{x}_2| \sim L^{1/3}$. Though such behaviour is certainly not prohibited by first principles, it remains to be seen whether random multifractal measures with such peculiar spatial structure could appear in interesting applications in physics or other sciences.

Although our lectures were centered around the notion of the multifractality spectrum, there is a different, and in essence deeper aspect of the freezing transition which attracted considerable research interest recently: the issue of the *extreme value statistics* [29, 25, 30, 31]. This goes beyond the calculation of the ensemble-averaged value for the free energy $F = -T \ln Z(\beta)$, but aims to describe precise form of the fluctuations around that mean value. Technically it amounts to our ability to calculate the shape of the generating function $G(p)$ defined in (22) in much finer detail (note that in the context of calculating typical multifractality exponents actual form of that function appeared to large extent irrelevant). As $\lim_{T \rightarrow 0} F = \min_{\mathbf{x}} V(\mathbf{x})$ it is obvious that at low enough temperatures the free energy fluctuations are dominated by the distribution of the deepest minimum of the random potential in a given sample. Classifying possible types of extreme value statistics for strongly correlated random variables is an open problem in probability theory with many important applications in natural sciences and beyond, see [25] and the references therein. In particular, it was argued in [25] that logarithmically correlated potentials represent a new universality class for extreme value statistics, and recent works [30, 31] on extremes of the two-dimensional Gaussian free field (see definition of this important object in Appendix A1 below) along various curves further substantiated that claim. Another aspect of the problem which certainly deserves to be mentioned here are intriguing but so far poorly explored connections to two-dimensional quantum gravity models as noticed in [34], discussed in [25], and most recently in [31]. Some speculations about relevance of the REM-type models in the string theory context can be found in [35].

Finally, let us mention that there exists a completely different source of interest in multifractal random processes & measures with logarithmic correlations motivated by growing

applications in financial mathematics, see e.g. [32], [33] for the background information and further references. Although the questions addressed there are formally rather different, one can recognize a common mathematical structure. It is therefore natural to expect a fruitful merger of the two lines of research in the nearest future.

Acknowledgements. My understanding of some aspects of the subject of the present lectures was informed by discussions on various occasions with Jean-Philippe Bouchaud, Pierre Le Doussal and Alexander Mirlin. I am grateful to them as well as to Hans-Juergen Sommers and Alberto Rosso for collaboration at various stages, and to Ferdinand Evers for kindly providing picture Fig. 1 for the present notes.

Appendix A. Elementary facts about Gaussian integrals and processes, the steepest descent method, and the Gaussian free field

The fundamental role in applications is played by the standard Gaussian integral

$$\int_{-\infty}^{\infty} e^{-\frac{a}{2}y^2+by} \frac{dy}{\sqrt{2\pi}} = \frac{1}{\sqrt{a}} e^{\frac{b^2}{2a}}, \quad \text{Re}(a) > 0, \forall b \quad (\text{A.1})$$

Suppose now we are interested in finding the asymptotic behaviour for large values of a parameter N of the following integral

$$\int_{y_1}^{y_2} e^{-NF(y)} \phi(x) dy, \quad N \gg 1 \quad (\text{A.2})$$

where $F(y)$ and $\phi(y)$ are some given infinitely differentiable functions. It is clear that if the function $F(y)$ is monotonically increasing/decreasing in the interval $y \in [y_1, y_2]$, then the integral will be dominated by the vicinity of the left/right end of the interval, and for getting the leading asymptotics it is therefore enough to expand $F(y)$ around the corresponding point up to the linear term only. For example for $F'(y) > 0, \forall y \in [a, b]$, we write $F(y) \approx F(y_1) + F'(y_1)(y - y_1) + \dots$ which gives

$$\int_{y_1}^{y_2} e^{-NF(y)} \phi(y) dy \approx \frac{1}{NF'(y_1)} e^{-NF(y_1)} \phi(y_1) + O(N^{-2}) \quad (\text{A.3})$$

where we assumed that generically $\phi(y_1) \neq 0$ (otherwise one has also to expand $\phi(y)$ around y_1 , which will change the result slightly).

Similarly, if the function $F(y)$ has a single *maximum* in some point y_0 inside the interval, then subdividing the integration domain into two subintervals $y \in [y_1, y_0]$ and $y \in [y_0, y_2]$ we can apply the above consideration to each of the new intervals. For example, if $F(y_1) < F(y_2)$ we have the same asymptotics as above in (A.3), whereas for $F(y_1) > F(y_2)$ we have

$$\int_{y_1}^{y_2} e^{-NF(y)} \phi(y) dy \approx \frac{1}{NF'(y_2)} e^{-NF(y_2)} \phi(y_2) [1 + O(1/N)] \quad (\text{A.4})$$

Finally, the most interesting case arises if $F(y)$ has a single *minimum* in some point $y_0 \in [y_1, y_2]$, that is $F'(y_0) = 0$ and $F''(y_0) > 0$. In such a case the integral will be obviously dominated by the vicinity of the point of minimum, around which we can therefore expand as $F(y) \approx F(y_0) + \frac{F''(y_0)}{2}(y - y_0)^2 + \dots$. Substituting this approximation back to the integral and again assuming that generically $\phi(y_0) \neq 0$ we find after application of (A.1) with $a = F''(y_0)$, the asymptotics

$$\int_{y_1}^{y_2} e^{-NF(y)} \phi(y) dy \approx \sqrt{\frac{2\pi}{NF''(y_0)}} e^{-NF(y_0)} \phi(y_0) [1 + O(1/N)] \quad (\text{A.5})$$

These formulae represent the essence of the steepest descent (a.k.a. the Laplace) method of asymptotic evaluations of integrals.

All the formulae can be naturally extended to the multivariable case. The multivariable generalisation of the Gaussian integral is given by

$$\int \dots \int e^{-\frac{1}{2} \sum_{ij} A_{ij} y_i y_j + \sum_i b_i y_i} \frac{dy_1 \dots dy_n}{(2\pi)^{n/2}} = \frac{1}{\sqrt{\det A}} e^{\frac{1}{2} \sum_{ij} [A^{-1}]_{ij} b_i b_j} \quad (\text{A.6})$$

where $n \times n$ matrix A is assumed to be real symmetric $A_{ij} = A_{ji}$, $\forall i, j$ and positive definite, i.e. all its eigenvalues λ_i are positive. Then the inverse matrix A^{-1} is well-defined and the determinant $\det A = \prod_{i=1}^n \lambda_i \neq 0$. In fact introducing the scalar product for two vectors as $(\mathbf{y}, \mathbf{x}) = \sum_i y_i x_i$ the quadratic form in the exponential can be written as $\sum_{ij} A_{ij} y_i y_j \equiv (\mathbf{y}, A\mathbf{y})$. The matrix is positive definite iff $(\mathbf{y}, A\mathbf{y}) > 0$, $\forall \mathbf{y} \dagger\dagger$.

The analogue of (A.5) has the form

$$\int \dots \int e^{-NF(y_1, \dots, y_n)} \phi(y_1, \dots, y_n) dy_1 \dots dy_n \approx \sqrt{\frac{(2\pi)^n}{N^n \det \delta_2 F|_{min}}} e^{-NF(y_1, \dots, y_n)} \phi(y_1, \dots, y_n)|_{min} \quad (\text{A.7})$$

where we assumed that the function $F(y_1, \dots, y_n)$ has a single minimum at some point, and $\delta_2 F|_{min}$ is the $n \times n$ Hessian matrix $(\delta_2 F)_{ij} = \frac{\partial^2}{\partial y_i \partial y_j} F(y_1, \dots, y_n)$ evaluated at the point of minimum of F .

Let us clarify the probabilistic meaning of the integral (A.6). Suppose that n real variables v_1, \dots, v_n are Gaussian-distributed, that is their normalized joint probability density of the vector $\mathbf{v} = (v_1, \dots, v_n)$ is given by $\mathcal{P}(v_1, \dots, v_n) = e^{-\frac{1}{2}(\mathbf{v}, A\mathbf{v})} \sqrt{\frac{\det A}{(2\pi)^n}}$ with some positive definite matrix A_{ij} . Denoting the averaging over such a distribution with the angular brackets $\langle \dots \rangle$ we can rewrite (A.6) for any given vector $\mathbf{b} = (b_1, \dots, b_n)$ as

$$\left\langle e^{(\mathbf{b}, \mathbf{v})} \right\rangle = e^{\frac{1}{2}(\mathbf{b}, A^{-1}\mathbf{b})} \Rightarrow \langle v_i \rangle = 0 \text{ and } \langle v_i v_j \rangle = [A^{-1}]_{ij}, \forall i, j \quad (\text{A.8})$$

where the identities for the mean value and the pair correlation functions (a.k.a. covariances) immediately follow after expanding in the Taylor series with respect to b_i .

Appendix A.1. Gaussian random fields: "massive" vs "free".

The last expression is the basis for discussing properties of *random processes* (i.e. random functions $V(x)$ of a single real variable x) which are a particular case of *random fields* representing random functions $V(\mathbf{x})$ of N -dimensional vector $\mathbf{x} = (x_1, \dots, x_N)$. The field $V(\mathbf{x})$ is called Gaussian if for any choice of the number $n = 1, 2, \dots, \infty$ of points $\mathbf{x}_1, \mathbf{x}_2, \dots, \mathbf{x}_n$ in the space the joint probability density $\mathcal{P}(v_1, \dots, v_n)$ of n values of the field in those points, that is $v_1 = V(\mathbf{x}_1), v_2 = V(\mathbf{x}_2), \dots, v_n = V(\mathbf{x}_n)$ are given by a Gaussian distribution with some matrix A_{ij} . Such random field is uniquely determined by the two-point correlation function (the covariance) $\langle V(\mathbf{x}_1) V(\mathbf{x}_2) \rangle = f(\mathbf{x}_1, \mathbf{x}_2)$ in terms of which the analogue of (A.8) reads

$$\left\langle \exp \left[\int b(\mathbf{x}) V(\mathbf{x}) d^N \mathbf{x} \right] \right\rangle = \exp \left[\frac{1}{2} \int \int f(\mathbf{x}_1, \mathbf{x}_2) b(\mathbf{x}_1) b(\mathbf{x}_2) d^N \mathbf{x}_1 d^N \mathbf{x}_2 \right] \quad (\text{A.9})$$

for any suitable function $b(\mathbf{x})$. If we define the scalar product of any two functions $a(\mathbf{x})$ and $b(\mathbf{x})$ in the standard way as $(\mathbf{a}, \mathbf{b}) = \int a(\mathbf{x}) b(\mathbf{x}) d^N \mathbf{x}$, we see that the quadratic form in the exponential of the right-hand side is $(\mathbf{a}, \hat{F}\mathbf{b})$, where the linear integral operator \hat{F} is defined via

$\dagger\dagger$ In fact the domain of validity of the formula (A.6) is broader, and allows the matrix A to have complex eigenvalues with positive real parts

the kernel $f(\mathbf{x}_1, \mathbf{x}_2)$. If one then defines the inverse operator as $\hat{A} = \hat{F}^{-1}$, the joint probability density of the random field $V(\mathbf{x})$ can be symbolically written using the scalar product as

$$\mathcal{P}[V(\mathbf{x})] = \frac{1}{\mathcal{N}} \exp \left[-\frac{1}{2} (V, \hat{A}V) \right], \quad (\text{A.10})$$

where \mathcal{N} is the suitable normalisation constant.

To illustrate the latter approach, we briefly describe the paradigmatic example of the *massive Gaussian field* in N dimensions which is of importance for us here, and is also central for the modern theory of phase transitions. The probability of a given configuration $V(\mathbf{x})$ of such field is given by (A.10) with the quadratic form defined by

$$(V, \hat{A}V) = \int (m^2 V^2(\mathbf{x}) + \kappa^2 [\nabla V(\mathbf{x})]^2) d^N \mathbf{x} \equiv \int V(\mathbf{x}) [m^2 - \kappa^2 \Delta] V(\mathbf{x}) d^N \mathbf{x} \quad (\text{A.11})$$

where the "mass" m and the "stiffness" κ of the field are two parameters, ∇ is the gradient operator and Δ is the Laplacian: $\Delta = \sum_{i=1}^n \frac{\partial^2}{\partial x_i^2}$. Second form follows from the first one after applying the integration by parts and assuming that the random field $V(\mathbf{x})$ vanishes at infinity. In such an example the role of the operator \hat{A} is obviously played by the second-order differential operator $\hat{A} = m^2 - \kappa^2 \Delta$. Such operators are called "local" as their action on any function involves only values of that function and its derivatives in the same point of the space. Knowing \hat{A} explicitly allows one to find the two-point correlation function $\langle V(\mathbf{x}) V(\mathbf{y}) \rangle = f(\mathbf{x}, \mathbf{y})$ as the kernel of the operator inverse to A , hence satisfying the differential equation

$$[m^2 - \kappa^2 \Delta] f(\mathbf{x}, \mathbf{y}) = \delta(\mathbf{x} - \mathbf{y}), \quad (\text{A.12})$$

where the Laplacian is assumed to act on the first argument, and $\delta(\mathbf{x} - \mathbf{y}) = \int e^{i\mathbf{q}(\mathbf{x}-\mathbf{y})} \frac{d^N \mathbf{q}}{(2\pi)^N}$ stands for the appropriate Dirac delta-function. By applying the Fourier transform to the equation immediately gives the two-point correlation function as

$$\langle V(\mathbf{x}) V(\mathbf{y}) \rangle = \int \frac{e^{i\mathbf{q}(\mathbf{x}-\mathbf{y})}}{(m^2 + \kappa^2 \mathbf{q}^2)} \frac{d^N \mathbf{q}}{(2\pi)^N} \quad (\text{A.13})$$

To calculate the above integral it is convenient to use the identity $(m^2 + \kappa^2 \mathbf{q}^2)^{-1} = \int_0^\infty e^{-t(m^2 + \kappa^2 \mathbf{q}^2)} dt$ and change the order of integration, which gives

$$\begin{aligned} \langle V(\mathbf{x}) V(\mathbf{y}) \rangle &= \int_0^\infty e^{-tm^2} dt \int e^{i\mathbf{q}(\mathbf{x}-\mathbf{y}) - \kappa^2 t \mathbf{q}^2} \frac{d^N \mathbf{q}}{(2\pi)^N} \\ &= \left(\frac{1}{4\pi\kappa^2} \right)^{N/2} \int_0^\infty e^{-tm^2 - \frac{1}{4\kappa^2 t} (\mathbf{x}-\mathbf{y})^2} \frac{dt}{t^{N/2}} = \frac{1}{(2\pi)^{N/2}} \frac{m^{N/2-1}}{\kappa^{N/2+1}} \frac{K_{N/2-1} \left(\frac{m}{\kappa} |\mathbf{x} - \mathbf{y}| \right)}{|\mathbf{x} - \mathbf{y}|^{N/2-1}} \end{aligned} \quad (\text{A.14})$$

where we have used (A.8) with $A_{ij} \rightarrow 2\kappa^2 t \delta_{ij}$, $\mathbf{b} \rightarrow (\mathbf{x} - \mathbf{y})$ to evaluate the Gaussian integral in the first line, and $K_\nu(z)$ is the so-called Macdonald function, see the formula 3.471.9 of [36]. In particular, for $N = 2$ and $m \rightarrow 0$ we have from the expansion 3.471.9 of [36]

$$\langle V(\mathbf{x}) V(\mathbf{y}) \rangle = \frac{1}{2\pi\kappa^2} K_0 \left(\frac{m}{\kappa} |\mathbf{x} - \mathbf{y}| \right) \approx -\frac{1}{2\pi\kappa^2} \ln \left[\frac{|\mathbf{x} - \mathbf{y}|}{2\kappa/m} \right], \quad |\mathbf{x} - \mathbf{y}| \ll \frac{\kappa}{m}. \quad (\text{A.15})$$

We conclude that the limit of **2D massless** Gaussian field provides us with a random field with logarithmic correlations.

The massless Gaussian field is also known in the modern literature as the *Gaussian Free Field* (GFF) and considered to be an object of fundamental importance. It can be defined on any domain \mathbf{D} of N -dimensional space using the following construction. Consider

an eigenproblem for the Laplace operator $-\Delta$ acting on functions in \mathbf{D} , and denote $\mathbf{e}_j(\mathbf{x})$, $j = 1, 2, \dots, \infty$ its eigenfunctions corresponding to the Dirichlet boundary conditions (i.e. vanishing at the boundary $\partial\mathbf{D}$) and let $\lambda_j > 0$ be the corresponding eigenvalues. Then the functions $\tilde{\mathbf{e}}_j(\mathbf{x}) = \frac{1}{\sqrt{\lambda_j}}\mathbf{e}_j(\mathbf{x})$ form an orthonormal basis of the Hilbert space \mathbb{H} with respect to the so-called Dirichlet scalar (or "inner") product

$$(f, g) = \int_{\mathbf{D}} (\nabla f \cdot \nabla g) d^N \mathbf{x} = - \int_{\mathbf{D}} (f \cdot \Delta g) d^N \mathbf{x} \quad (\text{A.16})$$

for functions $f(\mathbf{x})$ on \mathbf{D} vanishing at the boundary $\partial\mathbf{D}$. Introduce now a set ζ_j , $j = 1, 2, \dots, \infty$ of standard Gaussian independent, identically distributed real variables with mean zero and unit variance each: $\langle \zeta_j \rangle = 0$, $\langle \zeta_j^2 \rangle = 1$. Then the GFF $V(\mathbf{x})$ on the domain $\mathbf{x} \in \mathbf{D}$ is defined as the formal sum

$$V(\mathbf{x}) = \sum_{j=1}^{\infty} \zeta_j \tilde{\mathbf{e}}_j(\mathbf{x}), \quad (\text{A.17})$$

from which it immediately follows that it is a Gaussian field with the covariance given by

$$\langle V(\mathbf{x}_1)V(\mathbf{x}_2) \rangle = \sum_{j=1}^{\infty} \frac{1}{\lambda_j} \mathbf{e}_j(\mathbf{x}_1)\mathbf{e}_j(\mathbf{x}_2) = -(\Delta^{-1})(\mathbf{x}_1, \mathbf{x}_2) \quad (\text{A.18})$$

which is nothing else but the Green function $G(\mathbf{x}_1, \mathbf{x}_2)$ of the Laplace operator on the domain \mathbf{D} . Note however that mathematically $V(\mathbf{x})$ is rather subtle (e.g. the sum in (A.17) does not converge pointwise and fails in general to be an element of the Hilbert space \mathbb{H}). Because of this and other subtleties an extra mathematical care is needed to define the object fully rigorously, see references in [9]. The physicists however work with such an object without further ado, and we finish this section by two simple but important examples. In the first example we deal with the GFF on a one-dimensional domain, the interval $\mathbf{D} = [0, 1]$. The Laplacian in one dimension is simply $\Delta = -\frac{d^2}{dx^2}$ and the eigenfunctions/eigenvalues of the Dirichlet problem are given by $e_n(x) = \sqrt{2} \sin n\pi x$, $\lambda_n = \pi^2 n^2$ so that the GFF in this particular case is given by a random Fourier series $V(x) = \sum_{n=1}^{\infty} \zeta_n \frac{\sqrt{2}}{\pi n} \sin n\pi x$ (compare with the periodic $1/f$ noise in the end of this Appendix). The corresponding Green function can be easily found to be given by $G(x_1, x_2) = x_1(1 - x_2)$ for $x_2 > x_1$ and $G(x_1, x_2) = x_2(1 - x_1)$ for $x_2 < x_1$. One immediately recognizes that the one-dimensional version of the GFF for such a domain coincides with the version of the Brownian motion called *Brownian bridge*, which is conditioned to return to the origin after a given time.

Our second example is much more relevant in the context of the present lectures and deals with GFF defined on the two-dimensional disk: $\mathbf{D} = |z| < L$ where we use the complex coordinate $z = x + iy$. The Green function for the Dirichlet problem on such a domain is well known and is given by $G(z_1, z_2) = -\frac{1}{2\pi} \ln \frac{L|z_1 - z_2|}{L^2 - z_1 \bar{z}_2}$. In particular, for any two points $|z_{1,2}| \ll L$ (i.e. well inside the disk) the Green function reduces to expression equivalent to the full-plane formula (A.15) which is the basis for models with logarithmic correlations.

Using the full-plane logarithmic GFF it is easy to construct various one-dimensional Gaussian random processes with logarithmic correlations. In particular, sampling the values of such GFF along a circle of unit radius with coordinates $z = e^{it}$, $t \in [0, 2\pi)$ we get a Gaussian process with the covariance $\langle V(t_1)V(t_2) \rangle = -\frac{1}{2\pi} \ln |e^{it_1} - e^{it_2}|$. Such a process can be shown to be equivalent to a random Fourier series of the form $V(t) = \sum_{n=1}^{\infty} \frac{1}{\sqrt{n}} [v_n e^{int} + \bar{v}_n e^{-int}]$, where v_n, \bar{v}_n are independent, identically distributed *complex* Gaussian variables with mean zero and variance $\langle v_n \bar{v}_n \rangle = 1$ (compare with the earlier Brownian bridge example). As the mean-square value (the "spectral power") of the coefficient in front of a given Fourier harmonic

with index n in this case decays like $1/n$ such signals are known in many applications as $1/f$ noises.

Appendix B. Proof of the identity (47)

We start with identically rewriting the left-hand side of (47) as

$$\int \mathcal{I}(X^T X) dX = \lim_{\epsilon \rightarrow 0^+} \int \mathcal{I}(Q) \mathcal{J}_\epsilon(Q) dQ \quad (\text{B.1})$$

where

$$\mathcal{J}_\epsilon(Q) = \int e^{-\frac{\epsilon}{2} \text{Tr}[X^T X]} \delta(Q - X^T X) dX \quad (\text{B.2})$$

and $\delta(x)$ stands for the appropriate Dirac δ -distribution in the matrix space. As usual δ -function can be expressed via the Fourier transform $\delta(x) = \int e^{-ifx} \frac{df}{2\pi}$ its matrix analogue can be defined via the following Fourier representation:

$$\delta(Q - X^T X) = \int e^{-\frac{i}{2} \text{Tr}[(Q - X^T X) F_n]} dF_n, \quad dF_n = \prod_i \frac{d[F_n]_{ii}}{4\pi} \prod_{i < j} \frac{d[F_n]_{ij}}{2\pi} \quad (\text{B.3})$$

with the integration going over $n \times n$ real symmetric matrices: $[F_n]_{ij} = [F_n]_{ji}$. Substituting such a representation into the expression for $\mathcal{J}_\epsilon(Q)$ and changing the order of integration over dF_n and dX one may notice that the integral over X is essentially a product of N identical Gaussian multivariable integrals (A.6) where the role of A is played by the matrix $\epsilon \mathbf{1}_n - iF_n$. The integrals are well-defined due to $\epsilon > 0$. Applying (A.6) we arrive at $\mathcal{J}_\epsilon(Q) = (2\pi)^{\frac{Nn}{2}} \mathcal{J}_{n,N,\epsilon}(Q)$, where

$$\mathcal{J}_{n,N,\epsilon}(Q) = \int e^{-\frac{i}{2} \text{Tr}[Q F_n]} \frac{1}{[\det(\epsilon \mathbf{1}_n - iF_n)]^{N/2}} dF_n, \quad (\text{B.4})$$

and we have indicated explicitly the dependence on n and N for the sake of future reference. Notice that the integrand is invariant with respect to the rotations $F \rightarrow \hat{O} \hat{F} \hat{O}^{-1}$ where \hat{O} are orthogonal matrices satisfying $\hat{O}^T \hat{O} = 1$. As Q is real symmetric matrix, it can be brought to the diagonal form by an orthogonal transformation. Hence the result of the integration can depend only on the eigenvalues q_1, q_2, \dots, q_n of \hat{Q} . Thus, it is enough to take \hat{Q} to be diagonal from the very beginning. Now we separate the first eigenvalue from the rest:

$$\hat{Q} = \text{diag}(q_1, q_2, \dots, q_n) \equiv \text{diag}(q_1, \hat{Q}_{n-1})$$

and accordingly decompose the matrix F_n as

$$F_n = \begin{pmatrix} f_{11} & \mathbf{f} \\ \mathbf{f}^T & F_{n-1} \end{pmatrix}, \quad dF_n = \frac{df_{11}}{4\pi} \frac{d\mathbf{f}}{(2\pi)^{n-1}} dF_{n-1} \quad (\text{B.5})$$

where $\mathbf{f} = (f_{12}, f_{13}, \dots, f_{1n})$ is a $n-1$ component vector.

Next step is to use the well-known property of the determinants composed of four blocks:

$$\det(\epsilon \mathbf{1}_n - iF_n) = \det(\epsilon \mathbf{1}_{n-1} - iF_{n-1}) \left(\epsilon - if_{11} + \mathbf{f} [\epsilon \mathbf{1}_{n-1} - iF_{n-1}]^{-1} \mathbf{f}^T \right)$$

which gives:

$$\begin{aligned} \mathcal{J}_{n,N,\epsilon}(\hat{Q}) &= \int d\hat{F}_{n-1} e^{-\frac{i}{2} \text{Tr}(\hat{F}_{n-1} \hat{Q}_{n-1})} [\det(\epsilon \mathbf{1}_{n-1} - iF_{n-1})]^{-N/2} \\ &\times \int \frac{d\mathbf{f}}{(2\pi)^{n-1}} \int_{-\infty}^{\infty} \frac{df_{11}}{4\pi} e^{-\frac{i}{2} f_{11} q_1} \frac{1}{\left(\epsilon - if_{11} + \mathbf{f} [\epsilon \mathbf{1}_{n-1} - iF_{n-1}]^{-1} \mathbf{f}^T \right)^{N/2}} \end{aligned} \quad (\text{B.6})$$

The last integral over f_{11} can be explicitly evaluated by using the formula 3.382.7 of [36]:

$$\int e^{-ifp} \frac{1}{(\beta - if)^\nu} \frac{df}{2\pi} = \frac{p^{\nu-1}}{\Gamma(\nu)} e^{-\beta p} \theta(p), \quad \text{Re}(\nu, \beta) > 0 \quad (\text{B.7})$$

where $\Gamma(\nu)$ is the Euler Gamma-function, and $\theta(x) = 1$ for $x > 0$ and zero otherwise. Taking into account $\epsilon > 0$, the result of the integration over f_{11} gives

$$\frac{1}{2\Gamma(N/2)} \theta(q_1) \left(\frac{q_1}{2}\right)^{N/2-1} \exp \left\{ -\frac{1}{2} q_1 \left(\epsilon + \mathbf{f} [\epsilon \mathbf{1}_{n-1} - iF_{n-1}]^{-1} \mathbf{f}^T \right) \right\}. \quad (\text{B.8})$$

Now the integration over the vector $d\mathbf{f}$ becomes the standard Gaussian and can be performed using (A.6) yielding the factor:

$$\left(\frac{1}{2\pi q_1} \right)^{\frac{n-1}{2}} \det^{1/2} (\epsilon \mathbf{1}_{n-1} - iF_{n-1})$$

Collecting all the factors we arrive at the recursive relation

$$\mathcal{J}_{n,N,\epsilon}(\hat{Q}) = \frac{\pi^{-\frac{n-1}{2}}}{2^n \Gamma(N/2)} \left(\frac{q_1}{2}\right)^{\frac{N-n-1}{2}} \theta(q_1) e^{-\frac{1}{2}\epsilon q_1} \mathcal{J}_{n-1,N-1,\epsilon}(\hat{Q}_{n-1}) \quad (\text{B.9})$$

This relation can be iterated further, and assuming $N > n$ we arrive at the last step to (B.7) which gives

$$\mathcal{J}_{1,N-n+1,\epsilon}(q_n) = \frac{1}{2\Gamma\left(\frac{N-n+1}{2}\right)} \left(\frac{q_n}{2}\right)^{\frac{N-n-1}{2}} \theta(q_n) e^{-\frac{1}{2}\epsilon q_n} \quad (\text{B.10})$$

and serves as an "initial condition" for our iteration scheme. This immediately yields the result:

$$\mathcal{J}_{n,N,\epsilon}(Q) = \frac{1}{2^{\frac{Nn}{2}} \pi^{\frac{n(n-1)}{4}}} \frac{1}{\prod_{j=0}^{n-1} \Gamma\left(\frac{N-j}{2}\right)} \det^{\frac{N-n-1}{2}} [Q] e^{-\frac{1}{2}\epsilon \text{Tr} Q} \prod_{j=1}^n \theta(q_j) \quad (\text{B.11})$$

for $N \geq n + 1$. As $\mathcal{J}_\epsilon(Q) = (2\pi)^{\frac{Nn}{2}} \mathcal{J}_{n,N,\epsilon}(Q)$, in the limit $\epsilon \rightarrow 0$ the above relation yields precisely the required identity (47).

Appendix C. Parisi matrix, its eigenvalues and evaluation of traces in the replica limit.

We start with describing the well known structure of the $n \times n$ matrix Q in the Parisi parametrisation, see Fig.12a. At the beginning we set n diagonal entries $q_{\alpha\alpha}$ all to the same value $q_{\alpha\alpha} = 0$. This value will be maintained at every but last step of the recursion. The off-diagonal part of the matrix Q in the Parisi scheme is built recursively as follows. At the first step we single out from the $n \times n$ matrix Q the chain consisting of n/m_1 blocks of the size $m_1 \leq n$, each situated on the main diagonal. All off-diagonal entries $q_{\alpha\beta}$, $\alpha \neq \beta$ inside those blocks are filled in with the same value $q_{\alpha\beta} = q_1 \leq 0$, whereas all the remaining $n^2(1 - 1/m_1)$ entries of the matrix Q are set to the value $0 < q_0 \leq q_1$. The latter entries remain from now on intact to the end of the procedure, whereas some entries inside the diagonal $m_1 \times m_1$ blocks will be subject to a further modification. At the next step of iteration in each of those diagonal blocks of the size m_1 we single out the chain of m_2/m_1 smaller blocks of the size $m_2 \leq m_1$, each situated on the main diagonal. All off-diagonal entries $q_{\alpha\beta}$, $\alpha \neq \beta$ inside those sub-blocks are filled in with the same value $q_{\alpha\beta} = q_2 \geq q_1$, whereas all the remaining entries of the matrix Q hold their old values. At the next step only some entries inside diagonal blocks

of the size m_2 will be modified., etc. Iterating this procedure step by step one obtains after k steps a hierarchically built structure characterized by the sequence of integers

$$n = m_0 \geq m_1 \geq m_2 \geq \dots \geq m_k \geq m_{k+1} = 1 \quad (\text{C.1})$$

and the values placed in the diagonal blocks of the Q matrix satisfying:

$$0 < q_0 \leq q_1 \leq q_2 \leq \dots \leq q_k \quad (\text{C.2})$$

Finally, we complete the procedure by filling in the n diagonal entries $q_{\alpha\alpha}$ of the matrix Q with one and the same value $q_{\alpha\alpha} = q_d \geq q_k$.

For the subsequent analysis we need the eigenvalues of the Parisi matrix Q . Those can be found easily together with the corresponding eigenvectors built according to a recursive procedure which uses the sequence Eq.(C.1). It is convenient to visualize eigenvectors as being "strings" of n boxes numbered from 1 to n , with l^{th} component being a content of the box number l .

At the first step $i = 1$ we choose the eigenvector to have all n boxes filled with the same content equal to unity. The corresponding eigenvalue is non-degenerate and equal to

$$\lambda_1 = q_d + q_k(m_k - 1) + q_{k-1}(m_{k-1} - m_k) + \dots + q_1(m_1 - m_2) + q_0(m_0 - m_1) \quad (\text{C.3})$$

Now, at the subsequent steps $i = 2, 3, \dots, k + 2$ one builds eigenvectors by the following procedure. The string of n boxes of an eigenvector belonging to i^{th} family are subdivided into n/m_{i-1} substrings of the length m_{i-1} , and numbered accordingly by the index $j = 1, 2, \dots, n/m_{i-1}$. All m_{i-1} boxes of the first substring $j = 1$ are filled invariably with all components equal to 1. Next we fill m_{i-1} boxes in one (and only one) of the remaining $\frac{n}{m_{i-1}} - 1$ substrings with all components equal to -1 . In doing so we however impose a constraint that the substrings with the indices j given by $j = 1 + l \frac{m_{i-2}}{m_{i-1}}$ should be excluded from the procedure, with l being any integer satisfying $1 \leq l \leq \frac{n}{m_{i-2}} - 1$. After the choice of a particular substring is made, we fill all $n - 2m_{i-1}$ boxes of the remaining substrings with identically zero components. It is easy to see that all $d_i = n/m_{i-1} - n/m_{i-2}$ different eigenvectors of i^{th} family built in such a way correspond to one and the same d_i -degenerate eigenvalue

$$\lambda_i = q_d + q_k(m_k - 1) + q_{k-1}(m_{k-1} - m_k) + \dots + q_{i-1}(m_{i-1} - m_i) - q_{i-2}(m_{i-1}) \quad (\text{C.4})$$

In this way we find all n possible eigenvalues, the last being equal to

$$\lambda_{k+2} = q_d - q_k m_{k+1} \equiv q_d - q_k. \quad (\text{C.5})$$

The completeness of the procedure follows from the fact that sum of all the degeneracies d_i is equal to

$$1 + \left(\frac{n}{m_1} - 1 \right) + \left(\frac{n}{m_2} - \frac{n}{m_1} \right) + \dots + \left(\frac{n}{m_{k+1}} - \frac{n}{m_k} \right) = n$$

Note that all the found eigenvalues are positive due to inequalities Eq.(C.2) between various q_i , which is required by the positive definiteness of the matrix Q . Note also that all eigenvectors built in this way are obviously linearly independent, although the eigenvectors belonging to the same family are not orthogonal. The latter fact however does not have any bearing for our considerations.

To facilitate the subsequent treatment it is convenient to introduce the following (generalized) function of the variable q , see Fig.12b:

$$x(q) = n + \sum_{l=0}^k (m_{l+1} - m_l) \theta(q - q_l) \quad (\text{C.6})$$

where we use the notation $\theta(z)$ for the Heaviside step function: $\theta(z) = 1$ for $z > 0$ and zero otherwise. In view of the inequalities Eq.(C.1,C.2) the function $x(q)$ is piecewise-constant non-increasing, and changes between n and 1 as follows:

$$x(q < q_0) = m_0 \equiv n, \quad x(q_0 < q < q_1) = m_1, \dots, \quad x(q_{k-1} < q < q_k) = m_k, \quad x(q > q_k) = m_{k+1} \equiv 1 \quad (\text{C.7})$$

Comparison of this form with Eq.(C.6) makes evident the validity of a useful inversion formula:

$$\frac{1}{x(q)} = \frac{1}{n} + \sum_{l=0}^k \left(\frac{1}{m_{l+1}} - \frac{1}{m_l} \right) \theta(q - q_l) \quad (\text{C.8})$$

which will be exploited by us shortly.

As observed by Crisanti and Sommers[37] one can represent the eigenvalues Eq.(C.4) of the Parisi matrix in a compact form via the following remarkable identities:

$$\lambda_1 = \int_0^{q_d} x(q) dq = nq_0 + \int_{q_0}^{q_d} x(q) dq, \quad \lambda_{i+2} = \int_{q_i}^{q_d} x(q) dq, \quad i = 0, 1, \dots, k \quad (\text{C.9})$$

As a consequence, these relations imply for any analytic function $g(x)$ the identity

$$\frac{1}{n} \text{Tr} [g(Q)] = \frac{1}{n} \sum_{i=1}^{k+2} g(\lambda_i) d_i = \frac{1}{n} g \left(nq_0 + \int_{q_0}^{q_d} x(q) dq \right) + \sum_{l=0}^k \left(\frac{1}{m_{l+1}} - \frac{1}{m_l} \right) g \left(\int_{q_l}^{q_d} x(q) dq \right) \quad (\text{C.10})$$

Next one observes that taking the derivative of the generalized function from Eq.(C.8) produces

$$\frac{d}{dq} \left[\frac{1}{x(q)} \right] = \sum_{l=0}^k \left(\frac{1}{m_{l+1}} - \frac{1}{m_l} \right) \delta(q - q_l). \quad (\text{C.11})$$

This fact allows one to rewrite the sum in Eq.(C.10) in terms of an integral, yielding

$$\frac{1}{n} \text{Tr} [g(Q)] = \frac{1}{n} g \left(nq_0 + \int_{q_0}^{q_d} x(q) dq \right) + \int_{q_0-0}^{q_k+0} g \left(\int_q^{q_d} x(\tilde{q}) d\tilde{q} \right) \frac{d}{dq} \left[\frac{1}{x(q)} \right] dq,$$

where the short-hand notation $q \pm 0$ designates the limit from below/above. Further performing integration by parts, and using $x(q > q_k) = 1$, $x(q < q_0) = n$, we finally arrive at

$$\frac{1}{n} \text{Tr} [g(Q)] = \frac{1}{n} \left[g \left(nq_0 + \int_{q_0}^{q_d} x(q) dq \right) - g \left(\int_{q_0}^{q_d} x(q) dq \right) \right] + \int_{q_0}^{q_k} g' \left(\int_q^{q_d} x(\tilde{q}) d\tilde{q} \right) dq + g(q_d - q_k). \quad (\text{C.12})$$

We are actually interested in the replica limit $n \rightarrow 0$. According to the Parisi prescription in such a limit the inequality Eq.(C.1) should be reversed:

$$n = 0 \leq m_1 \leq m_2 \leq \dots \leq m_k \leq m_{k+1} = 1 \quad (\text{C.13})$$

and the function $x(q)$ is now transformed to a non-decreasing function of the variable q in the interval $q_0 \leq q \leq q_k$, and satisfying outside that interval the following properties

$$x(q < q_0) = 0, \quad \text{and} \quad x(q > q_k) = 1. \quad (\text{C.14})$$

In general, such a function also depends on the increasing sequence of k parameters m_l described in Eq.(63) .

The form of Eq.(C.12) makes it easy to perform the limit $n \rightarrow 0$ explicitly, and to obtain after exploitation of Eq.(62) an important identity Eq.(64) helping to evaluate the traces in the replica limit. Finally, let us mention the existence of an efficient method of the "replica Fourier transform" allowing one to diagonalise (and otherwise work) with much more general types of hierarchical matrices, see [20] for more details.

Appendix D. Stability analysis of the saddle-point solution

Our starting point is the functional $\Phi_n(Q)$ from (50) whose extrema we look for in the space of positive definite matrices Q constrained to have the diagonal entries $q_{aa} = R^2$. The independent variables are all off-diagonal entries $q_{(ab)}$ where (ab) stands for $n(n-1)/2$ "ordered" pairs with $a < b$, and the stationary values are found from the equations (A.3). The stability matrix in this space is given by $A_{(ab),(cd)} = \frac{\partial^2}{\partial q_{(ab)} \partial q_{(cd)}} \Phi_n(Q)$ which should be evaluated at the saddle-point solution. In a general situation we should distinguish three types of entries of that matrix: the diagonal entries

$$A_{(ab),(ab)} = \left[(Q^{-1})_{aa} (Q^{-1})_{bb} + (Q^{-1})_{ab}^2 \right] - \gamma \frac{1}{(R^2 - q_{ab} + 1)^2}, \quad (\text{D.1})$$

the entries for the case when the ordered pairs (ab) and (cd) share one common replica, that is

$$A_{(ab),(ac)} = \left[(Q^{-1})_{aa} (Q^{-1})_{bc} + (Q^{-1})_{bc} (Q^{-1})_{ab} \right], \quad b < c \quad (\text{D.2})$$

and a similar expression for $A_{(ab),(cb)}$, $a < c$, and finally the entries for the ordered pairs (ab) and (cd) which do not share any common replica:

$$A_{(ab),(cd)} = \left[(Q^{-1})_{ac} (Q^{-1})_{bd} + (Q^{-1})_{ad} (Q^{-1})_{bc} \right], \quad (\text{D.3})$$

If we are interested in investigating stability of the replica-symmetric solution, we should substitute to the above equations $q_{ab} = q_0, \forall a \neq b$ as well as $(Q^{-1})_{aa} = p_d, \forall a$ and $(Q^{-1})_{ab} = p_0, \forall a < b$, with p_d and p_0 taken from (55,56). This gives for the entries of the stability matrix

$$A_{(ab),(ab)} \equiv A_1 = p_d^2 + p_0^2 - \gamma \frac{1}{(R^2 - q_0 + 1)^2}, \quad A_{(ab),(ac)} \equiv A_2 = p_0 p_d + p_0^2 \quad (\text{D.4})$$

and $A_{(ab),(cd)} \equiv A_3 = 2p_0^2$. As discovered by De Almeida and Thouless [19] the eigenvalues/eigenvectors of such $n(n-1)/2 \times n(n-1)/2$ matrix can be found explicitly. There are three families of eigenvectors. The first family consists of a single "replica-symmetric" eigenvector \mathbf{e}_1 with all components $[\mathbf{e}_1]_{(ab)} = 1$. The corresponding eigenvalue is equal to the sum of all entries in one row of A that is $\lambda_1 = A_1 + 2(n-2)A_2 + \frac{(n-2)(n-3)}{2}A_3$. Next family consists of $d_2 = n-1$ eigenvectors \mathbf{e}_2^c , $c = 1, \dots, n-1$ with one replica index c singled out. For example, suppose that $c = 1$, then $[\mathbf{e}_2^1]_{(ab)} = \frac{n-2}{2}$ if $a = 1$ or $b = 1$, and $[\mathbf{e}_2^1]_{(ab)} = -1$ otherwise (note that such eigenvector is orthogonal to \mathbf{e}_1). The corresponding eigenvalue shared by all the eigenvectors in the family is $\lambda_2 = A_1 + (n-4)A_2 - (n-3)A_3$. Finally, third family consists of $d_3 = \frac{n(n-3)}{2}$ eigenvectors $\mathbf{e}_3^{(cd)}$ with an ordered pair of replica indices $c < d$ singled out. For example, if $(cd) = (12)$ then components of the corresponding eigenvector are $[\mathbf{e}_3^{(12)}]_{(12)} = \xi$, $[\mathbf{e}_3^{(11)}]_{(ab)} = \psi$ if $a = 1, 2$ or $b = 1, 2$, and otherwise $[\mathbf{e}_3^{(11)}]_{(ab)} = \rho$ where the values of ξ, ψ, ρ should be chosen to make $\mathbf{e}_3^{(11)}$ orthogonal to $\mathbf{e}_2^{(1)}$ and \mathbf{e}_1 . The eigenvalue shared by the third family turns out to be given by an n -independent expression $\lambda_3 = A_1 - 2A_2 + A_3$. Since $1 + d_2 + d_3 = n(n-1)/2$ no more eigenvalues are possible.

It is well known in general (and can be easily checked for our model) that it is third family which gives rise to "dangerous" fluctuations breaking down the replica symmetry of the saddle-point solution in the limit $n \rightarrow 0$ below some critical temperature T_c at which λ_3 vanishes. Substituting the expressions (D.4) into λ_3 and using the relation (57) we find that the condition $\lambda_3 = 0$ is equivalent to

$$\frac{1}{R^2 - q_0} = \frac{\gamma^{1/2}}{R^2 - q_0 + 1}. \quad (\text{D.5})$$

Finally, using for the combination $R^2 - q_0 \equiv d_0$ the equation (59) we find after simple algebra that the critical value of the parameter $\sqrt{\gamma} = \beta g$ is given by $\sqrt{\gamma}_c = \frac{R^2+1}{R^2-1}$ as was quoted in the text.

Let us now turn to the stability issue for the one-step RSB solution which we claimed to be the correct choice below the critical temperature. According to Fig.12a the one-step solution is characterized by the matrices Q with all diagonal entries still equal to R^2 , and two different values of the off-diagonal entries $q_1 > q_0$. The size of blocks containing q_1 is equal to m . Such more complicated structure of Q generates more types of different elements in the stability matrix A , and although its eigenvalues/eigenvectors can be still successfully found [16], actual analysis becomes long. Referring the interested reader to Appendix B3 of [16] for a detailed exposition, we give below a very brief summary of the the outcome of the procedure. Actually the stability analysis of [16] was performed for models with general random potential characterized by the covariance $\langle V(\mathbf{x}_1) V(\mathbf{x}_2) \rangle = N f((\mathbf{x}_1 - \mathbf{x}_2)^2/2N)$. It was found that the matrix A in that general case has nine different eigenvector families, and the stability is controlled by two of them with eigenvalues given by

$$\Lambda_0^* = \left[\frac{1}{R^2 - q_1 + m(q_1 - q_0)} - \frac{1}{T} \sqrt{f''(R^2 - q_0)} \right] \left[\frac{1}{R^2 - q_1 + m(q_1 - q_0)} + \frac{1}{T} \sqrt{f''(R^2 - q_0)} \right] \quad (\text{D.6})$$

and

$$\Lambda_K^* = \left[\frac{1}{R^2 - q_1} - \frac{1}{T} \sqrt{f''(R^2 - q_1)} \right] \left[\frac{1}{R^2 - q_1} + \frac{1}{T} \sqrt{f''(R^2 - q_1)} \right], \quad (\text{D.7})$$

assuming $f''(x) > 0$. If both of the above eigenvalues are non-negative, and the second derivative $f''(x)$ is monotonically decreasing with x then all the remaining seven eigenvalues are strictly positive and the system is stable.

It is easy to understand that the logarithmic case (11) considered in this paper is recovered, after all due rescalings in the limit $N \gg 1$, by the choice $f(x) = -g^2 \ln(x+1)$ so that $\frac{1}{T} \sqrt{f''(x)} = \frac{\sqrt{\gamma}}{x+1}$. Using now the equilibrium values for the parameters q_1, q_0, m given in (77) one finds after a straightforward algebra that the first brackets in (D.6),(D.7) identically vanish leaving us with $\Lambda_0^* = \Lambda_K^* = 0$ *everywhere* in the low-temperature phase. This implies indeed that the corresponding one-step RSB solution is *marginally* stable.

- [1] Paladin G and Vulpiani A *Phys. Rep.* **156** (1987) 147
- [2] Evers F and Mirlin AD, *Rev. Mod. Phys.* **80** (2008) 1355
- [3] Foster MS, Ryu S, and Ludwig AWW *Phys. Rev. B* **80** (2009) 075101
- [4] Monthus C and Garel T *Phys. Rev. E* **75** (2007), Art. No. 051122
- [5] Fyodorov YV *J. Stat. Mech.* (2009) P07022 [e-preprint arXiv:0903.2502]
- [6] Mandelbrot B *Physica A* **163** (1990), 306; Chabra AB and Sreenivasan KR *Phys. Rev. A* **43** (1990) 1114
- [7] see e.g. Eq.(2.30) of [?].
- [8] Van Kampen NG *Stochastic Processes in Physics and Chemistry* (3rd ed., North-Holland, 2007)
- [9] Duplantier B and Sheffield S (2008), e-preprint arXiv:0808.1560 [math.PR]
- [10] Bolthausen E, Deuschel J-D and Giacomin G (2001) *Ann. Probab.* **29** (2001) 1670; Daviaud O, *Ann. Prob.* **34** (2006), 962.
- [11] Schmitt FG *Eur. Phys. J. B* **34** (2003) 85 ; Schmitt FG and Chainais F *Eur. Phys. J. B* **58**, (2007) 149
- [12] Derrida B, Spohn H *J.Stat.Phys.* **51** (1988) 817
- [13] Bramson M *Mem. Am. Math. Soc.* **44** (1983) 285
- [14] Percus JK , *Comm. Pure and Appl. Math.* **40** (1986) 449

- [15] Fyodorov YV , *Nuclear Phys. B* **621** (2002), 643
- [16] Fyodorov YV and Sommers H-J *Nucl. Phys. B [FS]* **764** (2007), 128
- [17] Fyodorov YV and Bouchaud JP *J. Phys.A: Math.Theor* **41** (2008) 324009
- [18] Mezard M, Parisi G and Virasoro MA , "Spin glass theory and beyond" (World Scientific, Singapore, 1987)
- [19] de Almeida JRL and Thouless DJ *J.Phys.A* **11** (1978) 983
- [20] De Dominicis C , Giardina I "Random Fields and Spin Glasses" (Cambridge University Press, 2006)
- [21] Klimovsky A (2009), "Parisi landscapes in high-dimensional Euclidean spaces", talk at the workshop "Mathematical Models from Physics and Biology", April 2009, Bonn, Germany
- [22] Monthus C, Bouchaud J-P 1996 *J. Phys. A: Math. Gen.* **29** 3847; Ben Arous G, Cerny J, 2006, *Dynamics of trap models*, arXiv:math.PR/0603344.
- [23] Derrida B *Phys. Rev. B* **24** (1981) 2613
- [24] Gardner E and Derrida B *J.Phys.A* **22** (1989) 1975
- [25] Carpentier D and Le Doussal P *Phys. Rev. E* **63** (2001), 026110
- [26] Chamon C, Mudry C and Wen X-G *Phys. Rev. Lett.* **77** (1996) 4194; Castillo H E, Chamon C C, Fradkin E, Goldbart P M, and Mudry C *Phys. Rev. B* **56** (1997) 10668
- [27] Saakian DB , *Phys. Rev. E* 65 (2002) 067104
- [28] Bovier A 2006, *Statistical Mechanics of Disordered Systems: a Mathematical Perspective* (Cambridge University Press)
- [29] Bouchaud J-P and Mézard M *J. Phys. A: Math. Gen.* **30** (1997) 7997
- [30] Fyodorov YV and Bouchaud JP *J. Phys.A: Math.Theor* **41** (2008) 372001
- [31] Fyodorov YV, Le Doussal P, and Rosso A, *J. Stat. Mech.* (2009) P10005 [e-preprint arXiv:0907.2359 [cond-mat.dis-nn]]
- [32] Muzy J-F, Delour J, and Bacry E *Eur. Phys. J. B* **17** (2000) 537 Bacry E, Delour J, and Muzy J-F *Phys. Rev. E* **64** (2001) 026103; Bacry E, Muzy J-F *Comm. Math. Phys.* **236** (2003), 449
- [33] Ostrovsky D, *J. Stat. Phys.* **127** (2007), 935 and *Comm. Math. Phys.* **288** (2009) 287
- [34] Kogan II, Mudry C, and Tselik AM *Phys. Rev. Lett.* **77** (1996) 707
- [35] Saakian DB *J. Stat. Mech.* (2009) P07003
- [36] Gradshteyn I S, and Ryzhik I M , *Table of Integrals, Series, and Products, 6th ed. Academic Press, 2000*
- [37] Crisanti A, Sommers H-J *Z. Phys. B* **87**(1992) 341