

# Are black holes big enough to quench cooling in cluster cool cores?

Mateusz Ruszkowski

*Dept. of Astronomy, The University of Michigan, 500 Church Street, Ann Arbor, MI 48109, USA  
The Michigan Center for Theoretical Physics, 3444 Randall Lab, 450 Church St, Ann Arbor, MI 48109, USA*

**Abstract.** Total energy arguments (e.g., Fabian et al. 2002) suggest that black holes need to have masses significantly in excess of the prediction from the classic  $M_{bh} - \sigma$  relation in order to offset the cooling losses in massive cool core clusters. This suggests that the black holes may be too small to "power" such clusters. However, Lauer et al. (2007) argue that the  $M_{bh} - L$  relationship is a better predictor of black hole masses in high luminosity galaxies and that this relationship predicts significantly higher masses in BCGs. They find slow increase in  $\sigma$  with  $L$  and a more rapid increase in effective radii with  $L$  seen in BCGs as opposed to less luminous galaxies. Motivated by these results and the theoretical work of Boylan-Kolchin et al. (2006) on isolated mergers, we perform high-resolution cosmological simulations of dry mergers in a massive galaxy cluster identified in the *Millennium Run* including both the dark matter halos and stellar bulges of merging galaxies. We demonstrate that the BCG clearly evolves away from the size-luminosity relation as defined by the smaller galaxies (i.e., the relation bends) and we also see a bending in the  $L - \sigma$  relation. As  $M_{bh}$  is expected to be proportional to the mass and luminosity of the stellar bulge of the BCGs (if they were formed in predominantly dissipationless mergers), our findings are consistent with those of Lauer et al. (2007) on a qualitative level and suggest that the black holes in BCGs may indeed be more massive than predicted from the standard  $M - \sigma$  relation.

**Keywords:** brightest cluster galaxies, black holes, cool cores

**PACS:** 98.65.Cw, 98.65.Fz, 98.65.Hb, 98.70.Dk

## INTRODUCTION

The brightest cluster galaxies (BCGs) are special. They are the most massive and luminous galaxies in the universe. They are typically located in the very centers of clusters of galaxies which indicate that their formation is closely linked to that of the clusters themselves. Their formation history is therefore distinct from typical elliptical galaxies. Recent analysis by [1] shows that BCGs are also more likely to host active galactic nuclei (AGNs) than other galaxies of the same stellar mass. This indicates that the supermassive black holes hosted by these objects play a pivotal role in quenching cooling flows and star formation in clusters.

## BLACK HOLE MASSES AND HEATING OF COOL CORES

BCGs have been recently shown to lie off the standard scaling relations of early-type galaxies (e.g., [5]). In particular, they show excess luminosity (or stellar mass) above the prediction of the standard Faber-Jackson relation at high galaxy masses. This hints

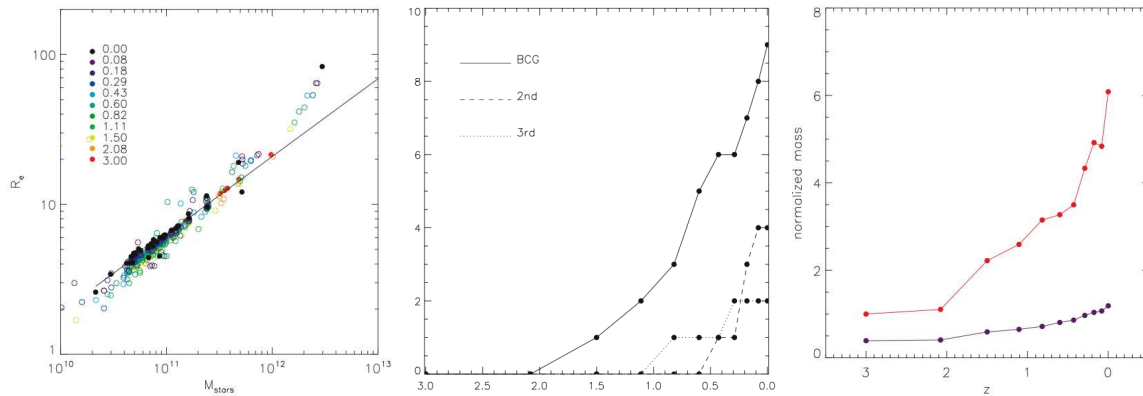
at the interesting possibility that their black hole masses may be larger than estimated from the  $M - \sigma$  relation. It has been demonstrated that the amount of star formation in BCGs is comparatively low (e.g., O’Dea, these proceedings; Hicks, these proceedings). Under such conditions mergers between the BCG and other massive ellipticals should preserve the ratio between the stellar mass of the merger remnant and the final mass of its central supermassive black hole. Therefore, any observed departure from the standard slope of the  $L - \sigma$  relation should translate into bending in the  $M - \sigma$  relation.

It has been recognized that simple arguments based on the overall balance of the energy supplied by AGN and the energy lost to radiative cooling in cool cores over cluster lifetime imply that the masses of the central black holes should be larger than expected from the standard  $M - \sigma$  relation ([3, 4]). More specifically, assuming standard efficiency of 10% of conversion of accreted mass to energy, the masses of black holes in the hottest clusters would have to exceed  $10^{10}M_{\text{sol}}$ . Alternatively, the efficiencies of these black holes would have to appreciably exceed 10%.

Motivated by the observational findings of [5] and theoretical work of [2] on the effect of isolated dry mergers on scaling relations, we performed cosmological simulations of the formation of brightest cluster galaxies. The details of the methodology can be found in [6]. In brief, we identified a very massive cluster in the *Millennium Run* and traced it back to  $z = 127$ . The initial conditions in the corresponding region were refined beyond the *Millennium Run* resolution and the simulation was evolved to  $z = 3$ . At this redshift we replaced the most massive halos in a protocluster by galaxy models consisting of dark matter and stars. We then evolved the cluster to  $z = 0$ . This approach enabled us to include numerous galaxy mergers in a self-consistent fashion while also taking into account the effect of the cluster potential on the properties of the forming BCG.

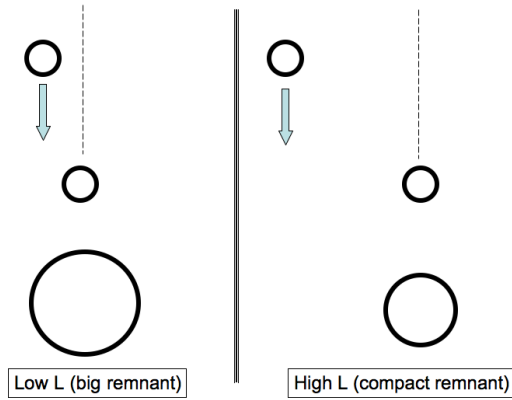
## RESULTS

Figure 1 (left panel) shows the evolution of the relation between the half-light radius and the stellar mass within that radius. This relation is similar to the Kormendy relation. The initial ( $z = 3$ ) and final ( $z = 0$ ) models are represented by the red and black points, respectively. Intermediate redshifts are marked by open circles with colors as given in the inset. The figure demonstrates that, while smaller mass galaxies show relatively little evolution, the BCG clearly gains a substantial amount of mass and increases in size. Interestingly, it clearly evolves off the extrapolation of the initial radius-mass relation. This effect has been reported in the observational work of [5]. This “puffing-up” effect is driven by a large number of mergers that the BCG experiences during the formation process. Figure 2 (middle panel) demonstrates that the BCG does indeed experience many more mergers than any other galaxy in the cluster. Consequently, these mergers tend to mix the stars, that are more centrally located, with the dark matter which, in turn, leads to the increase in the half-light radius of the BCG. A direct consequence of this mixing process is the increase in the mass-to-light ratio for the BCG (i.e., the BCG becomes much “darker” for a given stellar mass). This is shown in the right panel in Figure 1.

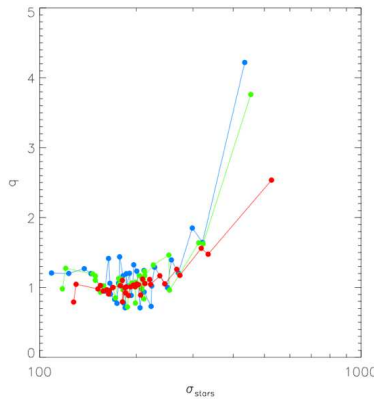


**FIGURE 1.** Left panel: Half-light radius vs. stellar mass relation. Filled red circles are for the initial models at  $z = 3$  and the black ones are for  $z = 0$ . Intermediate redshift data are shown as open circles and distributed in redshift according to the color scale given in the upper left corner. Middle panel: cumulative number of mergers experienced by the three most massive galaxies in the cluster as a function of redshift. Right panel: Mass in the dark matter (red, top) and stellar (violet, bottom) components for the BCG as a function of redshift.

**Black hole mass bias in BCGs** Merging of the central BCG with cluster galaxies tends to occur on more elongated, lower angular momentum orbits than in the case of the mergers between field galaxies. Galaxies on lower angular momentum orbits need to lose less angular momentum to complete the merger. Consequently, the merger remnant is more extended compared to the size of the remnant resulting from a merger of galaxies on high angular momentum orbit (see Figure 2). Now, the size of the merger remnant affects its final velocity dispersion. That is, more extended remnants have relatively lower velocity dispersions. This means that the BCGs, that form as a result of mergers with galaxies on orbits that are biased toward low angular momentum (i.e., more “radial” mergers), tend to be more extended and, consequently, have somewhat lower velocity dispersions than they would have if the mergers were not “radially-biased”. In other words, the BCG lies somewhat above the extrapolated Faber-Jackson relation defined by other (less massive) massive ellipticals in the cluster. Figure 3 shows the ratio between the simulated Faber-Jackson relation and its equivalent defined by other ellipticals belonging to the cluster. This figure clearly demonstrates that the BCG departs from the extrapolated trend. As the final assembly of the BCG is likely dominated by dissipationless mergers, any bend in the Faber-Jackson relation can be translated into the bend in the (log-log) relation between the mass in the stellar component and its velocity dispersion. If indeed the mergers are predominantly dry, then the mass ratio between the stellar component and the central supermassive black hole should be preserved. Since the stellar mass of the BCG for a given velocity dispersion is boosted, so should be the masses of the supermassive black holes in its center. If so, this mechanism would be one way to reconcile the total energy requirements in cool cores with the amount of heating supplied by the central AGN.



**FIGURE 2.** The effect of the orbital parameters of the merging galaxies on the remnant size.



**FIGURE 3.** Theoretical boost in the central black hole mass beyond the expectation based on the  $M - \sigma$  relation. The curves are for different apertures measured in terms of the varying fraction of the half-light radius (1/16, 1/8, 1), from top to bottom. For higher apertures around the BCG, the cluster potential has an effect on the inferred velocity dispersions.

## ACKNOWLEDGMENTS

M.R. thanks V. Springel (co-author of the paper on which these proceedings are based), A. von der Linden, Monica Valluri, Marta Volonteri, M. Boylan-Kolchin, M. Dotti, O. Moeller, E. Bell, A. Romanowsky, and S. White for many stimulating discussions.

## REFERENCES

1. Best, P. N. et al. 2007, *MNRAS*, 379, 894
2. Boylan-Kolchin, M., Ma, C.-P., & Quataert, E. 2006, *MNRAS*, 369, 1081
3. Fabian, A. C., Voigt, L. M., & Morris, R. G. 2002, *MNRAS*, 335, L71
4. Fujita, Y., & Reiprich, T. H. 2004, *MNRAS*, 612, 797
5. Lauer, T. R., et al. 2007, *ApJ*, 662, 808
6. Ruszkowski, M., & Springel, V. 2009, *ApJ*, 696, 1094