

Eulerian and Lagrangian propagators for the adhesion model (Burgers dynamics)

Francis Bernardeau and Patrick Valageas

Service de Physique Théorique, CEA/DSM/SPhT,

Unité de recherche associée au CNRS, CEA/Saclay, 91191 Gif-sur-Yvette cédex

(Dated: March 8, 2021)

Motivated by theoretical studies of gravitational clustering in the Universe, we compute propagators (response functions) in the adhesion model. This model, which is able to reproduce the skeleton of the cosmic web and includes nonlinear effects in both Eulerian and Lagrangian frameworks, also corresponds to the Burgers equation of hydrodynamics. Focusing on the one-dimensional case with power-law initial conditions, we obtain exact results for Eulerian and Lagrangian propagators. We find that Eulerian propagators can be expressed in terms of the one-point velocity probability distribution and show a strong decay at late times and high wavenumbers, interpreted as a “sweeping effect” but not a genuine damping of small-scale structures. By contrast, Lagrangian propagators can be written in terms of the shock mass function – which would correspond to the halo mass function in cosmology – and saturate to a constant value at late times. Moreover, they show a power-law dependence on scale or wavenumber which depends on the initial power-spectrum index and is directly related to the low-mass tail of the shock mass function. These results strongly suggest that Lagrangian propagators are much more sensitive probes of nonlinear structures in the underlying density field and of relaxation processes than their Eulerian counterparts.

PACS numbers: 98.80.-k, 98.80.Bp, 98.65.-r, 47.27.Gs

I. INTRODUCTION

The formation of the large-scale structures observed in the present Universe is an important topic of modern cosmology [1]. In the standard scenario, these large-scale structures (such as galaxies, clusters of galaxies, filaments and large voids) have formed through the amplification by gravitational instability of small primordial Gaussian fluctuations, with a nearly scale-invariant power spectrum, generated by an early inflationary stage. Within the concordant model of cosmology (see for instance [2] for comparison with current observational data), where the dynamics has been governed since $z \sim 3000$ by a collisionless dark matter component (although dark energy dominates the expansion at about $z < 1$), this gives rise to a hierarchical evolution, as increasingly larger scales turn nonlinear (very large scales being in the linear Gaussian regime and small scales in the highly nonlinear regime). Today, scales beyond ~ 10 Mpc are well described by linear theory while scales below ~ 1 Mpc are within the highly nonlinear regime.

The highly nonlinear regime has proved very difficult to handle by analytical tools so far (see for instance [3]), and one must resort to numerical simulations and phenomenological models (such as the halo model [4]) which involve some free parameters that are fitted to numerical results. However, weakly nonlinear scales remain within the reach of systematic analytical methods, based on various perturbative schemes. This regime is of great practical interest, as it is the focus of several observational probes that aim at measuring the recent expansion history of the Universe and the growth of density fluctuations to constrain cosmology. This is the case for instance of baryon acoustic oscillation studies [5, 6] and weak lensing surveys [7]. Moreover, on these large scales

the system can be described through an hydrodynamical approach [1], which greatly simplifies the problem as compared with the full Vlasov equation that would be required to describe small scales where multi-streaming plays a key role [8].

This has led to renewed interest in perturbation theory techniques, in order to increase the range where analytical results apply. In the standard perturbative approach (see [3] for a review), the equations of motion for the density contrast and velocity fields, $\delta(\mathbf{x}, t)$ and $\mathbf{v}(\mathbf{x}, t)$, are solved as expansions over powers of the linear growing modes $\delta_L(\mathbf{x}, t)$ and $\mathbf{v}_L(\mathbf{x}, t)$. Then, truncating these series at a given order and next performing the average over the Gaussian initial conditions yields the statistical quantities of interest, such as the density power spectrum (which is the Fourier transform of the two-point density correlation). As described in [9, 10], it is possible to reorganize these perturbative expansions in terms of statistical quantities of interest, such as the two-point correlations and propagators, and to perform partial resummations to improve the convergence. Alternatively, writing the equations of motion in terms of the two-point correlations and propagators themselves, one obtains an infinite hierarchy of equations (because one starts from nonlinear equations of motion) that must be truncated at some order. This can be done in many ways, using systematic expansions of path-integral formulations of the dynamics [11, 12, 13] or closure methods that truncate the hierarchy, written as a set of relations between the n and $n + 1$ correlations, by using some approximation at a level $n + 1$ to obtain a closed system of equations for lower-order quantities [14, 15]. These methods can also be applied within a Lagrangian framework [16, 17], where the dynamics is written in terms of the displacement field. A simultaneous comparison of such approaches with numerical simulations is presented in [18].

Most of these alternative approaches to the standard perturbative expansion involve the so-called propagators, $G(\mathbf{x}, t; \mathbf{q})$, that can be seen as the cross-correlation between a nonlinear field $\phi(\mathbf{x}, t)$ and its initial condition $\phi_0(\mathbf{q})$ (or equivalently its linear growing mode $\phi_L(\mathbf{q}, t)$), as $G(\mathbf{x}, t; \mathbf{q}) = \langle \phi(\mathbf{x}, t) \phi_0(\mathbf{q}) \rangle$. They are also restrictions to $t_2 = 0$ of the more general response functions $R(\mathbf{x}_1, t_1; \mathbf{x}_2, t_2)$, that measure the mean change $\Delta\phi(\mathbf{x}_1, t_1)$ of the field at time t_1 generated by an infinitesimal perturbation $\Delta\phi(\mathbf{x}_2, t_2)$ at the earlier time $t_2 < t_1$. The partial resummation proposed in [9, 10] predicts a Gaussian decays in the nonlinear regime, of the form $e^{-D_+^2 k^2}$ where $D_+(t)$ is the linear density growth rate, which is in good agreement with numerical simulations, whereas some other approaches only yield a power-law decay [11, 14]. However, as explained in [19] this strong damping is due to a “sweeping effect” rather than to a genuine loss of memory associated with relaxation processes. Thus, extending such resummation schemes to a Lagrangian framework [17], one finds that Lagrangian propagators keep growing in the nonlinear regime instead of decaying (within these approximations).

In order to shed light on the behavior of these response functions it is desirable to obtain their properties for some closely related dynamics where exact results can be derived. This would help understanding which physical processes govern their behavior and building more realistic approximations. The simplest dynamics that arises in this context is the Zel’dovich approximation [20], where the particle displacement field is set equal to its linear prediction. Then, explicit expressions can be obtained for the correlation and response functions [9, 19], and different-time Eulerian statistics show a Gaussian decay of the form $e^{-D_+^2 k^2}$ at high wavenumbers, whereas Lagrangian statistics remain equal by construction to their linear prediction. This simplified dynamics is useful to show how such a high- k decay is produced. However, because its Lagrangian structure is so simple and it is grossly inaccurate in the highly nonlinear regime (particles keep escaping to infinity after shell-crossing) it is insufficient to shed light on the strongly nonlinear regime and on the generic properties of both Eulerian and Lagrangian statistics.

A second dynamics, which is able to handle some nonlinear effects in both Eulerian and Lagrangian frameworks, is provided by the adhesion model [21]. This adds to the Zel’dovich dynamics an infinitesimal viscosity so that particles cannot cross. This binds collapsed structures and fixes (at least at a qualitative level) the main failure of the Zel’dovich approximation (but the dynamics of collapsed halos remains non-trivial, see [22]). Numerical simulations show that this simple dynamics already provides a significant improvement over the Zel’dovich dynamics and is able to reproduce the large-scale skeleton of the cosmic web [23]. On the other hand, as seen in [21], the adhesion model also corresponds to the standard Burgers equation [24], which was originally introduced as a simplified model for hydrodynamical

turbulence and has been the subject of many studies, see [25] for a recent review. The advantage of this nonlinear dynamics is that it can be explicitly integrated, and exact results can be derived in some cases, mostly in one dimension for power-law initial conditions.

Therefore, in this article we investigate the properties of the Eulerian and Lagrangian propagators, or response functions, $R(x, t; q_0)$, obtained within this adhesion model (we do not consider here equal-time power spectra or correlation functions, which have been studied in previous works, e.g. [26, 27]). Since we are interested in exact analytical results, we focus on the one-dimensional case for power-law initial conditions, where asymptotic tails can be derived in both linear and highly nonlinear regimes. We also consider in more details the two representative cases of Brownian and white-noise initial velocity, where explicit expressions can be obtained for the full propagators. We first recall in section II how the Zel’dovich and Burgers dynamics can be derived from the cosmological gravitational dynamics and we present the one-dimensional power-law initial conditions that we consider in this paper. We also recall how the Burgers dynamics can be integrated through the Hopf-Cole transformation [28, 29] and its geometrical interpretation, and we describe the self-similar evolution that is obtained for these power-law initial conditions. Then, we study the Eulerian propagators in section III, and we recover the “sweeping effect” described above. Next, we consider the Lagrangian propagators in section IV. We derive their relation with the density field (through the shock mass function) and find as expected that their properties are quite different from their Eulerian counterparts. Finally, we conclude in section V.

II. INITIAL CONDITIONS AND GEOMETRICAL SOLUTION

A. The adhesion model

We briefly recall here how the Burgers equation appears in the cosmological context, through the “adhesion model” [21, 30]. On scales much larger than the Jeans length, both the cold dark matter and the baryons can be described as a pressureless dust. Then, neglecting orbit crossings one can use a hydrodynamical description governed by the equations of motion [1],

$$\frac{\partial \delta}{\partial \tau} + \nabla \cdot [(1 + \delta) \mathbf{v}] = 0, \quad (1)$$

$$\frac{\partial \mathbf{v}}{\partial \tau} + \mathcal{H} \mathbf{v} + (\mathbf{v} \cdot \nabla) \mathbf{v} = -\nabla \phi, \quad (2)$$

$$\Delta \phi = \frac{3}{2} \Omega_m \mathcal{H}^2 \delta, \quad (3)$$

where $\tau = \int dt/a$ is the conformal time (and a the scale factor), $\mathcal{H} = d \ln a / d\tau$ the conformal expansion rate, and Ω_m the matter density cosmological parameter. Here, δ

is the matter density contrast and \mathbf{v} the peculiar velocity. Since the vorticity field decays within linear theory [1], the velocity is usually taken to be a potential field, so that \mathbf{v} is fully specified by its divergence, $-\theta$, or by its potential, ψ , with

$$\theta = -\nabla \cdot \mathbf{v}, \quad \mathbf{v} = -\nabla \psi, \quad \text{whence} \quad \theta = \Delta \psi. \quad (4)$$

In the linear regime, one finds that the linear growing mode satisfies (using a subscript L for linearized quantities)

$$\theta_L = f \mathcal{H} \delta_L \quad \text{whence} \quad \phi_L = \frac{3\Omega_m \mathcal{H}}{2f} \psi_L, \quad (5)$$

where $f(\tau)$ is defined from the linear growing rate $D_+(\tau)$ of the density contrast by $f = d \ln D_+ / d \ln a$, and $D_+(\tau)$ is the growing solution of

$$\frac{d^2 D_+}{d\tau^2} + \mathcal{H} \frac{dD_+}{d\tau} = \frac{3}{2} \Omega_m \mathcal{H}^2 D_+. \quad (6)$$

If we make the approximation that relation (5) remains valid in the nonlinear regime, that is, we replace the Poisson equation (3) by the second Eq.(5), $\phi = 3\Omega_m \mathcal{H} \psi / (2f)$, then we obtain for the Euler equation (2):

$$\frac{\partial \mathbf{v}}{\partial \tau} + \left(1 - \frac{3}{2} \frac{\Omega_m}{f}\right) \mathcal{H} \mathbf{v} + (\mathbf{v} \cdot \nabla) \mathbf{v} = 0. \quad (7)$$

Obviously, as shown by Eq.(7), within this approximation the velocity field now evolves independently of the density field. As is well known [21], approximation (7) is actually identical to the Zel'dovich approximation [20]. Indeed, a change of variables for the velocity field yields

$$\frac{\partial \mathbf{u}}{\partial D_+} + (\mathbf{u} \cdot \nabla) \mathbf{u} = 0 \quad \text{with} \quad \mathbf{v} = \left(\frac{dD_+}{d\tau}\right) \mathbf{u}. \quad (8)$$

Equation (8) is the equation of motion of free particles, $d\mathbf{u}/dD_+ = 0$, hence the trajectories are given by

$$\mathbf{x} = \mathbf{q} + D_+(\tau) \mathbf{u}_{L0}(\mathbf{q}), \quad \mathbf{v} = \frac{dD_+}{d\tau} \mathbf{u}_{L0}(\mathbf{q}), \quad (9)$$

where \mathbf{q} is the Lagrangian coordinate and $\mathbf{s} = D_+ \mathbf{u}_{L0}$ is the displacement field that is exactly given by the linear theory. Equation (9) is the usual definition of the Zel'dovich approximation (i.e. setting $\mathbf{s} = \mathbf{s}_L$). Then, in order to prevent particles from escaping to infinity after shell-crossing, and to mimic the trapping within gravitational potential wells, one can add an infinitesimal viscosity, $\nu \Delta \mathbf{u}$, to the right-hand-side of Eq.(8), which becomes the standard Burgers equation [24]. This is the adhesion model proposed in [21] to study the formation of large-scale structures.

Numerical simulations [23] have shown that this simplified model is able to reproduce the cosmic web seen in gravitational simulations: starting with identical initial conditions it recovers the shape and the location of filaments (but the latter are now infinitesimally thin while

halos are point-like objects). From a theoretical point of view, the advantage of the adhesion model and of the Zel'dovich approximation is to provide a simpler dynamics which can be exactly solved (at least in a few non-trivial cases) while remaining close to the gravitational dynamics. In particular, the advective quadratic nonlinearities that appear in the equations of motion (1)-(2) are preserved. Then, both Zel'dovich and Burgers dynamics may be used as benchmarks to test approximation schemes devised for the gravitational dynamics [19, 31].

For the Zel'dovich dynamics it is possible to obtain explicit expressions for many quantities of cosmological interest, such as the nonlinear matter power spectrum [32, 33] and the propagators [9, 19]. They all show a Gaussian damping at high wavenumbers due to the unbounded random displacement of particles which erases all structures in the highly nonlinear regime (as particles keep traveling with their initial velocity \mathbf{u} after shell-crossing). This motivates the study of the Burgers dynamics, which avoids this spurious damping. Moreover, while the Zel'dovich dynamics is ill-defined for initial conditions with a slope $-1 < n < 1$ (because of the strong power at large wavenumbers the linear displacement field shows UV divergences), both the Burgers and the gravitational dynamics remain well-defined (as viscous sticking or gravitational trapping regularize the dynamics on small nonlinear scales). Since the range of cosmological interest is $-3 < n < 1$ it is useful to study a model that covers this domain.

However, whereas both Zel'dovich and Burgers dynamics can be explicitly integrated, the expression obtained for the latter is much more complex, see Eqs.(28)-(29) below. As applications in cosmological context require the computation of ensemble averages over the initial conditions, obtaining explicit results when the relation between the initial conditions and the final result is involved is all the more difficult. It turns out that it is only possible to derive exact results for a few specific cases, in one dimension. This is the reason why in the following we consider the one-dimensional Burgers equation, (10), and focus on power-law initial conditions.

B. Equations of motion and initial conditions

As explained above, we are led from Eq.(8) to the study of the one-dimensional Burgers equation. Thus, making the change of notation $D_+ \rightarrow t$ for simplicity, we obtain the standard one-dimensional Burgers equation for the velocity field $u(x, t)$ in the limit of zero viscosity,

$$\frac{\partial u}{\partial t} + u \frac{\partial u}{\partial x} = \nu \frac{\partial^2 u}{\partial x^2} \quad \text{with} \quad \nu \rightarrow 0^+, \quad (10)$$

while the density field still obeys the usual continuity equation (see [22] for more details),

$$\frac{\partial \rho}{\partial t} + \frac{\partial}{\partial x}(\rho u) = 0, \quad \text{with} \quad \rho(x, 0) = \rho_0. \quad (11)$$

Thus, the initial conditions are set at $t = 0$ (which corresponds to $D_+ = 0$), with a uniform density ρ_0 (which corresponds to the mean comoving matter density) and a Gaussian random velocity field $u_0(q)$. Introducing again the velocity divergence and potential as

$$u = -\frac{\partial\psi}{\partial x}, \quad \theta = -\frac{\partial u}{\partial x} = \frac{\partial^2\psi}{\partial x^2}, \quad (12)$$

and normalizing Fourier transforms as

$$\theta(x, t) = \int_{-\infty}^{\infty} dk e^{ikx} \tilde{\theta}(k, t), \quad (13)$$

the initial divergence, $-\theta_0$, is taken as Gaussian, homogeneous, and isotropic, so that it is fully described by its power spectrum $P_{\theta_0}(k)$ with

$$\langle \tilde{\theta}_0 \rangle = 0, \quad \langle \tilde{\theta}_0(k_1) \tilde{\theta}_0(k_2) \rangle = \delta_D(k_1 + k_2) P_{\theta_0}(k_1), \quad (14)$$

where δ_D is the Dirac distribution. As in [31], but restricting ourselves to one dimension, we consider power-law initial power spectra,

$$P_{\theta_0}(k) = \frac{D}{2\pi} k^{n+2} \quad \text{with} \quad -3 < n < 1, \quad (15)$$

where D is a normalization factor. Since we have $\tilde{u}(k, t) = (i/k)\tilde{\theta}(k, t)$, the initial energy spectrum is a power law,

$$\langle \tilde{u}_0(k_1) \tilde{u}_0(k_2) \rangle = \delta_D(k_1 + k_2) E_0(k_1), \quad (16)$$

with

$$E_0(k) = k^{-2} P_{\theta_0}(k) = \frac{D}{2\pi} k^n. \quad (17)$$

As can be seen from the analysis in [31], the index n introduced in Eqs.(15)-(17) also corresponds to the standard index n used in three-dimensional cosmology, where it is defined from the linear density contrast δ_L as $P_{\delta_L}^{d=3}(k) \propto k^n$. More precisely, in arbitrary dimension d one must define the initial power spectra as $P_{\theta_0}(k) \propto k^{n+3-d}$ and $E_0(k) \propto k^{n+1-d}$. Then, many properties only depend on the index n , independently of dimension d , such as the scaling laws (20) and (38) below, see [31].

Since for the standard CDM cosmology the local slope n runs from 1 at large scales to -3 at small scales, the range (15) covers the cases of cosmological interest. This interval can actually be split into two distinct classes. First, for $-1 < n < 1$, which corresponds to large power at high k (“UV-class”), the initial velocity field is homogeneous. Moreover, it is singular (e.g., a white noise for $n = 0$) but this ultraviolet divergence is regularized as soon as $t > 0$ by the infinitesimal viscosity [24]. Note that this is a non-perturbative effect and that the Zel’dovich dynamics, which lacks this regularization process, is not defined in this case. This class is the “type B initial conditions” studied in [34]: the initial velocity is the derivative of a fractional Brownian motion.

Second, for $-3 < n < -1$, which corresponds to large power at low k (“IR-class”), the initial velocity field is no longer homogeneous but only shows homogeneous increments [35] (thus the divergence, $-\theta$, is still homogeneous). This is the “type A initial conditions” of [34]: the initial velocity is a fractional Brownian motion. Then, to handle the infrared divergence at low k one must choose a reference point, such as the origin $x_0 = 0$, with $u_0(x_0) = 0$, and define the initial velocity in real space as

$$u_0(x) = \int_{-\infty}^{\infty} dk (e^{ikx} - e^{ikx_0}) \tilde{u}_0(k), \quad \text{for} \quad -3 < n < -1. \quad (18)$$

Note that because of the nonlinear advective term in the Burgers equation (10), the increments of the velocity field are no longer homogeneous for $t > 0$, which also means that the divergence $\theta(x, t)$ is no longer homogeneous either. However, at large distance from the reference point (i.e. taking the limit $|x_0| \rightarrow \infty$ or $|x| \rightarrow \infty$), we can expect to recover an homogeneous system (in terms of velocity increments and matter distribution), see [36] for more detailed discussions. This can be shown explicitly for the case $n = -2$, where the initial velocity field is a Brownian motion [26, 37]. On the other hand, we may add a low- k cutoff to the initial power spectrum and restrict ourselves to finite times and scales where the influence of the infrared cutoff is expected to vanish for equal-time statistics. This property can also be seen at a perturbative level or from numerical simulations in the three-dimensional gravitational case studied in cosmology for equal-time statistical quantities [38, 39]. This is due to the Galilean invariance of the equations of motion and also holds for the Zel’dovich dynamics [19].

Normalizing the velocity potential by $\psi_0(0) = 0$, that is,

$$\psi_0(x) = \int_0^x dx' u_0(x'), \quad (19)$$

and the velocity field by $u_0(0) = 0$ if $-3 < n < -1$, the initial conditions obey the scaling laws

$$\begin{aligned} \lambda > 0 : \quad \theta_0(\lambda x) &\stackrel{\text{law}}{=} \lambda^{-(n+3)/2} \theta_0(x), \\ u_0(\lambda x) &\stackrel{\text{law}}{=} \lambda^{-(n+1)/2} u_0(x), \\ \psi_0(\lambda x) &\stackrel{\text{law}}{=} \lambda^{(1-n)/2} \psi_0(x), \end{aligned} \quad (20)$$

where “ $\stackrel{\text{law}}{=}$ ” means that both sides have the same statistical properties.

These initial conditions can also be expressed in terms of the linear density field as follows. If we linearize the equations of motion (10)-(11) we obtain the solution for $\nu = 0$,

$$\theta_L(x, t) = \theta_0(x), \quad \delta_L(x, t) = t \theta_0(x), \quad (21)$$

where we defined the density contrast as $\delta(x, t) = (\rho(x, t) - \rho_0)/\rho_0$ and the subscript L stands for the linear

regime. (Note that we recover the usual growing mode for the density contrast since as explained above t stands for the linear growing mode D_+ in the cosmological context.) Therefore, we can as well define the initial conditions by the linear density contrast $\delta_L(x, t)$, which is Gaussian, homogeneous, and isotropic, with a power spectrum

$$-3 < n < 1 : P_{\delta_L}(k, t) = t^2 P_{\theta_0}(k) \propto t^2 k^{n+2}. \quad (22)$$

This is the manner in which initial conditions are usually defined in the cosmological context. (As explained above, in d dimensions we would obtain $P_{\delta_L}(k, t) \propto t^2 k^{n+3-d}$ which recovers the cosmological notation for $d = 3$.)

In this article we consider in more details two representative cases where many exact results can be obtained [24, 26, 27, 34, 37, 40, 41, 42]. First, the case $n = 0$, associated with the UV-dominated range $-1 < n < 1$, corresponds to a white-noise initial velocity field, normalized as

$$n = 0 : \quad \langle u_0(q) \rangle = 0, \quad \langle u_0(q_1)u_0(q_2) \rangle = D \delta_D(q_1 - q_2), \quad (23)$$

$$\langle \psi_0(q) \rangle = 0, \quad \langle \psi_0(q_1)\psi_0(q_2) \rangle = D q_1, \quad \text{for } 0 \leq q_1 \leq q_2. \quad (24)$$

Thus, the initial velocity potential is a bilateral Brownian motion that starts from the origin.

Second, the case $n = -2$, associated with the IR-dominated range $-3 < n < -1$, corresponds to a Brownian initial velocity field, normalized as

$$n = -2 : \quad \langle \theta_0(q) \rangle = 0, \quad \langle \theta_0(q_1)\theta_0(q_2) \rangle = D \delta_D(q_1 - q_2), \quad (25)$$

$$\langle u_0(q) \rangle = 0, \quad \langle u_0(q_1)u_0(q_2) \rangle = D q_1, \quad \text{for } 0 \leq q_1 \leq q_2. \quad (26)$$

Thus, it is now the initial velocity field which is a bilateral Brownian motion that starts from the origin.

C. Hopf-Cole solution and first-contact parabolas

As is well known [28, 29], making the change of variable $\psi(x, t) = 2\nu \ln \Xi(x, t)$ transforms the nonlinear Burgers equation into the linear heat equation. This gives the explicit Hopf-Cole solution

$$\psi(x, t) = 2\nu \ln \int_{-\infty}^{\infty} \frac{dq}{\sqrt{4\pi\nu t}} \exp \left[\frac{\psi_0(q)}{2\nu} - \frac{(x-q)^2}{4\nu t} \right]. \quad (27)$$

Then, in the inviscid limit $\nu \rightarrow 0^+$ the steepest-descent method gives

$$\nu \rightarrow 0^+ : \quad \psi(x, t) = \max_q \left[\psi_0(q) - \frac{(x-q)^2}{2t} \right], \quad (28)$$

$$u(x, t) = u_0(q) = \frac{x - q(x, t)}{t}, \quad (29)$$

where we introduced the Lagrangian coordinate $q(x, t)$ defined as the point where the maximum in Eq.(28) is

reached. In particular, this is the Lagrangian coordinate (i.e. the initial location) of the particle that is located at the Eulerian position x at time t . Here and in the following we note by the letter q the Lagrangian coordinates, which appear in the arguments of the initial fields at $t = 0$, and by the letter x the Eulerian coordinates, which appear in the arguments of the Eulerian fields at any time $t > 0$. The Eulerian locations x where there are two solutions, $q_- < q_+$, to the maximization problem (28) correspond to shocks and all the matter initially between q_- and q_+ is gathered at x . At these points the velocity is discontinuous while the density is infinite. The application $q \mapsto x(q, t)$ is usually called the Lagrangian map, and $x \mapsto q(x, t)$ the inverse Lagrangian map (which is discontinuous at shock locations) [25]. Outside of shocks Eq.(29) clearly shows that one recovers the free-streaming dynamics (8)-(9) in the inviscid limit $\nu \rightarrow 0^+$.

The maximization problem (28) has a well-known geometrical solution [24]. Indeed, let us consider the family of upward parabolas $\mathcal{P}_{x,c}(q)$ centered at x and of height c , with a curvature radius t ,

$$\mathcal{P}_{x,c}(q) = \frac{(q-x)^2}{2t} + c. \quad (30)$$

Then, moving down $\mathcal{P}_{x,c}(q)$ from $c = +\infty$, where the parabola is everywhere well above the initial potential $\psi_0(q)$ [49], until it touches the curve $\psi_0(q)$, the abscissa q of this first-contact point is the Lagrangian coordinate $q(x, t)$. If first-contact occurs simultaneously at several points there is a shock at the Eulerian location x . One can build in this manner the inverse Lagrangian map $x \mapsto q(x, t)$.

Finally, the continuity equation (11) can also be integrated as follows in one dimension (see [22] for a discussion of the more complex case of higher dimension). The conservation of matter implies that the density field is related to the inverse Lagrangian map, $x \mapsto q(x, t)$, and to the velocity potential, $\psi(x, t)$, through the Jacobian

$$\rho(x, t)dx = \rho_0 dq, \quad (31)$$

whence, using Eq.(29),

$$\rho(x, t) = \rho_0 \frac{\partial q}{\partial x} = \rho_0 \left[1 - t \frac{\partial u}{\partial x} \right] = \rho_0 \left[1 + t \frac{\partial^2 \psi}{\partial x^2} \right], \quad (32)$$

which gives for the matter density contrast,

$$\delta(x, t) = t \theta(x, t) = t \frac{\partial^2 \psi}{\partial x^2}. \quad (33)$$

Here we used the fact that particles do not cross each other, so that $x(q)$ and $q(x)$ are monotonous increasing functions and there is no need to keep the absolute value for the Jacobian $J = |\partial q / \partial x|$. In the last two equalities in (32) we used Eq.(29) and the definition of the velocity potential. One can easily check that (32) is also valid for shocks, which give rise to Dirac density peaks.

We can note from the last expression (33) and Poisson's equation that the velocity potential, ψ , is equal to the gravitational potential, ϕ , up to a normalization (and an additive quadratic term $\propto \rho_0 x^2/2$ associated with the mean density ρ_0). This property, which only holds at the linear order in higher dimensions, is also at the basis of the Zel'dovich approximation used in cosmology and recalled in section II A, see Eq.(5) (see also the discussion in section 2.2.2 of [30]). Thus, Eq.(33) recovers the well-known fact that the Zel'dovich approximation is actually exact in one dimension before shell-crossing.

For the UV-class, $-1 < n < 1$, shocks are expected to be isolated and in finite number per unit length, whereas between shocks the inverse Lagrangian map, $x \mapsto q(x, t)$, is constant, so that the density field is made of a finite number of Dirac peaks per unit length amid empty space. For the IR-class, $-3 < n < -1$, shocks are expected to be dense so that the density field is made of an infinite number of Dirac peaks per unit length (without any smooth background). These results have been explicitly proved for white-noise [41, 43] and Brownian [42] initial velocity; they are only supported by phenomenological arguments and numerical simulations [34] for generic values of n .

D. Self-similar evolution

For the initial conditions (15), using the scaling laws (20) one can see from the explicit solution (28) that the nonlinear Eulerian fields obey the scaling laws

$$\psi(x, t) \stackrel{\text{law}}{=} t^{(1-n)/(n+3)} \psi\left(t^{-2/(n+3)}x, 1\right), \quad (34)$$

$$u(x, t) \stackrel{\text{law}}{=} t^{-(n+1)/(n+3)} u\left(t^{-2/(n+3)}x, 1\right), \quad (35)$$

$$q(x, t) \stackrel{\text{law}}{=} t^{2/(n+3)} q\left(t^{-2/(n+3)}x, 1\right), \quad (36)$$

$$\delta(x, t) \stackrel{\text{law}}{=} \delta\left(t^{-2/(n+3)}x, 1\right). \quad (37)$$

We can check that the scaling (37) agrees with the linear mode (21). These scalings mean that the dynamics is self-similar: a rescaling of time is statistically equivalent to a rescaling of distances, as

$$\lambda > 0: \quad t \rightarrow \lambda t, \quad x \rightarrow \lambda^{2/(n+3)}x. \quad (38)$$

Thus, as in the standard cosmological scenario [1], the system displays a hierarchical evolution as increasingly larger scales turn nonlinear. More precisely, since in the inviscid limit there is no preferred scale for the power-law initial conditions (15), the only characteristic scale at a given time t is the so-called integral scale of turbulence, $L(t)$, which is generated by the Burgers dynamics and grows with time as in (38),

$$L(t) \propto t^{2/(n+3)}. \quad (39)$$

It measures the typical distance between shocks, and it separates the large-scale quasi-linear regime, where the

energy spectrum and the density power spectrum keep their initial power-law forms, from the small-scale nonlinear regime, which is governed by shocks, where the density power spectrum reaches a universal white-noise behavior (i.e. $P_\delta(k, t)$ has a finite limit for $k \gg 1/L(t)$) [27, 44, 45]. Note that the scalings (34)-(39) hold for any dimension d , provided we define the initial conditions by $P_{\delta_L}(k, t) \propto t^2 k^{n+3-d}$.

In order to express the scaling laws (34)-(37) it is convenient to introduce suitable dimensionless scaling variables,

$$Q = \frac{q}{L(t)}, \quad X = \frac{x}{L(t)}, \quad U = \frac{tu}{L(t)}, \quad (40)$$

where $L(t)$ is the characteristic scale (39), which we normalize as

$$L(t) = (2Dt^2)^{1/(n+3)}, \quad (41)$$

where the constant D was introduced in Eq.(15). Thus, equal-time probability distributions written in terms of these variables no longer depend on time, and the scale $X = 1$ is the characteristic length of the system, at any time. On large quasi-linear scales, $X \gg 1$, density fluctuations are small and the distributions are strongly peaked around their mean, with tails that are directly governed by the initial conditions (but shocks cannot be neglected for $n > -2$). On small nonlinear scales, $X \ll 1$, density fluctuations are large and probability distributions show broad power-law regions [26, 27, 31]. Note that for the associated power-law initial conditions in the three-dimensional cosmological context, the gravitational dynamics also develops the same self-similar evolution (39), see [1].

III. EULERIAN PROPAGATORS

A. Relation with the velocity probability distribution

We now consider the Eulerian propagator of the velocity potential, $R^\psi(x, t; q_0)$, defined as the functional derivative of $\psi(x, t)$ with respect to the initial potential $\psi_0(q_0)$ at point q_0 ,

$$R^\psi(x, t; q_0) = \left\langle \frac{\mathcal{D}\psi(x, t)}{\mathcal{D}\psi_0(q_0)} \right\rangle. \quad (42)$$

Then using the explicit Hopf-Cole solution (27) to perform the functional derivative and after the inviscid limit, $\nu \rightarrow 0^+$, has been taken, we have

$$R^\psi(x, t; q_0) = \langle \delta_D[q(x, t) - q_0] \rangle. \quad (43)$$

Here $q(x, t)$ is again the inverse Lagrangian map introduced in (29). From its functional definition we can see that the Eulerian propagator $R^\psi(x, t; q_0)$ describes the sensitivity of the nonlinear potential at a given time t

with respect to the initial conditions. This response function can also be seen as a memory kernel, with a time-dependence that would give an estimate of the time-scale beyond which initial fluctuations at a given wavelength appear to be damped. Note that from the expression (43) it obeys the sum rule

$$\int dq_0 R^\psi(x, t; q_0) = 1. \quad (44)$$

Next, the average (42) gives

$$R^\psi(x, t; q_0) = p_x(q_0, t), \quad (45)$$

where $p_x(q, t)$ is the one-point probability distribution of the Lagrangian coordinate $q(x, t)$. Since shocks form a set of zero measure, we can use (29) to write Eq.(45) as

$$R^\psi(x, t; q_0) = \frac{1}{t} p_x(u, t), \quad \text{with } u = \frac{x - q_0}{t}, \quad (46)$$

where $p_x(u, t)$ is the one-point Eulerian velocity probability distribution. Then, for the IR-class $-3 < n < -1$ where the velocity field is not homogeneous, as discussed in section II B, the propagator $R^\psi(x, t; q_0)$ is not homogeneous either, whereas it is homogeneous for the UV-class $-1 < n < 1$. In the latter case, it can be useful to go to Fourier space, with the normalization

$$-1 < n < 1: \quad \left\langle \frac{\mathcal{D}\tilde{\psi}(k, t)}{\mathcal{D}\tilde{\psi}_0(k_0)} \right\rangle = \delta_D(k - k_0) \tilde{R}^\psi(k, t), \quad (47)$$

where the Dirac factor $\delta_D(k - k_0)$ is due to the statistical invariance through translations. This yields

$$-1 < n < 1: \quad \tilde{R}^\psi(k, t) = \int_{-\infty}^{\infty} dx e^{-ikx} R^\psi(x, t; 0). \quad (48)$$

Within the cosmological context, where one is mostly interested in the density field, one rather considers the density propagator R^δ defined by

$$R^\delta(x, t; q_0) = \left\langle \frac{\mathcal{D}\delta(x, t)}{\mathcal{D}\delta_{L0}(q_0)} \right\rangle, \quad (49)$$

where $\delta(x, t) = (\rho(x, t) - \rho_0)/\rho_0$ is again the density contrast and from Eq.(21) we defined $\delta_{L0}(q_0)$ as

$$\delta_{L0}(q_0) = \theta_0(q_0) \quad \text{whence } \delta_L(x, t) = t \delta_{L0}(x). \quad (50)$$

Then, from Eqs.(50) and (33), we have in Fourier space

$$\tilde{\delta}_{L0}(k) = -k^2 \tilde{\psi}_0(k) \quad \text{and} \quad \tilde{\delta}(k, t) = -t k^2 \tilde{\psi}(k, t). \quad (51)$$

Therefore, the density propagator (49) is equal to the velocity potential propagator defined in Eq.(42), multiplied by time t ,

$$\tilde{R}^\delta(k, t) = t \tilde{R}^\psi(k, t) \quad \text{and} \quad R^\delta(x, t; q_0) = t R^\psi(x, t; q_0). \quad (52)$$

For the power-law initial conditions (15) the first Fourier-space equality in (52) only holds for $-1 < n < 1$ as in (47).

It is interesting to note that Eqs.(46) and (52) show that Eulerian propagators, or response functions, are unlikely to be effectual in probing the nonlinear structures built in the underlying density field. As discussed in the following sections, the relation (46) implies a strong dependence on a ‘‘sweeping effect’’ associated with long wavelength modes of the velocity field. Besides, whatever the magnitude of this effect, it is clear that the one-point velocity distribution does not provide much pertinent information on the density field. Therefore, in more general dynamics such as gravitational clustering, which should still behave in a similar fashion, computing the Eulerian propagators in a perturbative manner up to high order, or exactly in cases such as the Burgers dynamics studied here, is unlikely to shed much light on the density field. This is a strong motivation to study Lagrangian propagators, which are much more directly linked to the properties of the underlying density field as we shall find out in Sect. IV below.

B. Linear regime and IR-class

At large scales and early times density and velocity fluctuations are small and the system is well described by the linearized equations of motion. Note however that such a linear regime does not exist for the UV-class $-1 < n < 1$, where the initial velocity variance $\langle u_0^2 \rangle$ shows a UV divergence and shocks dominate the dynamics as soon as $t > 0$. For $-2 < n < -1$ shocks also play a key role as soon as $t > 0$, and modify the naive linear predictions at a quantitative level (i.e. numerical prefactors), but they do not change the qualitative behavior of the distributions seen at large scales or early times (i.e. exponents in the exponential tails), see [31].

Thus, for the IR-class, or for generic initial conditions with a high- k cutoff, it is interesting to consider the linear predictions for the Eulerian propagators (42) and (49). From Eq.(21) we have $\psi_L(x, t) = \psi_0(x)$ which would give at zeroth-order $R^\psi(x, t; q_0) = \delta_D(x - q_0)$. However, we can obtain the first-order prediction from Eq.(46). Indeed, for Gaussian initial conditions the initial velocity probability distribution at position q reads as

$$p_q(u_0) = \frac{1}{\sqrt{2\pi}\sigma_{u_0}(q)} e^{-u_0^2/(2\sigma_{u_0}^2(q))}, \quad (53)$$

where we introduced the initial velocity variance

$$\sigma_{u_0}^2(q) = \langle u_0(q)^2 \rangle. \quad (54)$$

For initial conditions with an IR cutoff the initial velocity field can be homogeneous, so that $\sigma_{u_0}^2$ and $p_q(u_0)$ do not depend on position q , but for the IR-class $-3 < n < -1$ this is not the case, as discussed in section II B above

Eq.(18). Then, the linear prediction for the Eulerian propagators reads as

$$R_L^\psi(x, t; q_0) = \frac{1}{\sqrt{2\pi t \sigma_{u_0}(x)}} e^{-(x-q_0)^2/(2t^2 \sigma_{u_0}^2(x))}, \quad (55)$$

$$R_L^\delta(x, t; q_0) = \frac{1}{\sqrt{2\pi \sigma_{u_0}(x)}} e^{-(x-q_0)^2/(2t^2 \sigma_{u_0}^2(x))}. \quad (56)$$

Of course, in the limit $t \rightarrow 0$ we recover $R^\psi(x, 0; q_0) = \delta_D(x - q_0)$ and $R^\delta(x, 0; q_0) = 0$.

If the initial conditions show an IR cutoff, so that the system is homogeneous, we can go to Fourier space as in Eq.(47). This yields

$$\tilde{R}_L^\psi(k, t) = e^{-t^2 k^2 \sigma_{u_0}^2/2}, \quad \tilde{R}_L^\delta(k, t) = t e^{-t^2 k^2 \sigma_{u_0}^2/2}. \quad (57)$$

We can note that for the Zel'dovich dynamics particles exactly follow the linear displacement field as recalled below Eq.(9). Then, Eqs.(55)-(57) are exact (for homogeneous systems) [9, 19] and Eulerian propagators show the characteristic Gaussian decay $e^{-t^2 k^2}$ due to the random advection of particles that eventually erases small-scale structures as particles escape to infinity after shell-crossing. For the adhesion model, that is the Burgers dynamics studied in this article, Eqs.(55)-(57) only hold in the linear regime.

If the initial conditions belong to the IR-class, $-3 < n < -1$, without IR cutoff, the initial velocity variance depends on position q as

$$-3 < n < -1: \quad \sigma_{u_0}^2(q) = D' |q|^{-(n+1)}, \quad (58)$$

as seen from Eq.(20), with $D' = D$ for $n = -2$. Then, at any finite time t , as we go far from the reference point $x_0 = 0$ the nonlinear velocity distribution becomes dominated by the initial Gaussian distribution (as nonlinear effects have only redistributed matter over the finite scales $X \sim 1$ and $U \sim 1$),

$$-3 < n < -2, \quad |x| \rightarrow \infty: \\ p_x(u) \sim \frac{|x|^{(n+1)/2}}{\sqrt{2\pi D'}} e^{-u^2 |x|^{n+1}/(2D')}. \quad (59)$$

For $-2 < n < -1$ (in one dimension) shocks modify the numerical factor in the exponential decay, but not the exponents that remain of the form $\ln p_x(u) \sim -|x|^{n+1} u^2$ [31]. Note that the asymptotic behavior (59) can be explicitly derived from the exact velocity probability distribution for the Brownian case $n = -2$ [26]. This can also be related to the ‘‘principle of permanence of large eddies’’ in the generic case [46].

Then, from expression (46) we can see that the Eulerian propagators vanish as soon as $t > 0$ in the limit $|x| \rightarrow \infty$, that is far from the reference point, at fixed separation $|x - q_0|$. More precisely, in agreement with the sum rule (44), the Eulerian propagator spreads over an increasingly large region so that it vanishes for any fixed distance $|x - q_0|$. Indeed, as we go far from the

reference point to avoid boundary effects, the local velocity variance becomes increasingly large, because of long-wavelength modes, and this large collective velocity leads to a very fast damping of Eulerian propagators (that becomes instantaneous in the limit $|x| \rightarrow \infty$) as structures are transported over large distances. This ‘‘sweeping effect’’, which agrees with the previous discussion below Eq.(57), is not a true loss of memory if the system is observed on a global scale, as it does not imply that small-scale structures are erased (thanks to the Galilean invariance of the equations of motion) since this divergence arises from low- k modes and is associated with almost uniform random translations.

This motivates the study of Lagrangian propagators, introduced in [17] in the cosmological context, and considered in section IV below, to go beyond this sweeping effect. We can note that the sensitivity of Eulerian propagators to long-wavelength modes of the velocity field can be directly seen from Eq.(46), which is not invariant through Galilean transformations.

C. White-noise initial velocity

Before turning to Lagrangian propagators, we consider the case $n = 0$ of white-noise initial velocity, that is representative of the UV-class. For such initial conditions, $-1 < n < 1$, the initial variance $\sigma_{u_0}^2$ is infinite as it shows a UV divergence and the initial velocity field $u_0(q)$ is not a regular function (unless we add a UV cutoff). Then, shocks govern the dynamics as soon as $t > 0$ and the linear regime described in Eqs.(55)-(57) does not exist [31]. Thus, it is difficult to derive generic results and we focus below on the white-noise case $n = 0$ where exact results can be obtained. This should provide a qualitative illustration of the behaviors obtained for $-1 < n < 1$.

In terms of the dimensionless scaling variables (40) the Eulerian propagator (45) writes as

$$R^\psi(x, t; q_0) = \frac{1}{L(t)} R^\psi(X - Q_0), \quad (60)$$

with

$$R^\psi(X - Q_0) = P(U) \quad \text{and} \quad U = X - Q_0, \quad (61)$$

where $P(U)$ is the one-point probability distribution of the dimensionless velocity U . The latter was obtained in [41] as

$$P(U) = \mathcal{J}(U)\mathcal{J}(-U) \quad \text{with} \quad \mathcal{J}(U) = \int_{-i\infty}^{+i\infty} \frac{ds}{2\pi i} \frac{e^{sU}}{\text{Ai}(s)}, \quad (62)$$

where $\text{Ai}(x)$ is the Airy function. Of course, because of the statistical homogeneity and isotropy of the system, we can check that $R^\psi(x, t; q_0)$ only depends on the distance $|x - q_0|$ and on time, through the combination $|X - Q_0|$ thanks to the scale-invariance (38). Then,

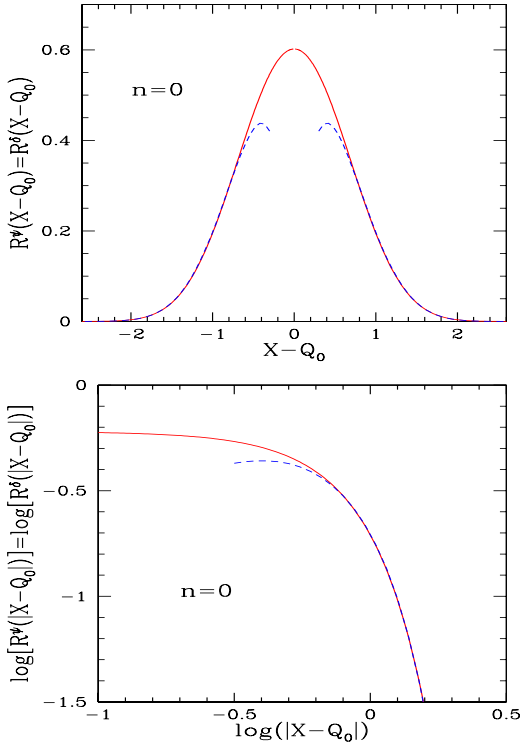


FIG. 1: *Upper panel:* The Eulerian propagators $R^\psi(X - Q_0) = \tilde{R}^\psi(X - Q_0)$ obtained for $n = 0$ (white-noise initial velocity), in terms of dimensionless variables. They are also equal to the one-point velocity distribution $P(U)$, with $U = X - Q_0$, from Eq.(61). The dashed lines are the asymptotic cubic exponential behavior (63). *Lower panel:* Same as upper panel but on a logarithmic scale.

Eq.(62) gives the asymptotic behavior at large dimensionless separation X [27, 41]

$$|X| \gg 1 : R^\psi(X) \sim \frac{2|X|}{\text{Ai}'(-\omega_1)} e^{-\omega_1|X| - |X|^3/3}, \quad (63)$$

where $-\omega_1$ is the first zero of the Airy function ($\omega_1 \simeq 2.338$). We display in Fig. 1 the Eulerian propagator $R^\psi(X - Q_0) = P(U)$ in terms of dimensionless variables.

Going to Fourier space, Eqs.(48) and (62) yield

$$\tilde{R}^\psi(k, t) = \tilde{R}^\psi(K), \quad \text{with} \quad K = L(t)k = (2Dt^2)^{1/3}k, \quad (64)$$

where we introduced the dimensionless scaling wavenumber K , and

$$\tilde{R}^\psi(K) = \int_{-i\infty}^{+i\infty} \frac{ds}{2\pi i} \frac{1}{\text{Ai}(s + iK/2)\text{Ai}(s - iK/2)}. \quad (65)$$

We can check that at low wavenumber $\tilde{R}^\psi(0) = 1$. Indeed, on large scales particles have not significantly moved from their initial positions (at a finite time t particles have moved over distances of order $(2Dt^2)^{1/3}$, i.e. $X \sim 1$) so that $R^\psi(x, t; q_0) \sim \delta_D(x - q)$ as seen from

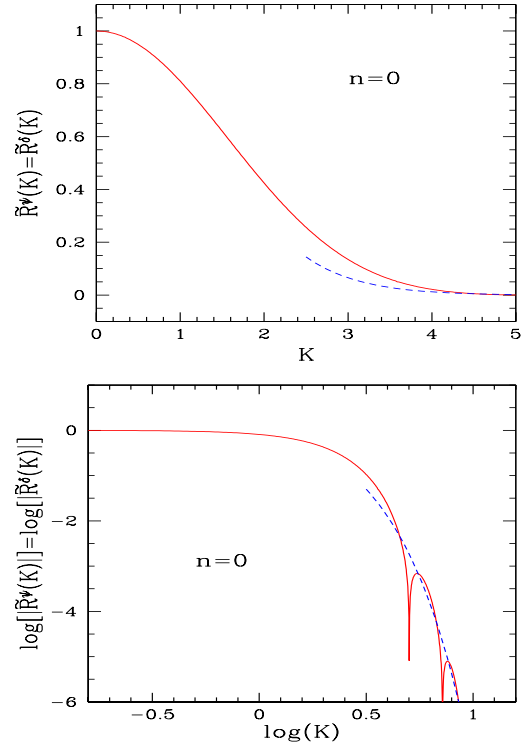


FIG. 2: *Upper panel:* The Eulerian propagators $\tilde{R}^\psi(K) = \tilde{R}^\delta(K)$ in Fourier space, obtained for $n = 0$ (white-noise initial velocity), in terms of the dimensionless wavenumber K , from Eq.(65). The dashed line is the asymptotic 3/2-exponential behavior (67) for the amplitude of \tilde{R}^ψ , that is setting the cosine to unity. *Lower panel:* Same as upper panel but on a logarithmic scale. The cusps correspond to changes of sign for \tilde{R}^ψ .

large distances or in the limit $t \rightarrow 0$. More precisely, $R^\psi(x, t; q_0)$ decays faster than any power-law over $|x - q_0|$ at large distances, so that $\tilde{R}^\psi(k, t)$ has a well-defined expansion at $k = 0$, and $\tilde{R}^\psi(0, t) = 1$ in agreement with the sum rule (44). Thus, at zeroth-order we recover

$$t \rightarrow 0 : R_L^\psi(x, t; q_0) \rightarrow \delta_D(x - q_0) \quad \text{and} \quad \tilde{R}_L^\psi(k, t) \rightarrow 1. \quad (66)$$

This also applies to the large-scale limit $k \rightarrow 0$. On the other hand, Eq.(65) leads to the asymptotic behavior at large wavenumber K ,

$$K \gg 1 : \tilde{R}^\psi(K) \sim \frac{4\sqrt{\pi}}{\text{Ai}'(-\omega_1)} K^{1/4} e^{-\frac{\sqrt{2}}{3}K^{3/2} - \frac{\omega_1}{\sqrt{2}}\sqrt{K}} \times \cos \left[\frac{\sqrt{2}}{3}K^{3/2} - \frac{\omega_1}{\sqrt{2}}\sqrt{K} + \frac{\pi}{8} \right]. \quad (67)$$

Thus, the propagator $\tilde{R}^\psi(K)$ decays somewhat more slowly than a Gaussian, with increasingly fast oscillations, at high K . We display the propagator $\tilde{R}^\psi(K)$ in Fig. 2. We can note that the oscillations only appear in the very far tail where $\tilde{R}^\psi(K)$ is already negligible.

The density propagator R^δ of Eq.(49) directly follows from R^ψ using Eq.(52). In terms of dimensionless variables, this gives

$$R^\delta(x, t; q_0) = \frac{t}{L(t)} R^\delta(X - Q_0), \quad \tilde{R}^\delta(k, t) = t \tilde{R}^\delta(K), \quad (68)$$

with

$$R^\delta(X - Q_0) = R^\psi(X - Q_0), \quad \tilde{R}^\delta(K) = \tilde{R}^\psi(K). \quad (69)$$

Thus, the density propagator shows the same exponential-like decay at large wavenumbers or late times obtained in (67) for $\tilde{R}^\psi(k, t)$.

For generic index n it is difficult to obtain the exact form of the velocity distribution $p_x(u)$, which is needed to derive the Eulerian propagators. However, as shown in [47, 48], for $-1 < n < 1$ we have the asymptotic large-velocity tails

$$-1 < n < 1, \quad |u| \rightarrow \infty: \quad p(u) \sim e^{-t^{n+1}|u|^{n+3}}, \quad (70)$$

where we do not specify prefactors and numerical factors in the exponents. This gives

$$|x - q_0| \rightarrow \infty: \quad R^\psi(x, t; q_0) \sim e^{-|x - q_0|^{n+3}/t^2}. \quad (71)$$

As discussed in [31] these behaviors are related to rare-event distributions. By contrast, the high-wavenumber tail in Fourier space depends on the details of the small-scale highly nonlinear processes and is more difficult to estimate. Note that the large-scale decay (71) depends on n , contrary to the Gaussian decay obtained in Eqs.(55)-(56) for the IR-class.

As is clear from the expression (61) and as discussed in section III B, the Eulerian propagators $R^\psi(x, t; q_0)$ and $R^\delta(x, t; q_0)$ are governed by the one-point velocity distribution. We can note that various approximation methods, based on resummation schemes or field-theoretic methods, have been recently devised to estimate such propagators in the case of the gravitational or Zel'dovich dynamics [9, 11, 13, 19], and they show a Gaussian or power-law decay that is set by the variance of the initial velocity, in agreement with the results obtained in section III B. However, as pointed out in [11, 19], this decay does not express a true loss of memory associated with a relaxation towards some equilibrium but it is only due to the random advection of the density structures by the large-scale velocity effect (sweeping effect). For the case of white-noise initial velocity the initial velocity variance is not well defined but it becomes finite as soon as $t > 0$ and the physics is the same.

Thus, the strong decay of the Eulerian propagator is due to the random advection of the flow by the velocity field and it does not imply a true loss of memory for the structures themselves. For instance, shifting the linear density field $\delta_L(x, t)$ by a random uniform translation $x \mapsto x + aL(t)$, with a being distributed according to $P(U)$ of Eq.(61), would lead to the same decaying propagator even though structures in the density field remain unchanged.

IV. LAGRANGIAN PROPAGATORS

A. Definitions and linear regime

In order to go beyond the apparent loss of memory due to the ‘‘sweeping effect’’ discussed in the previous section, one method is to work within a Lagrangian framework where the effect of uniform translations automatically vanishes. Thus, following [17], we consider the Lagrangian propagator, $R^\kappa(q, t; q_0)$, associated with the Lagrangian quantity $\kappa(q, t)$ defined by

$$\kappa(q, t) = -\frac{\partial}{\partial q}[x(q, t) - q] = 1 - \frac{\partial x}{\partial q}, \quad \text{whence } \kappa \leq 1, \quad (72)$$

where $x(q, t)$ is the Lagrangian map that describes the trajectory of particle q . The upper bound, $\kappa \leq 1$, is associated with the fact that particles do not cross each other, so that $x(q)$ is a monotonous increasing function. Thus, $-\kappa$ is the divergence of the Lagrangian displacement field $\chi(q, t) = x(q, t) - q$. It also describes the relative expansion of infinitesimal mass elements, and from Eq.(32) it is related to the density field $\rho(x, t)$ as

$$\rho(x, t) = \frac{\rho_0}{1 - \kappa(q, t)}, \quad \text{whence } \kappa(q, t) = 1 - \frac{\rho_0}{\rho(q, t)}, \quad (73)$$

with $\rho(q, t) \equiv \rho(x(q, t), t)$. Note that if $x(q)$ is not monotonous (as would be the case for other systems such as the collisionless gravitational dynamics) one would need to keep the absolute value, $|\partial q / \partial x|$, for the Jacobian that appears in the expression of the density in (32), which would violate the relationship (73) between κ and ρ . In higher dimensions the relation (73) no longer applies since the density is determined by the determinant of the deformation matrix, $|\partial \chi_i / \partial q_j|$, whereas κ is defined as the trace of this matrix. From a theoretical point of view, it is more convenient to work with $\kappa(q, t)$ than with the Lagrangian density $\rho(q, t)$, defined as $\rho(x(q, t), t)$, because the Lagrangian equations of motion are usually most easily expressed in terms of the displacement field, $\chi(q, t) = x(q, t) - q$, whence in terms of its divergence $-\kappa$ (e.g. [17]).

As is clear from Eqs.(72)-(73), the variable κ is not affected by uniform translations of the system, since it only depends on the divergence of the displacement field. Therefore, it does not suffer from the sweeping effect encountered for the Eulerian variables in section III, where we discussed Eulerian propagators.

In the linear regime, the Lagrangian map is simply given by $x = q + tu_0(q)$, and we have from (72)

$$\kappa_L(q, t) = t \kappa_{L0}(q) \quad \text{with} \quad \kappa_{L0}(q) = -\frac{du_0}{dq} = \frac{d^2 \psi_0}{dq^2}, \quad (74)$$

whence

$$\tilde{\kappa}_{L0}(k) = -k^2 \tilde{\psi}_0(k) = \tilde{\delta}_{L0}(k), \quad (75)$$

where we used Eq.(51). Then, in a fashion similar to Eqs.(42) and (49), we define the Lagrangian propagators $R^\kappa(q, t; q_0)$ and $R^{\kappa, \psi}(q, t; q_0)$ by

$$R^\kappa(q, t; q_0) = \left\langle \frac{\mathcal{D}\kappa(q, t)}{\mathcal{D}\kappa_{L0}(q_0)} \right\rangle, \quad R^{\kappa, \psi}(q, t; q_0) = \left\langle \frac{\mathcal{D}\kappa(q, t)}{\mathcal{D}\psi_0(q_0)} \right\rangle. \quad (76)$$

For systems that are homogeneous and isotropic these propagators only depend on the distance $|q - q_0|$ and on time, and going to Fourier space we obtain

$$\tilde{R}^{\kappa, \psi} = -k^2 \tilde{R}^\kappa, \quad R^{\kappa, \psi} = \frac{\partial^2 R^\kappa}{\partial q^2} = \frac{\partial^2 R^\kappa}{\partial q_0^2}. \quad (77)$$

For systems in the IR-class, $-3 < n < -1$, without IR cutoff, we take the limit where we are far from the reference point to obtain an homogeneous system.

In the linear regime, from Eqs.(74)-(75) the Lagrangian propagators are given by

$$R_L^\kappa = t \delta_D(q - q_0), \quad \tilde{R}_L^\kappa = t, \quad (78)$$

$$R_L^{\kappa, \psi} = t \delta_D''(q - q_0), \quad \tilde{R}_L^{\kappa, \psi} = -t k^2. \quad (79)$$

The asymptotic behaviors apply to the early-time ($t \rightarrow 0$) and large-scale ($k \rightarrow 0$) limits for the whole range $-3 < n < 1$, as we shall check below.

B. Relation with the shock mass function

To compute the propagators beyond linear order, we first express $\kappa(q)$ in terms of the shocks built at a given time t , using the fact that all the matter at any time $t > 0$ is located within shocks for the fractional Brownian motion initial conditions (15) [34]. Therefore, any Lagrangian point q belongs almost surely to a shock at time $t > 0$. Thus, for a given realization of the initial velocity field, let us note x_i the Eulerian position of the shock i , which gathers the particles coming from the Lagrangian interval $[q_i, q_{i+1}[$, with $x_i < x_{i+1}$ and $q_i < q_{i+1}$ (we may choose to affect the index $i = 0$ to the first shock to the right of $x = 0$). In the case $-3 < n < -1$, where shocks are dense, we only count shocks above a finite mass m_- to obtain a discrete sum and we eventually take the limit $m_- \rightarrow 0$. Then, for $q_i < q < q_{i+1}$ we have $x(q) = x_i$ whence $\kappa(q) = 1$, whereas the jump from x_{i-1} to x_i at point q_i gives a contribution $-(x_i - x_{i-1})\delta_D(q - q_i)$. Therefore, we can write $\kappa(q)$ as

$$\kappa(q) = 1 - \sum_{i=-\infty}^{\infty} (x_i - x_{i-1}) \delta_D(q - q_i). \quad (80)$$

Next, in order to perform the functional derivative (76) we must evaluate the change of $\kappa(q)$ at linear order over a perturbation $\delta\psi_0(q_0)$. For smooth initial potentials $\psi_0(q)$, the Lagrangian boundaries $\{q_i, q_{i+1}\}$ and the Eulerian location x_i of the shock i are obtained from the

geometrical construction (30) which writes as the four constraints

$$\psi_0(q_i) = \mathcal{P}_{x_i, c_i}(q_i) \quad \text{and} \quad \psi'_0(q_i) = \mathcal{P}'_{x_i, c_i}(q_i), \quad (81)$$

and

$$\psi_0(q_{i+1}) = \mathcal{P}_{x_i, c_i}(q_{i+1}) \quad \text{and} \quad \psi'_0(q_{i+1}) = \mathcal{P}'_{x_i, c_i}(q_{i+1}). \quad (82)$$

They express the condition that the first-contact parabola \mathcal{P}_{x_i, c_i} simultaneously touches the curve ψ_0 at both points $\{q_i, q_{i+1}\}$, with a tangent slope. Applying the perturbation $\delta\psi_0$ would give at point q_i ,

$$\delta\psi_0(q_i) + \psi'_0(q_i)\delta q_i = \frac{q_i - x_i}{t}(\delta q_i - \delta x_i) + \delta c_i, \quad (83)$$

$$\delta\psi'_0(q_i) + \psi''_0(q_i)\delta q_i = \frac{1}{t}(\delta q_i - \delta x_i), \quad (84)$$

and similar relations at point q_{i+1} , from which we can derive the changes $\delta q_i, \delta q_{i+1}, \delta x_i$, and δc_i , in terms of $\delta\psi_0$. However, for the fractional Brownian motion initial conditions (15) the changes δq_i and δq_{i+1} vanish.

Let us first consider the IR-class, $-3 < n < -1$. Then, from the scalings (20) we can see that $\psi'_0 = -u_0$ is finite but the second derivative $\psi''_0 = \theta_0$ is almost surely infinite (i.e. ψ_0 has no regular second-order derivative; in the case $n = -2$ for instance, $\psi''_0(q)$ is a white noise). More precisely, from (20) we can see that the term $\psi''_0(q_i)\delta q_i$ in Eq.(84), that measures the change $\Delta_i \psi''_0$ of ψ''_0 associated with a shift δq_i , is of order $|\delta q_i|^{-(n+1)/2}$, so that δq_i is of order $|\delta\psi_0|^{-2/(n+1)}$ (e.g., for $n = -2$ where $\psi''_0(q)$ is a Brownian motion, $\Delta_i \psi''_0 \sim \sqrt{|\delta q_i|}$ and $\delta q_i \sim |\delta\psi_0|^2$). Therefore, the changes δq_i and δq_{i+1} are higher-order terms and do not contribute at linear order to Eq.(83).

On the other hand, for the UV-class, $-1 < n < 1$, $\psi_0(q)$ has almost surely no finite derivative and the change $\Delta_i \psi_0$ of ψ_0 associated with a shift δq_i , is of order $|\delta q_i|^{(1-n)/2}$ (for instance, $\Delta \psi_0 \sim \sqrt{|\delta q_i|}$ for the case $n = 0$ of white-noise initial velocity). Then, the tangent-slope constraints in Eqs.(81)-(82) do not apply and the changes δq_i and δq_{i+1} are now non-perturbative, so that there is no term $\psi'_0(q_i)\delta q_i$ in Eq.(83).

Therefore, for the whole range $-3 < n < 1$, the Lagrangian boundaries q_i of the shocks do not change at linear order while the changes δx_i and δc_i are obtained from Eq.(83), and its companion at q_{i+1} , setting $\delta q_i = \delta q_{i+1} = 0$. This gives

$$\delta x_i = -t \frac{\delta\psi_0(q_{i+1}) - \delta\psi_0(q_i)}{q_{i+1} - q_i}. \quad (85)$$

Substituting into Eq.(80) yields

$$\delta\kappa(q) = t \sum_{i=-\infty}^{\infty} \delta_D(q - q_i) \left[\frac{\delta\psi_0(q_{i+1}) - \delta\psi_0(q_i)}{q_{i+1} - q_i} - \frac{\delta\psi_0(q_i) - \delta\psi_0(q_{i-1})}{q_i - q_{i-1}} \right], \quad (86)$$

and the definition (76) gives

$$R^{\kappa,\psi}(q, t; q') = t \left\langle \sum_i \delta_D(q - q_i) \times \left[\frac{\delta_D(q_{i+1} - q') - \delta_D(q_i - q')}{q_{i+1} - q_i} - \frac{\delta_D(q_i - q') - \delta_D(q_{i-1} - q')}{q_i - q_{i-1}} \right] \right\rangle. \quad (87)$$

This also reads as

$$R^{\kappa,\psi}(q, t; q') = t \left\langle \sum_i \delta_D(q - q_i) \times \frac{\delta_D(q - q' + \Delta_i q) + \delta_D(q - q' - \Delta_i q) - 2\delta_D(q - q')}{\Delta_i q} \right\rangle \quad (88)$$

where we noted $\Delta_i q = q_{i+1} - q_i$ and we used the homogeneity and isotropy of the system (so that $\Delta_{i-1} q$ and $\Delta_i q$ have the same statistical properties).

Let us define the shock mass function at time t , $n(m, t)dm$, as the mean number of shocks, per unit Eulerian or Lagrangian length (both functions are identical), with a mass in the range $[m, m + dm]$. Since the initial density is uniform and equal to ρ_0 , the mass m of a shock is related to its Lagrangian size q (also called the ‘‘shock strength’’) by $m = \rho_0 q$. Then, Eq.(88) writes as

$$R^{\kappa,\psi}(q, t; q_0) = t \int_0^\infty dm n(m, t) \times \frac{\delta_D(q - q_0 + m/\rho_0) + \delta_D(q - q_0 - m/\rho_0) - 2\delta_D(q - q_0)}{m/\rho_0} \quad (89)$$

We can note from this expression that this Lagrangian propagator satisfies the sum rule

$$\int dq R^{\kappa,\psi}(q, t; q_0) = \int dq_0 R^{\kappa,\psi}(q, t; q_0) = 0. \quad (90)$$

The propagator $R^{\kappa,\psi}(q, t; q_0)$ is singular at $q = q_0$ but for non-zero separation Eq.(89) simplifies as

$$q \neq q_0 : R^{\kappa,\psi}(q, t; q_0) = t\rho_0 \frac{n(\rho_0|q - q_0|, t)}{|q - q_0|}. \quad (91)$$

We can check that expression (89) only depends on the distance $|q - q_0|$ and on time t , and it is clearly invariant through Galilean transformations. As expected, we can see that the Lagrangian propagator $R^{\kappa,\psi}$ provides a direct probe of the matter density field (which is directly related to the structures of the displacement field, see Eqs.(32) and (73)) as it can be expressed in terms of the shock mass function. Of course, the propagator $R^{\kappa,\psi}$ alone is not sufficient to fully characterize the density field (which would require for instance all n -point correlation functions) but this represents a significant improvement over the Eulerian propagators described in section III. In the linear regime, where the typical shock mass goes to zero while the shock mass function remains normalized to unity,

$$\int_0^\infty dm \frac{m}{\rho_0} n(m, t) = 1, \quad (92)$$

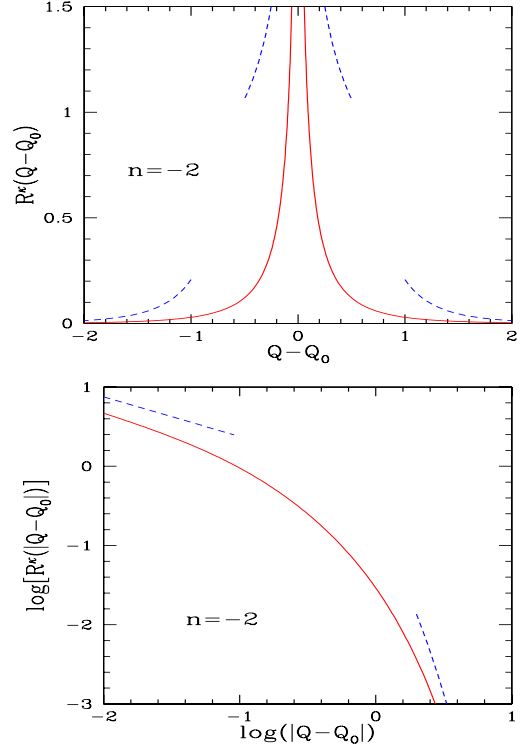


FIG. 3: *Upper panel:* The Lagrangian propagator $R^\kappa(Q - Q_0)$ obtained for $n = -2$, in terms of dimensionless variables, from Eqs.(95) and (105). The dashed lines are the asymptotic behaviors (109)-(110). *Lower panel:* Same as upper panel but on a logarithmic scale.

Eq.(89) clearly converges towards the first expression (79). Going to Fourier space we obtain

$$\tilde{R}^{\kappa,\psi}(k, t) = 2t \int_0^\infty dm n(m, t) \frac{\cos(km/\rho_0) - 1}{m/\rho_0}, \quad (93)$$

which agrees with the second expression (79) in the limits $t \rightarrow 0$ or $k \rightarrow 0$. Note that $R^{\kappa,\psi}$ and $\tilde{R}^{\kappa,\psi}$ are well defined over the whole range $-3 < n < 1$, thanks to the property (92) which ensures that there is no divergence at low mass in Eq.(93). Thus, contrary to the Eulerian propagators studied in section III, there is no qualitative difference between the UV-class and the IR-class for the Lagrangian propagator $R^{\kappa,\psi}$ (however, for the IR-class where the initial velocity field only shows homogeneous increments we must first take the limit of large distance from the reference point, to avoid boundary effects).

The Lagrangian propagator R^κ follows from Eqs.(77), (89) and (93) as

$$R^\kappa(q, t; q_0) = t \int_0^\infty dm n(m, t) \times \frac{|q - q_0 + m/\rho_0| + |q - q_0 - m/\rho_0| - 2|q - q_0|}{2m/\rho_0}, \quad (94)$$

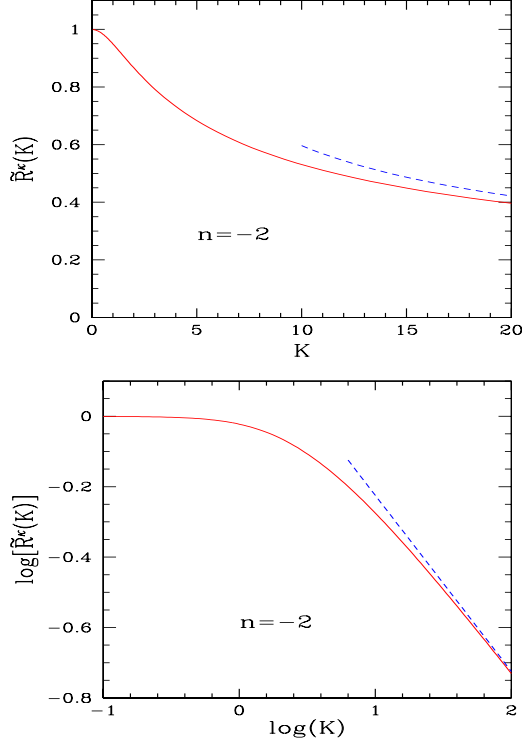


FIG. 4: *Upper panel:* The Lagrangian propagator $\tilde{R}^\kappa(K)$ in Fourier space, obtained for $n = -2$, in terms of the dimensionless wavenumber K , from Eqs.(96) and (105). The dashed line is the asymptotic power-law behavior (111). *Lower panel:* Same as upper panel but on a logarithmic scale.

which also reads as

$$R^\kappa(q, t; q_0) = t \int_{\rho_0|q-q_0|}^{\infty} dm n(m, t) \left(1 - \frac{|q - q_0|}{m/\rho_0}\right), \quad (95)$$

while we obtain in Fourier space

$$\tilde{R}^\kappa(k, t) = 2t \int_0^{\infty} dm n(m, t) \frac{1 - \cos(km/\rho_0)}{k^2 m/\rho_0}. \quad (96)$$

Note that Eqs.(94)-(95) satisfy the constraint $R^\kappa(q, t; q_0) \rightarrow 0$ for $|q - q_0| \rightarrow \infty$, hence no additional integration constant appears when we use Eq.(77) to derive R^κ from $R^{\kappa, \psi}$.

As shown in [31, 47, 48], the shock mass function shows the large-mass tail

$$-3 < n < 1, \quad m \gg \rho_0 L(t) : \quad n(m, t) \sim e^{-m^{n+3}/t^2}, \quad (97)$$

which is also related to the rare-event velocity tail (70). Again we did not write numerical factors in the exponential. At low masses, numerical simulations and heuristic arguments [30, 34] suggest the power-law tail

$$-3 < n < 1, \quad m \ll \rho_0 L(t) : \quad n(m, t) \sim t^{-1} m^{(n-1)/2}, \quad (98)$$

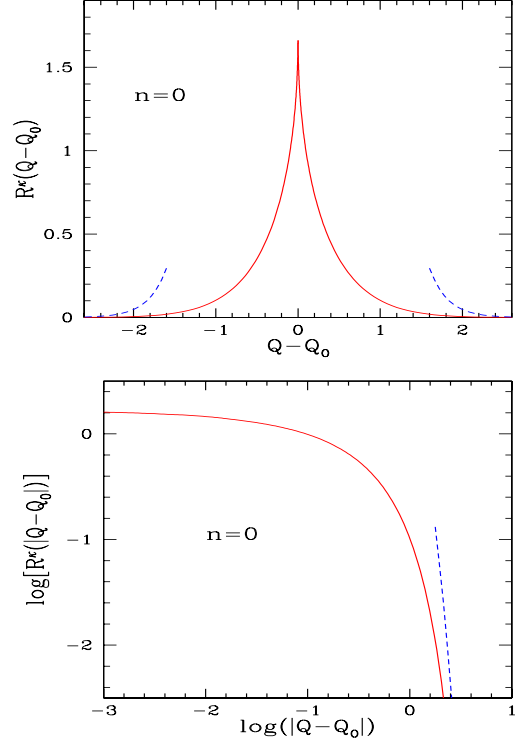


FIG. 5: *Upper panel:* The Lagrangian propagator $R^\kappa(Q - Q_0)$ obtained for $n = 0$, in terms of dimensionless variables, from Eqs.(95) and (112). The dashed lines are the asymptotic cubic exponential behavior (115). *Lower panel:* Same as upper panel but on a logarithmic scale.

which has only been proved rigorously for the Brownian case $n = -2$ [26, 37, 42] and for the white-noise case $n = 0$ [41, 43]. Then, Eqs.(97), (91), and (77), yield the large-separation asymptotic tails

$$\frac{|q - q_0|}{L(t)} \gg 1 : R^{\kappa, \psi}(q, t; q_0) \sim R^\kappa(q, t; q_0) \sim e^{-|q - q_0|^{n+3}/t^2} \quad (99)$$

which show the same behavior as the tails of the Eulerian propagator (71). This is due to the fact that they are governed by the same rare events, associated with extreme fluctuations in the initial velocity field [31]. At small separations, Eqs.(98) and (91) give

$$|q - q_0| \ll L(t) : R^{\kappa, \psi}(q, t; q_0) \sim |q - q_0|^{(n-3)/2} \quad (100)$$

$$R^\kappa(q, t; q_0) [-R^\kappa(0, t; 0)] \sim |q - q_0|^{(n+1)/2}, \quad (101)$$

with, for $-1 < n < 1$,

$$R^\kappa(0, t; 0) = t \int_0^{\infty} dm n(m, t) \propto t^{(n+1)/(n+3)}. \quad (102)$$

The term $R^\kappa(0, t; 0)$ is only present in Eq.(101) for $-1 < n < 1$ (for $-3 < n < -1$ the propagator $R^\kappa(q, t; q_0)$ diverges for $q \rightarrow q_0$ as $|q - q_0|^{(n+1)/2}$). Note that the time-dependence (102) obtained for $-1 < n < 1$ is such

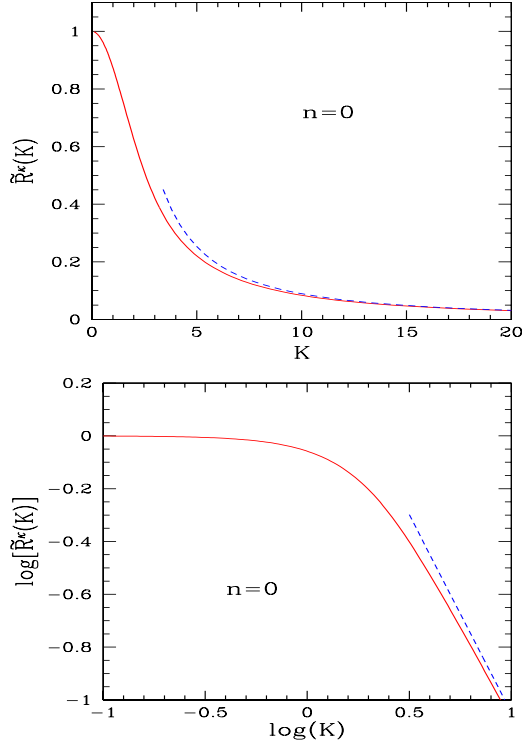


FIG. 6: *Upper panel:* The Lagrangian propagator $\tilde{R}^\kappa(K)$ in Fourier space, obtained for $n = 0$, in terms of the dimensionless wavenumber K , from Eqs.(96) and (112). The dashed line is the asymptotic power-law behavior (116). *Lower panel:* Same as upper panel but on a logarithmic scale.

that we recover the linear behavior (78) on large scales, as we have $R^\kappa(0, t; 0)L(t) \propto t$. For $-3 < n < -1$ the linear time-dependence (78) is also recovered on large scales from Eq.(101) through $L(t)^{(n+1)/2+1} \propto t$. On the other hand, for all $-3 < n < 1$, the time dependence vanishes in the leading-order terms in the right hand side of Eqs.(100) and (101).

In Fourier space, from Eqs.(93), (96), we recover at low k ($k \rightarrow 0$) the asymptotic limits (78) and (79). At high k , the small-separation singularities (100)-(101) give rise to the time-independent power-law tails

$$k \gg L(t)^{-1} : \tilde{R}^{\kappa, \psi}(k, t) \sim k^{(1-n)/2}, \quad (103)$$

$$\tilde{R}^\kappa(k, t) \sim k^{-(n+3)/2}. \quad (104)$$

Thus, $\tilde{R}^{\kappa, \psi}(k, t)$ grows at high k whereas $\tilde{R}^\kappa(k, t)$ slowly decreases, in a time-independent fashion, over a range of wavenumbers that grows with time since $L(t)^{-1}$ goes to zero at late times.

Note that, contrary to the Eulerian propagators discussed in section III B, the Lagrangian propagators are well defined over the whole range $-3 < n < 1$. As explained in section IV A, the Lagrangian quantity $\kappa(q, t)$ is not modified by uniform translations of the system, so that the propagators $R^{\kappa, \psi}$ and R^κ are not sensitive to

long-wavelength modes of the initial velocity and remain finite for $-3 < n < -1$ as we push a possible IR cutoff to infinity.

C. Brownian and white-noise initial velocity

For the Brownian case, $n = -2$, the shock mass function is explicitly known [26, 37],

$$n = -2 : N(M) = \frac{M^{-3/2}}{\sqrt{\pi}} e^{-M}, \quad (105)$$

where we introduced the dimensionless scaling variables

$$M = \frac{m}{\rho_0 L(t)}, \quad n(m, t) = \frac{1}{\rho_0 L(t)^2} N(M). \quad (106)$$

Introducing the dimensionless propagators,

$$R^\kappa(q, t; q_0) = \frac{t}{L(t)} R^\kappa(Q - Q_0), \quad \tilde{R}^\kappa(k, t) = t \tilde{R}^\kappa(K), \quad (107)$$

we obtain from Eq.(91)

$$\frac{d^2 R^\kappa}{dQ^2}(Q) = \frac{N(Q)}{Q} = \frac{Q^{-5/2}}{\sqrt{\pi}} e^{-Q}, \quad (108)$$

whence

$$Q \ll 1 : R^\kappa(Q) \sim \frac{4}{3\sqrt{\pi}Q}, \quad (109)$$

$$Q \gg 1 : R^\kappa(Q) \sim \frac{Q^{-5/2}}{\sqrt{\pi}} e^{-Q}, \quad (110)$$

as well as $\tilde{R}^\kappa(0) = 1$ and

$$K \gg 1 : \tilde{R}^\kappa(K) \sim \frac{4}{3} \sqrt{\frac{2}{K}}. \quad (111)$$

For the white-noise case, $n = 0$, the shock mass function is again explicitly known [27, 41],

$$n = 0 : N(M) = 2M \int_{-i\infty}^{+i\infty} \frac{ds'}{2\pi i} \frac{e^{-s'M}}{\text{Ai}(s')^2} \times \int_{-i\infty}^{+i\infty} \frac{ds}{2\pi i} e^{sM} \frac{\text{Ai}'(s)}{\text{Ai}(s)}, \quad (112)$$

using the dimensionless scaling variables (106). It shows the asymptotic tails [41]

$$M \gg 1 : N(M) \sim 2\sqrt{\pi} M^{5/2} e^{-\omega_1 M - M^3/12}, \quad (113)$$

$$M \ll 1 : N(M) \sim \frac{1}{\sqrt{\pi M}}, \quad (114)$$

which agree with Eqs.(97)-(98). In terms of the dimensionless propagators (107) we obtain $R^\kappa(0) \simeq 1.674$ and the asymptotic tail

$$Q \gg 1 : R^\kappa(Q) \sim 32\sqrt{\pi} Q^{-5/2} e^{-\omega_1 Q - Q^3/12}, \quad (115)$$

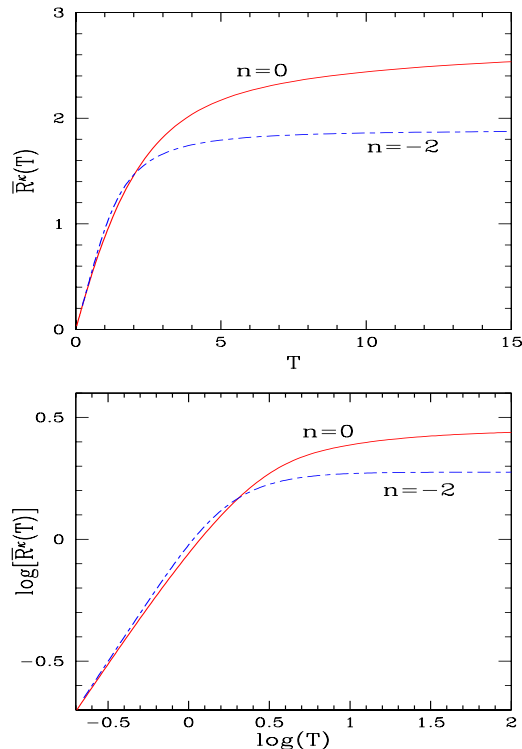


FIG. 7: *Upper panel:* The Lagrangian propagator $\tilde{R}^\kappa(T)$ as a function of the dimensionless time $T = t/t_k$, at fixed wavenumber k . The dot-dashed line corresponds to Brownian initial velocity ($n = -2$) and the solid line to white-noise initial velocity ($n = 0$). *Lower panel:* Same as upper panel but on a logarithmic scale.

as well as $\tilde{R}^\kappa(0) = 1$ and

$$K \gg 1 : \tilde{R}^\kappa(K) \sim 2\sqrt{\frac{2}{K^3}}. \quad (116)$$

We show in Figs. 3-6 the propagators $R^\kappa(Q - Q_0)$ and $\tilde{R}^\kappa(K)$ obtained for the two cases $n = -2$ and $n = 0$.

D. Evolution with time

As shown in the previous section, for a fixed wavenumber k we recover at early times the linear growth (78)-(79), whereas at late times the Lagrangian propagators saturate into the nonlinear regime, as seen in Eqs.(103)-(104). To emphasize the evolution with time, we define the characteristic time t_k , associated with wavenumber k , which measures the time when scales $\sim 1/k$ enter the nonlinear regime (i.e. $K = 1$), by

$$kL(t_k) = 1, \quad \text{whence } t_k \propto k^{-(n+3)/2}, \quad (117)$$

where $L(t)$ was introduced in Eq.(39), and we introduce the associated dimensionless time-variable T ,

$$T = \frac{t}{t_k}, \quad \text{whence } T = K^{(n+3)/2}. \quad (118)$$

Then, we write the propagator $\tilde{R}^\kappa(k, t)$ of Eq.(107) as

$$\tilde{R}^\kappa(k, t) = t_k \bar{R}^\kappa(T) \quad \text{whence } \tilde{R}^\kappa(K) = \frac{1}{T} \bar{R}^\kappa(T). \quad (119)$$

As noticed above, the propagator $\bar{R}^\kappa(T)$, which describes the time-dependence of $\tilde{R}^\kappa(k, t)$ at fixed k , shows the early- and late-time asymptotics

$$T \ll 1 : \bar{R}^\kappa(T) \sim T, \quad T \rightarrow \infty : \bar{R}^\kappa(T) \rightarrow \text{constant}. \quad (120)$$

We obtain $\bar{R}^\kappa(\infty) = 4\sqrt{2}/3$ for $n = -2$ and $\bar{R}^\kappa(\infty) = 2\sqrt{2}$ for $n = 0$. We display in Fig. 7 the scaling propagator $\bar{R}^\kappa(T)$ obtained for $n = -2$ and $n = 0$.

The behaviors (120) explicitly show that the Lagrangian propagators first grow linearly with time until they reach the nonlinear regime where they saturate, by contrast with the Eulerian propagators, which show exponential-type decays as seen in section III. The fact that the former show no decay at late times implies that there is no real loss of memory.

V. CONCLUSION

In this article we have studied the Eulerian and Lagrangian propagators which are obtained within the adhesion model (i.e. Burgers dynamics), focusing on the one-dimensional case with power-law initial conditions that develop a self-similar evolution. We have derived some general and asymptotic results for linear power-spectrum index n in the range $-3 < n < 1$, as well as complete explicit expressions for the two representative cases $n = -2$ (Brownian initial velocity) and $n = 0$ (white-noise initial velocity). In particular, we note that the range $-3 < n < 1$ can be split over an “IR class”, $-3 < n < -1$, governed by long wavelengths, and a “UV class”, $-1 < n < 1$, governed by small wavelengths.

We find that Eulerian propagators can be expressed in terms of the one-point Eulerian velocity probability distribution. This clearly shows that they are sensitive to long-wavelength modes of the velocity field, which leads to a “sweeping effect” as small-scale structures can be moved over large distances without significant distortions if most of the power is stored at very low wavenumbers. This yields a strong exponential-like decay at high- k of Eulerian propagators, which does not imply a strong loss of memory of the system as it is due to this random advection. In the IR-class, the Eulerian propagators show an universal Gaussian decay (i.e. independently of n) of the form $e^{-t^2 k^2 \sigma_{u_0}^2 / 2}$ in Fourier space. However, if there is no infrared cutoff the factor $\sigma_{u_0}^2$ diverges and the Eulerian propagators vanish as soon as $t > 0$. In the UV-class, Eulerian propagators strongly depend on the index n . In particular, for $n = 0$ we obtain in Fourier space an oscillatory decay, with an amplitude of the form $e^{-tk^{3/2}}$. In both IR and UV classes, being related to the one-point Eulerian velocity probability distribution Eulerian prop-

agators are not sensitive probes of the structures of the underlying density field.

For more complex dynamics, such as cosmological gravitational clustering, Eulerian propagators can no longer be written in terms of the velocity distribution in such a direct manner, but they remain governed by the same sweeping effect and resummation schemes typically show a decay at high wavenumbers and late times [9, 10, 11, 17]. Even when this effect is modest (i.e. there is not much power at low k) Eulerian propagators are unlikely to provide good probes of the density field, its relation to the one-point velocity distribution being rather loose.

Next, we have shown that Lagrangian propagators can be expressed in terms of the shock mass function (which corresponds to the halo mass function in the cosmological context) as shown explicitly in Eqs. (89), (93) and (96). Therefore, Lagrangian propagators are much more closely related to the properties of the density field. Moreover, they show the same properties for both the IR and UV classes, as could be expected from the Galilean invariance of the equations of motion. Whereas on large scales and low k they grow with time, in agreement with the linear regime, on small scales and high k they saturate to constant values, with a power-law dependence on scale or wavenumber that is set by the initial index n . This strong memory of the system marks a sharp contrast with the decay of different-time Eulerian statistics. In higher dimensions we still expect the Lagrangian propagators to show power-law tails over wavenumber k

in the highly nonlinear regime, with a slope that is again related to the low-mass tail of the shock mass function, but there can also be a power-law decay over time. We leave such a study to future work.

Even though in more complex dynamics Lagrangian propagators are unlikely to be expressed in terms of the density field in such a direct manner (i.e. through the mass function of bound objects), they should provide a sensitive probe of the behavior of the density field and of the relaxation processes at work. As seen in this article, a great interest of the adhesion model is to provide exact results in a nontrivial case which shares some key properties with cosmological gravitational clustering. This allows us to obtain some insight in the behavior of complex quantities, such as propagators or response functions, and the processes which they probe. Then, this can serve as a guide to decipher the processes associated with more complex systems. On a quantitative level, it remains to be seen whether this can be used to build for instance efficient ansätze (in the manner of the halo model [4] or the stable-clustering ansatz [1]) that would help building an accurate description of the system.

Acknowledgments

This work is supported in part by the French Agence Nationale de la Recherche under grant ANR-07-BLAN-0132 (BLAN07-1-212615).

-
- [1] P. J. E. Peebles, *The large scale structure of the universe* (Princeton university press, Princeton, 1980).
 - [2] D. N. Spergel, L. Verde, H. V. Peiris, E. Komatsu, M. R.olta, C. L. Bennett, M. Halpern, G. Hinshaw, N. Jarosik, A. Kogut, et al., *Astrophys. J. Suppl. Ser.* **148**, 175 (2003), arXiv:astro-ph/0302209.
 - [3] F. Bernardeau, S. Colombi, E. Gaztañaga, and R. Scoccimarro, *Phys. Rep.* **367**, 1 (2002), arXiv:astro-ph/0112551.
 - [4] A. Cooray and R. Sheth, *Phys. Rep.* **372**, 1 (2002), astro-ph/0206508.
 - [5] D. J. Eisenstein, W. Hu, and M. Tegmark, *Astrophys. J.* **504**, L57 (1998).
 - [6] D. J. E. et al., *Astrophys. J.* **633**, 560 (2005).
 - [7] D. Munshi, P. Valageas, L. van Waerbeke, and A. Heavens, *Phys. Rep.* **462**, 67 (2008).
 - [8] P. Valageas, *Astron. and Astroph.* **421**, 23 (2004).
 - [9] M. Crocce and R. Scoccimarro, *Phys. Rev. D* **73**, 063519 (2006).
 - [10] M. Crocce and R. Scoccimarro, *Phys. Rev. D* **73**, 063520 (2006).
 - [11] P. Valageas, *Astron. and Astroph.* **465**, 725 (2007).
 - [12] P. Valageas, *Astron. and Astroph.* **484**, 79 (2008).
 - [13] S. Matarrese and M. Pietroni, *J. Cosm. Astrop. Phys.* **6**, 26 (2007).
 - [14] A. Taruya and T. Hiramatsu, *Astrophys. J.* **674**, 617 (2008).
 - [15] M. Pietroni, *JCAP* **10**, 36 (2008).
 - [16] T. Matsubara, *Phys. Rev. D* **77**, 063530 (2008).
 - [17] F. Bernardeau and P. Valageas, *Phys. Rev. D* **78**, 083503 (2008).
 - [18] J. Carlson, M. White, and N. Padmanabhan (2009), arXiv:0905.0479.
 - [19] P. Valageas, *Astron. and Astroph.* **476**, 31 (2007).
 - [20] Y. B. Zel'Dovich, *Astr. & Astrophys.* **5**, 84 (1970).
 - [21] S. N. Gurbatov, A. I. Saichev, and S. F. Shandarin, *Mont. Not. Roy. Astron. Soc.* **236**, 385 (1989).
 - [22] F. Bernardeau and P. Valageas, in preparation (2009).
 - [23] D. H. Weinberg and J. E. Gunn, *MNRAS* **247**, 260 (1990).
 - [24] J. M. Burgers, *The nonlinear diffusion equation* (D. Reidel, Dordrecht, 1974).
 - [25] J. Bec and K. Khanin, *Phys. Rep.* **447**, 1 (2007).
 - [26] P. Valageas, *J. Stat. Phys.* **134**, 589 (2009).
 - [27] P. Valageas, *J. Stat. Phys.* (2009).
 - [28] J. D. Cole, *Quart. Appl. Math.* **9**, 225 (1951).
 - [29] E. Hopf, *Commun. Pure Appl. Math.* **3**, 201 (1950).
 - [30] M. Vergassola, B. Dubrulle, U. Frisch, and A. Noullez, *Astron. Astrophys.* **289**, 325 (1994).
 - [31] P. Valageas, *Phys. Rev. E* **80**, 016305 (2009).
 - [32] P. Schneider and M. Bartelmann, *MNRAS* **273**, 475 (1995).
 - [33] A. N. Taylor and A. J. S. Hamilton, *MNRAS* **282**, 767 (1996).

- [34] Z.-S. She, E. Aurell, and U. Frisch, *Commun. Math. Phys.* **148**, 623 (1992).
- [35] U. Frisch, *Turbulence* (Cambridge University Press, Cambridge, 1995).
- [36] U. Frisch, J. Bec, and E. Aurell, *Phys. Fluids* **17**, 081706 (2005).
- [37] J. Bertoin, *Commun. Math. Phys.* **193**, 397 (1998).
- [38] E. T. Vishniac, *MNRAS* **203**, 345 (1983).
- [39] B. Jain and E. Bertschinger, *Astrophys. J.* **456**, 43 (1996).
- [40] S. Kida, *J. Fluid Mech.* **93**, 337 (1979).
- [41] L. Frachebourg and P. A. Martin, *J. Fluid Mech.* **417**, 323 (2000).
- [42] Y. G. Sinai, *Commun. Math. Phys.* **148**, 601 (1992).
- [43] M. Avellaneda and W. E, *Commun. Math. Phys.* **172**, 13 (1995).
- [44] U. Frisch and J. Bec, *Burgulence, Les Houches 2000: New trends in turbulence* (M. Lesieur, A. Yaglom & F. David, Springer EDP-Sciences, 2001).
- [45] R. Tribe and O. Zaboronski, *Commun. Math. Phys.* **212**, 415 (2000).
- [46] S. N. Gurbatov, S. I. Simdyankin, E. Aurell, U. Frisch, and G. Toth, *J. Fluid Mech.* **344**, 339 (1997).
- [47] G. M. Molchan, *J. Stat. Phys.* **88**, 1139 (1997).
- [48] R. Ryan, *Commun. Math. Phys.* **191**, 71 (1998).
- [49] This is possible for the initial conditions (15) since we have $|\psi_0(q)| \sim q^{(1-n)/2}$, which grows more slowly than q^2 at large distances.