

Nicola de Divitiis

Self-Similarity in Fully Developed Homogeneous Isotropic Turbulence Using the Lyapunov Analysis

Received: date / Accepted: date

Abstract In this work, we calculate the self-similar longitudinal velocity correlation function and the statistical properties of velocity difference using the results of the Lyapunov analysis of the fully developed isotropic homogeneous turbulence just presented by the author in a previous work [1]. There, a closure of the von Kármán-Howarth equation is proposed and the statistics of velocity difference is determined through a specific analysis of the Fourier-transformed Navier-Stokes equations.

The correlation functions correspond to steady-state solutions of the von Kármán-Howarth equation under the self-similarity hypothesis introduced by von Kármán. These solutions are numerically determined with the statistics of velocity difference. The obtained results adequately describe the several properties of the fully developed isotropic turbulence.

Keywords Self-Similarity · Lyapunov Analysis · von Kármán-Howarth equation · Velocity difference statistics

PACS 47.27.-i

1 Introduction

A recent work of the author dealing with the homogeneous isotropic turbulence [1], suggests a novel method to analyze the fully developed turbulence through a specific Lyapunov analysis of the relative motion of two fluid particles. The analysis expresses the velocity fluctuation as the combined effect of the exponential growth rate of the fluid velocity in the Lyapunov basis, and of the rotation of the same basis with respect to the fixed frame of reference. The results of this analysis lead to the closure of the von Kármán-Howarth equation and give an explanation of the mechanism of the energy cascade. A constant skewness of the velocity derivative $\partial u_r / \partial r$ is calculated which is in agreement with the various source of the literature. Moreover, the statistics of the velocity difference can be inferred looking at the Fourier series of the velocity. This is a non-Gaussian statistics, where the constancy of the skewness of $\partial u_r / \partial r$ implies that the other higher absolute moments increase with the Taylor-scale Reynolds number.

The present work represents a further contribution of Ref. [1]. Here, the self-similar solutions of the von Kármán-Howarth equation are numerically calculated using the closure obtained in the previous work and the statistics of the velocity difference is obtained.

2 Analysis

For sake of convenience, this section reports the main results of the Lyapunov analysis obtained in the Ref. [1].

As well known, the pair correlation function f of the longitudinal velocity u_r for the fully developed isotropic and homogeneous turbulence, satisfies the von Kármán-Howarth equation [2]

$$\frac{\partial f}{\partial t} = \frac{K(r)}{u^2} + 2\nu \left(\frac{\partial^2 f}{\partial r^2} + \frac{4}{r} \frac{\partial f}{\partial r} \right) - 10\nu f \frac{\partial^2 f}{\partial r^2}(0) \quad (1)$$

the boundary conditions of which are

$$f(0) = 1, \quad \frac{\partial f(0)}{\partial r} = 0 \quad (2)$$

$$\lim_{r \rightarrow \infty} f(r) = 0$$

Into Eq. (1), r is the separation distance and u is the standard deviation of u_r , which satisfies [2], [3]

$$\frac{du^2}{dt} = 10\nu u^2 \frac{\partial^2 f}{\partial r^2}(0) \quad (3)$$

This equation gives the rate of the kinetic energy and is determined putting $r = 0$ in the von Kármán-Howarth equation [2], [3]. The function $K(r)$, related to the triple velocity correlation function, represents the effect of the inertia forces and expresses the mechanism of energy cascade. In accordance to the Lyapunov analysis presented in Ref [1], the analytical expression of $K(r)$ is in terms of f and on its space derivative

$$K(r) = u^3 \sqrt{\frac{1-f}{2}} \frac{\partial f}{\partial r} \quad (4)$$

The proposed expression of $K(r)$ satisfies the two conditions $\partial K/\partial r(0) = 0$, $K(0) = 0$, which represent, respectively the condition of homogeneity and the fact that K does not modify the fluid kinetic energy [2], [3]. The skewness of the longitudinal velocity difference Δu_r is calculated as [3]

$$H_3(r) = \frac{\langle (\Delta u_r)^3 \rangle}{\langle (\Delta u_r)^2 \rangle^{3/2}} = \frac{6k(r)}{(2(1-f(r)))^{3/2}} \quad (5)$$

where $k(r)$ is the longitudinal triple velocity correlation function, related to $K(r)$ through [3]

$$K(r) = u^3 \left(\frac{\partial}{\partial r} + \frac{4}{r} \right) k(r) \quad (6)$$

The result of this analysis is that the skewness of $\partial u_r/\partial r$ is a constant which does not depend on the Reynolds number, whose value is $H_3(0) = -3/7$ [1]. The solutions of the von Kármán-Howarth equation provide second and third dimensionless statistical moments of Δu_r . In line with the analysis of Ref.[1], the higher moments are consequently determined, taking into account that the analytical structure of Δu_r is expressed as

$$\frac{\Delta u_r}{\sqrt{\langle (\Delta u_r)^2 \rangle}} = \frac{\xi + \psi (\chi(\eta^2 - 1) - (\zeta^2 - 1))}{\sqrt{1 + 2\psi^2 (1 + \chi^2)}} \quad (7)$$

Equation (7), which arises from statistical considerations about the Fourier-transformed Navier-Stokes equations in fully developed turbulence, expresses the internal structure of the isotropic turbulence, where ξ , η and ζ are independent centered random variables which exhibit the gaussian distribution functions $p(\xi)$, $p(\eta)$ and $p(\zeta)$ whose standard deviation is equal to the unity. Thus, the moments of Δu_r are easily calculated from Eq. (7) [1]

$$H_n \equiv \frac{\langle (\Delta u_r)^n \rangle}{\langle (\Delta u_r)^2 \rangle^{n/2}} = \frac{1}{(1 + 2\psi^2 (1 + \chi^2))^{n/2}} \sum_{k=0}^n \binom{n}{k} \psi^k \langle \xi^{n-k} \rangle \langle (\chi(\eta^2 - 1) - (\zeta^2 - 1))^k \rangle \quad (8)$$

where

$$\langle (\chi(\eta^2 - 1) - (\zeta^2 - 1))^k \rangle = \sum_{i=0}^k \binom{k}{i} (-\chi)^i \langle (\zeta^2 - 1)^i \rangle \langle (\eta^2 - 1)^{k-i} \rangle \quad (9)$$

$$\langle (\eta^2 - 1)^i \rangle = \sum_{l=0}^i \binom{i}{l} (-1)^l \langle \eta^{2(i-l)} \rangle$$

In particular, the third moment or skewness, H_3 , which is related for the energy cascade, is

$$H_3 = \frac{8\psi^3 (\chi^3 - 1)}{(1 + 2\psi^2 (1 + \chi^2))^{3/2}} \quad (10)$$

As far as ψ is concerned, this is a function of the separation distance and of the Reynolds number [1]

$$\psi(\mathbf{r}, R) = \sqrt{\frac{R}{15\sqrt{15}}} \hat{\psi}(r) \quad (11)$$

where $R = u\lambda_T/\nu$ and $\lambda_T = u/\sqrt{\langle (\partial u_r / \partial r)^2 \rangle}$ are, respectively, the Taylor-scale Reynolds number and the Taylor scale, whereas the function $\hat{\psi}(r)$ is determined through Eq. (10) as soon as $H_3(r)$ is known. The parameter χ is also a function of R which is implicitly calculated putting $r = 0$ into Eq. (10), i.e. [1]

$$\frac{8\psi_0^3 (1 - \chi^3)}{(1 + 2\psi_0^2 (1 + \chi^2))^{3/2}} = \frac{3}{7} \quad (12)$$

with $\psi_0 = \psi(R, 0)$ and $\hat{\psi}_0 = 1.075$ [1].

From Eqs. (7) and (11), all the absolute values of the dimensionless moments of Δu_r of order greater than 3 rise with R , indicating that the intermittency increases with the Reynolds number.

The PDF of Δu_r can be formally expressed through distribution functions $p(\xi)$, $p(\eta)$ and $p(\zeta)$, using the Frobenius-Perron equation

$$F(\Delta u'_r) = \int_{\xi} \int_{\eta} \int_{\zeta} p(\xi)p(\eta)p(\zeta) \delta(\Delta u_r - \Delta u'_r) d\xi d\eta d\zeta \quad (13)$$

where δ is the Dirac delta.

The spectrums $E(\kappa)$ and $T(\kappa)$ are the Fourier Transforms of f and K [3], respectively

$$\begin{bmatrix} E(\kappa) \\ T(\kappa) \end{bmatrix} = \frac{1}{\pi} \int_0^{\infty} \begin{bmatrix} u^2 f(r) \\ K(r) \end{bmatrix} \kappa^2 r^2 \left(\frac{\sin \kappa r}{\kappa r} - \cos \kappa r \right) dr \quad (14)$$

3 Self-Similarity

An ordinary differential equation for describing the spatial evolution of f is derived from the von Kármán-Howarth equation under the hypothesis of self-similarity and using the closure given by Eq. (4). This equation represents a boundary problem which is then transformed into an initial condition problem in the variable r .

Far from the initial condition, it is reasonable that the simultaneous effects of the mechanism of the cascade of energy and of the viscosity act keeping f and $E(\kappa)$ similar in the time. This is the idea of self-preserving correlation function and turbulence spectrum which was originally introduced by von Kármán (see ref. [4] and reference therein).

In order to analyse this self-similarity, it is convenient to express f in terms of the dimensionless variables $\hat{r} = r/\lambda_T$ and $\hat{t} = tu/\lambda_T$, i.e., $f = f(\hat{t}, \hat{r})$. As a result, Eq. (1) reads as follows

$$\frac{\partial f}{\partial \hat{t}} \frac{\lambda_T}{u} \frac{d}{dt} \left(\frac{tu}{\lambda_T} \right) - \frac{\partial f}{\partial \hat{r}} \frac{\hat{r}}{u} \frac{d\lambda_T}{dt} = \sqrt{\frac{1-f}{2}} \frac{\partial f}{\partial \hat{r}} + \frac{2}{R} \left(\frac{\partial^2 f}{\partial \hat{r}^2} + \frac{4}{\hat{r}} \frac{\partial f}{\partial \hat{r}} \right) + \frac{10}{R} f \quad (15)$$

where $\partial^2 f / \partial \hat{r}^2(0) \equiv -1$. This is a non-linear partial differential equation whose coefficients vary in time according to the rate of kinetic energy

$$\frac{du^2}{dt} = -\frac{10\nu u^2}{\lambda_T^2} \quad (16)$$

If the self-similarity is assumed, all the coefficients of Eq. (15) must not vary with the time [2], [4], thus one obtains

$$R = \text{const} \quad (17)$$

$$a_1 \equiv \frac{\lambda_T}{u} \frac{d}{dt} \left(\frac{tu}{\lambda_T} \right) = \text{const} \quad (18)$$

$$a_2 \equiv \frac{1}{u} \frac{d\lambda_T}{dt} = \text{const}, \quad (19)$$

From Eqs. (16) and (17), λ_T and u will depend upon the time according to

$$\lambda_T(t) = \lambda_T(0) \sqrt{1 + 10\nu/\lambda_T^2(0)t}, \quad u(t) = \frac{u(0)}{\sqrt{1 + 10\nu/\lambda_T^2(0)t}}. \quad (20)$$

The corresponding values of a_1 and a_2 are determined substituting these latter expressions into Eqs. (18) and (19), respectively, i.e.

$$a_1 \equiv \frac{\lambda_T}{u} \frac{d}{dt} \left(\frac{tu}{\lambda_T} \right) = \frac{1}{1 + 10\nu/\lambda_T^2(0)t} \quad (21)$$

$$a_2 \equiv \frac{1}{u} \frac{d\lambda_T}{dt} = \frac{5}{R}$$

The coefficient a_1 decreases with the time and for $t \rightarrow \infty$, $a_1 \rightarrow 0$, whereas a_2 remains constant. Therefore, for $t \rightarrow \infty$, one obtains the self-similar correlation function $f(\hat{r})$, which does not depend on the initial condition and that obeys to the following non-linear ordinary differential equation

$$\frac{5}{R} \frac{df}{d\hat{r}} \hat{r} + \sqrt{\frac{1-f}{2}} \frac{df}{d\hat{r}} + \frac{2}{R} \left(\frac{d^2 f}{d\hat{r}^2} + \frac{4}{\hat{r}} \frac{df}{d\hat{r}} \right) + \frac{10}{R} f = 0 \quad (22)$$

The first term of Eq. (22) represents the time derivative of f and does not influence the mechanism of energy cascade. In line with von Kármán [2], [4], we search the self-similar solutions over the whole range of \hat{r} , with the exception of the dimensionless distances whose order magnitude exceed R . This corresponds to assume the self-similarity for all the frequencies of the energy spectrum, but for the lowest ones [2], [4]. Accordingly, the self-similar solutions of the von Kármán-Howarth equation are also steady solutions, thus the first term of Eq. (22) can be neglected with respect to the other ones, i.e.

$$\sqrt{\frac{1-f}{2}} \frac{df}{d\hat{r}} + \frac{2}{R} \left(\frac{d^2 f}{d\hat{r}^2} + \frac{4}{\hat{r}} \frac{df}{d\hat{r}} \right) + \frac{10}{R} f = 0 \quad (23)$$

The boundary conditions of Eq. (23) are from Eqs. (2) [2]

$$f(0) = 1, \quad \frac{df(0)}{d\hat{r}} = 0 \quad (24)$$

$$\lim_{\hat{r} \rightarrow \infty} f(\hat{r}) = 0 \quad (25)$$

Since the solutions $f \in C^2(0, \infty)$ exponentially tend to zero when $r \rightarrow \infty$, and λ_T is considered to be an assigned quantity, the boundary condition (25) can be replaced by the following condition in the origin

$$\frac{d^2 f(0)}{d\hat{r}^2} = -1 \quad (26)$$

Therefore, the boundary problem represented by Eqs. (23), (24) and (25), corresponds to the following initial condition problem written in the normal form

$$\frac{df}{d\hat{r}} = F \tag{27}$$

$$\frac{dF}{d\hat{r}} = -5f - \left(\frac{1}{2} \sqrt{\frac{1-f}{2}} R + \frac{4}{\hat{r}} \right) F$$

the initial condition of which is

$$f(0) = 1, F(0) = 0 \tag{28}$$

This ordinary differential system arises from Eq. (23), where according to Eq. (26), one must take into account that

$$\lim_{\hat{r} \rightarrow 0} \frac{F(\hat{r})}{\hat{r}} = \lim_{\hat{r} \rightarrow 0} \frac{dF(\hat{r})}{d\hat{r}} = -1 \tag{29}$$

4 Results and Discussion

In this section, the solutions of the system (27) are qualitatively studied and numerically calculated for several values of the Reynolds numbers, and the statistics of the velocity difference is investigated through the analysis seen in the section 2 (Eqs. (7)-(13)).

The analysis of Eqs. (27) shows that, for large \hat{r} , f exponentially decreases, thus all the integral scales of f are finite quantities and the energy spectrum is a definite quantity whose integral over the Fourier space gives the turbulent kinetic energy.

It is worth to remark that, where $K(r)$ is about constant, f behaves like

$$f - 1 \approx \hat{r}^{2/3} \tag{30}$$

as a result, the energy spectrum varies according to the Kolmogorov law $\kappa^{-5/3}$ and the interval where this happens, identifies the inertial subrange of Kolmogorov.

Furthermore, the solutions $f \in C^6(0, \infty)$, of the system (27)-(28), in the vicinity of the origin read as

$$f(\hat{r}) = 1 - \frac{\hat{r}^2}{2} + \frac{10 + R}{112} \hat{r}^4 + O(\hat{r}^6) \tag{31}$$

The more rapid variations of f and of its derivative occur in close proximity of the origin [3] and these are responsible for the behavior of $E(\kappa)$ at high wavenumbers. Thus, we assume that the minimum length scale of f is due to the second and the third term of Eq. (31). Under this scale the effects of the inertia and pressure forces are negligible with respect to the viscous forces. This scale is determined as two times the separation distance $\hat{r} > 0$ where the first derivative of $-\hat{r}^2/2 + (10 + R)/112 \hat{r}^4$ vanishes. Then, the corresponding wave-number (minimum scale) is related to R through the relationship

$$\kappa_{max} \approx \frac{2\pi}{\lambda_T} \sqrt{\frac{10 + R}{112}} \tag{32}$$

For higher wavenumbers, in the dissipative range, the viscosity influences f in such a way that $E(\kappa)$ decreases much more rapidly with respect to the inertial subrange. In the dissipative interval, $E(\kappa)$ roughly coincides with the Fourier transformation of $f \simeq 1 - \hat{r}^2/2 \simeq 1/(1 + \hat{r}^2/2)$, and, for this reason, one could expect that the energy spectrum behaves like [5]

$$E(\kappa) \approx \exp(-a\kappa) \tag{33}$$

for $\kappa > \kappa_{max}$, where $a = O(1) > 0$ is a proper parameter which depends upon the Reynolds number. The value of κ_{max} , calculated following Eq. (32), should indicate the order of magnitude of the separation wavenumber between the Kolmogorov inertial subrange and the dissipative interval.

Now, several numerical solutions of Eqs. (27) were calculated for different values of the Taylor-scale Reynolds numbers by means of the fourth-order Runge-Kutta scheme of integration.

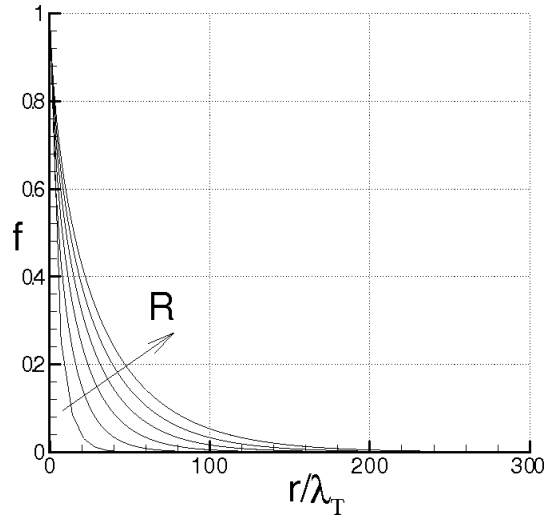


Fig. 1 Longitudinal correlation function for different Taylor-Scale Reynolds numbers.

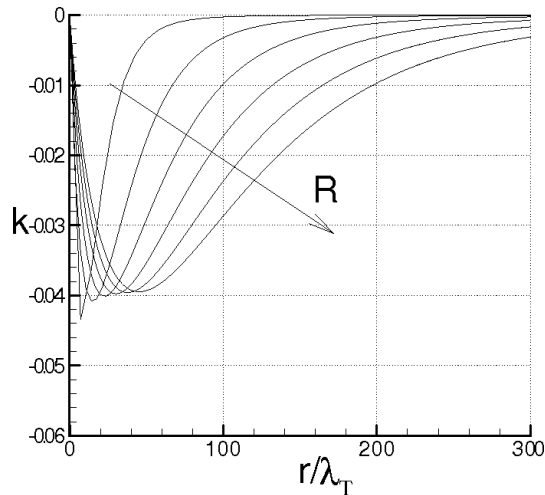


Fig. 2 Longitudinal triple correlation function for different Taylor-Scale Reynolds numbers.

The cases here analyzed correspond to $R = 100, 200, 300, 400, 500$ and 600 . The fixed step size of the integrator scheme is selected on the basis of the asymptotic stability condition of Eq. (27). This is $\Delta\hat{r} = \sqrt{2}/R$ [6] and provides a fairly accurate description of the correlation function at small scales.

Figures 1 and 2 show the numerical solutions of Eqs. (27), where double and triple longitudinal correlation functions are both in terms of \hat{r} , for the different values of R . Due to the mechanism of energy cascade, represented by the expression of $K(r)$ (see Eq. (4)), the tail of f rises with R accordingly to Eq. (31) and this means that, for an assigned value of λ_T , all the integral scales of f rise with the Reynolds number. The triple correlation function is shown in terms of \hat{r} in Fig. 2. Because of energy cascade, and according to Eq. (4), k decays more slowly than f , for $\hat{r} \rightarrow \infty$. It is apparent that assigned variations of k correspond to variations of \hat{r} whose size increases with R . The maximum of $|k|$ gives the entity of the mechanism of energy cascade. This is slightly less than 0.05 and agrees quite well with the numerous data of the literature (see [3] and Refs. therein).

Figures 3 and 4 show the plots of $E(\kappa)$ and $T(\kappa)$ calculated with Eq. (14), for the same Reynolds numbers. As the consequence of the mathematical properties of f , the energy spectrum behaves like $E(\kappa) = O(\kappa^4)$ in proximity of the origin, and after a maximum is about parallel to the $-5/3$ Kolmogorov law (dashed line in Fig. 3) in a given interval of the wave-numbers. This interval defines the inertial range of Kolmogorov, and its size increases with R . This arises from the fact that there exists a

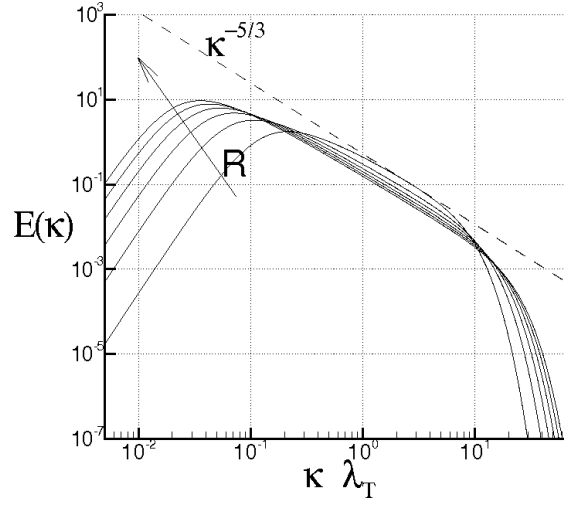


Fig. 3 Turbulent Energy Spectrum for different Taylor-Scale Reynolds numbers.

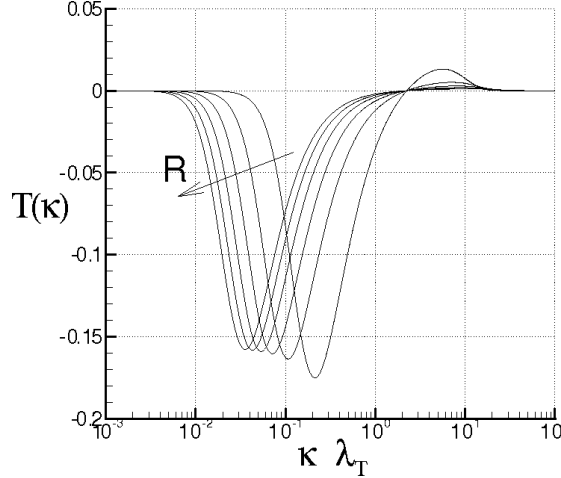


Fig. 4 "Transfer function $T(\kappa)$ " for several Taylor-Scale Reynolds numbers.

spatial interval where $K(r)$ is about constant and, as seen, this determines that $f - 1 \approx r^{2/3}$. At higher wave-numbers, the energy spectrum decreases more rapidly with respect to the Kolmogorov subrange and its variations almost agree with Eq. (33). The constant a of Eq. (33) varies from about 0.53 to 0.26 when R assumes the values of 100 and 600, respectively. The wavenumber of separation between the two regions changes with the Reynolds number and follows the variations previously determined with Eq. (32). Since K does not modify the kinetic energy of the flow, according to Eq. (4), the integral of $T(\kappa)$ over κ results to be identically equal to zero at all the Reynolds numbers.

In the Figs. 5 and 6, skewness and flatness of Δu_r are shown in terms of \hat{r} for the same values of the Reynolds numbers. The skewness H_3 is first calculated according to Eq. (5) and thereafter the flatness H_4 has been determined using Eq. (8). For a given value of R , $|H_3|$ starts from $3/7$ at the origin, then decreases to small values, while H_4 starts from values quite greater than 3 at $r = 0$, then reaches the value of 3. In line with Eq. (4), since f decays more rapidly than k as $r \rightarrow \infty$, H_4 goes to 3 more fastly than H_3 tending to zero. Although $H_3(0)$ does not depend upon R , $H_3(\hat{r})$ is a rising function of the Reynolds number and, in any case, the intermittency of Δu_r increases with R according to Eqs. (7)-(11).

Next, the Kolmogorov function $Q(r)$ and the Kolmogorov constant C , are determined using the previous results. According to the theory, the Kolmogorov function, defined as

$$Q(r) = -\frac{\langle (\Delta u_r)^3 \rangle}{r\varepsilon} \quad (34)$$

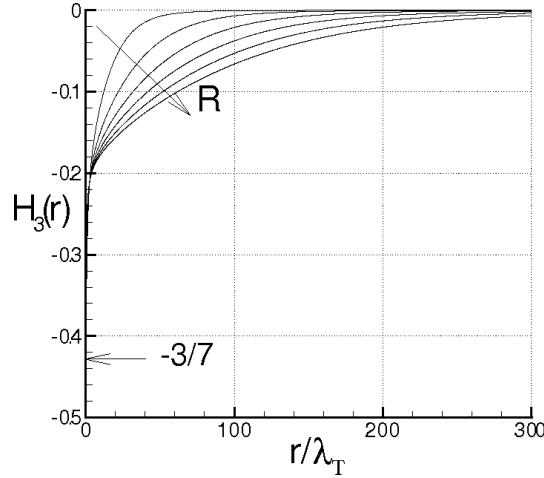


Fig. 5 Skewness of Δu_r at different Taylor-Scale Reynolds numbers.

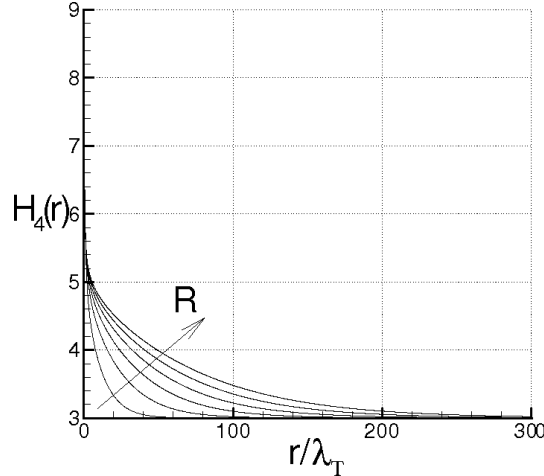


Fig. 6 Flatness of Δu_r at different Taylor-Scale Reynolds numbers.

is constant with respect to r , and is equal to $4/5$ as long as $r/\lambda_T = O(1)$, where $\varepsilon = -3/2 du^2/dt$ is the rate of the energy of dissipation. In Fig. 7, $Q(r)$ is calculated through the skewness of velocity difference and is shown in terms of \hat{r} . This exhibits a maximum for $\hat{r} = O(1)$ and quite small variations for higher \hat{r} , as the Reynolds number increases. These behavior is the consequence of the aforementioned variations of $H_3(r)$ with R and r . The maximum of Q rises with R and seems to tend toward the limit $4/5$ prescribed by the Kolmogorov theory. In Fig. 8, the maximum of the Kolmogorov function is in term of R . These data ("x" symbols) are shown in comparison with those of Ref. [7] (circular filled symbols and continuous line). There, the Kolmogorov equation with a forcing term, is compared with experimental measurements, for helium gas at low temperature. It is apparent that, for assigned R , the corresponding values of Q_{max} , calculated with Eq. (34), are less than those of Ref. [7], and such difference varies with R with an average percentage value of about 12%. This disagreement could be due to the self-similarity here assumed or to possible differences in the estimation of the Taylor-scale. Specifically, λ_T is here analytically calculated or assumed, whereas in Ref. [7], it is determined through measurement of dissipation rate. Nevertheless, the two set of data can be considered comparable, since the two variations almost exhibit the same trend.

For what concerns the Kolmogorov constant C , it is defined by $E(\kappa) \approx C\varepsilon^{2/3}/\kappa^{5/3}$, and is here calculated as

$$C = \max_{\kappa \in (0, \infty)} \frac{E(\kappa)\kappa^{5/3}}{\varepsilon^{2/3}} \quad (35)$$

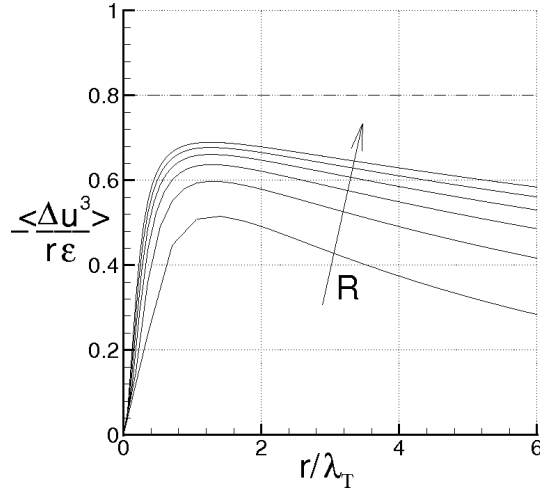


Fig. 7 Kolmogorov function for several Taylor-Scale Reynolds numbers.

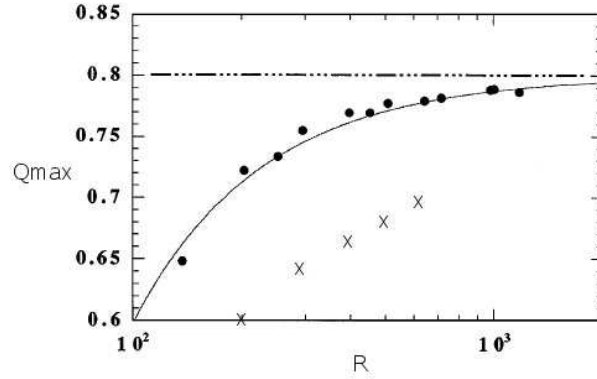


Fig. 8 Maximum of the Kolmogorov Function in terms of the Taylor-Scale Reynolds number. These data are from Ref. [7]. The symbols "X" are for the present result.

Table 1 Kolmogorov constant for different Taylor-Scale Reynolds number.

R	C
100	1.8860
200	1.9451
300	1.9704
400	1.9847
500	1.9940
600	2.0005

In the table 1, the Kolmogorov constant is shown in terms of the same Reynolds numbers. The obtained values of C increase with the Reynolds number and are in good agreement with the numerical and experimental values known from the various literature [8], [9], [10].

The spatial structure of Δu_r , expressed by Eq. (7), is also studied with the previous results. According to the various works [11], [12], [13], Δu_r behaves quite similarly to a multifractal system, where Δu_r obeys to a law of the kind $\Delta u_r(r) \approx r^q$ in which q is a fluctuating exponent. This implies that the statistical moments of $\Delta u_r(r)$ are expressed through different scaling exponents $\zeta(n)$ whose values depend on the moment order n , i.e.

$$\langle (\Delta u_r)^n \rangle = A_n r^{\zeta(n)} \quad (36)$$

In order to calculate these exponents, the statistical moments of Δu_r are first calculated using Eqs. (8) for several separation distances. Figure 9 shows the evolution of the statistical moments of Δu_r in terms of \hat{r} , in the case of $R = 600$. The scaling exponents of Eq. (36) are identified through a best

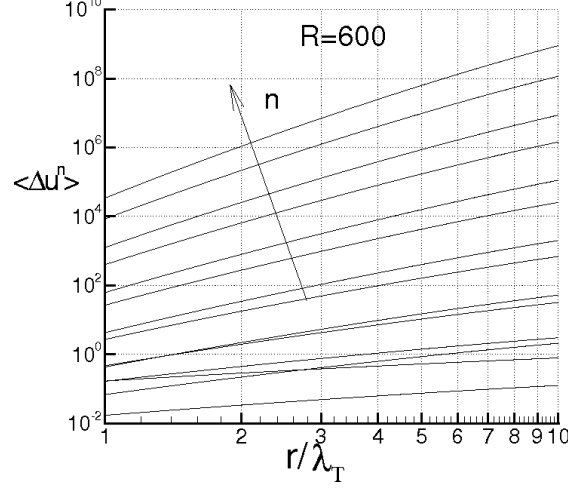


Fig. 9 Statistical moments of Δu_r in terms of the separation distance, for $R=600$.

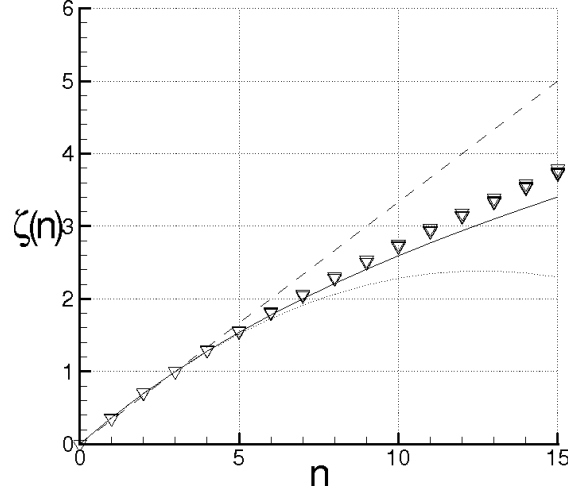


Fig. 10 Scaling exponents of Δu_r for several R . Solid symbols are for the present data. Dashed line is for Kolmogorov K41 data [14]. Dotted line is for Kolmogorov K62 data [11]. Continuous line is for She-Leveque data [13]

fitting procedure, in the intervals (\hat{r}_1, \hat{r}_2) , where the endpoints \hat{r}_1 and \hat{r}_2 have to be determined. The calculation of $\zeta(n)$ and A_n is carried out through a minimum square method which, for each moment order, is applied to the following optimization problem

$$J_n(\zeta(n), A_n) \equiv \int_{\hat{r}_1}^{\hat{r}_2} ((\Delta u_r)^n) - A_n r^{\zeta(n)})^2 dr = \min, \quad n = 1, 2, \dots \quad (37)$$

where $\langle (\Delta u_r)^n \rangle$ are calculated with Eqs. (8), \hat{r}_1 is assumed to be equal to 0.1, whereas \hat{r}_2 is taken in such a way that $\zeta(3) = 1$ for all the Reynolds numbers. The so obtained scaling exponents are shown in Table (2) in terms of the Taylor scale Reynolds number, whereas in Fig. 10 (solid symbols) these exponents are compared with those of the Kolmogorov theories K41 [14] (dashed line) and K62 [11] (dotted line), and with the scaling exponents calculated by She-Leveque [13] (continuous curve). Near the origin $\zeta(n) \simeq n/3$, and in general the values of $\zeta(n)$ are in good agreement with the She-Leveque results. In particular the scaling exponents here calculated are lightly greater than those by She-Leveque for $n > 8$.

According to the present analysis, these peculiar laws $\zeta = \zeta(n)$ which make Δu_r similar to a multifractal system, are the consequence of the combined effect of the quadratic terms into Eq. (7) and of the functions K and k calculated through Eq. (27).

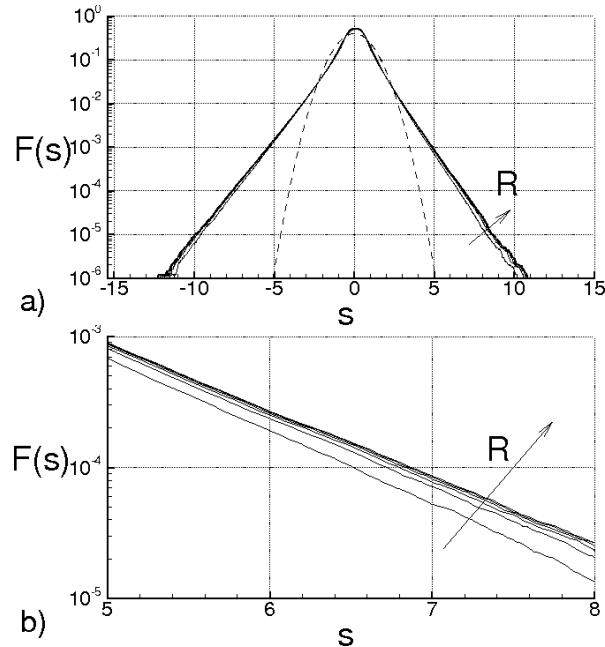
Table 2 Scaling exponents of the longitudinal velocity difference for several Taylor-Scale Reynolds number.

R	100	200	300	400	500	600
$\zeta(1)$	0.35	0.35	0.35	0.35	0.35	0.35
$\zeta(2)$	0.70	0.71	0.71	0.71	0.71	0.71
$\zeta(3)$	1.00	1.00	1.00	1.00	1.00	1.00
$\zeta(4)$	1.30	1.29	1.29	1.29	1.29	1.29
$\zeta(5)$	1.56	1.55	1.55	1.55	1.55	1.55
$\zeta(6)$	1.82	1.81	1.81	1.81	1.81	1.81
$\zeta(7)$	2.06	2.05	2.05	2.04	2.04	2.05
$\zeta(8)$	2.31	2.28	2.28	2.28	2.28	2.28
$\zeta(9)$	2.53	2.50	2.50	2.50	2.50	2.51
$\zeta(10)$	2.76	2.72	2.73	2.72	2.72	2.73
$\zeta(11)$	2.97	2.93	2.93	2.93	2.93	2.94
$\zeta(12)$	3.18	3.14	3.14	3.13	3.13	3.15
$\zeta(13)$	3.39	3.33	3.34	3.33	3.33	3.35
$\zeta(14)$	3.59	3.53	3.54	3.53	3.53	3.55
$\zeta(15)$	3.79	3.73	3.73	3.72	3.73	3.75

The PDFs of $\partial u_r / \partial \hat{r}$ can be formally determined with Eqs. (13) and (7). Specifically, these PDF are calculated with several direct simulations, where the sequences of the variables ξ , η and ζ are first determined by a gaussian random numbers generator. The distribution function is then calculated through the statistical elaboration of the data obtained with Eq. (7). The results are shown in Fig. 11a and 11b in terms of the dimensionless abscissa

$$s = \frac{\partial u_r / \partial \hat{r}}{\langle (\partial u_r / \partial \hat{r})^2 \rangle^{1/2}}$$

These distribution functions are normalized, in order that their standard deviations are equal to the unity. The figure represents the PDF for the several R , and the dashed curve represents the gaussian distribution functions. In particular, Fig. 11b shows the enlarged region of Fig. 11a, where $5 < s < 8$. According to Eq. (7), although the skewness of $\partial u_r / \partial \hat{r}$ does not depend on R , the tails of PDFs change with R in such a way that the intermittency of $\partial u_r / \partial \hat{r}$ rises with the Reynolds number. This increasing

**Fig. 11** Probability distribution functions of the longitudinal velocity derivative for the different Taylor-Scale Reynolds numbers

intermittency, caused by the quadratic terms appearing into Eq. (7), is the result of the constancy of the skewness of $\partial u_r / \partial \hat{r}$.

5 Conclusions

The obtained self-similar solutions of the von Kármán-Howarth equation with the proposed closure, and the corresponding characteristics of the fully developed turbulence are shown to be in very good agreement with the various properties of the turbulent flow from several points of view.

In particular:

- The energy spectrum follows the Kolmogorov law in a range of wave-numbers whose size increases with the Reynolds number, whereas for higher wave-numbers, it diminishes according to an exponential law.
- As the consequence of the skewness of velocity difference, the Kolmogorov function exhibits a maximum and relatively small variations in proximity of $r = O(\lambda_T)$. This maximum value rises with the Reynolds number and seems to tend toward the limit 4/5, prescribed by the Kolmogorov theory.
- The Kolmogorov constant moderately rises with the Reynolds number with an average value around to 1.95 when R varies from 100 to 600.
- The scaling exponents of the moments of velocity difference are calculated through a best fitting procedure in an opportune range of the separation distance. The values of these exponents are in good agreement with the results known from the literature.

These results represent a further test of the analysis presented in Ref. [1] which adequately describes many of the properties of the isotropic turbulence.

6 Acknowledgments

This work was partially supported by the Italian Ministry for the Universities and Scientific and Technological Research (MIUR).

References

1. DE DIVITIIS N., Lyapunov Analysis for Fully Developed Homogeneous Isotropic Turbulence, arXiv:0911.1463.
2. VON KÁRMÁN, T. & HOWARTH, L., On the Statistical Theory of Isotropic Turbulence., *Proc. Roy. Soc. A*, **164**, 14, 192, 1938.
3. BATCHELOR G.K., *The Theory of Homogeneous Turbulence*. Cambridge University Press, Cambridge, 1953.
4. VON KÁRMÁN, T. & LIN, C. C., On the Concept of Similarity in the Theory of Isotropic Turbulence., *Reviews of Modern Physics*, **21**, 3, 516, 1949.
5. DEBNATH L., *Integral transforms and their applications*, CRC Press, 1995.
6. HILDEBRAND F.B., *Introduction to Numerical Analysis*, Dover Publications, 1987.
7. MOISY F., TABELING P., WILLAIME H., Kolmogorov Equation in a Fully Developed Turbulence Experiment, *Phys. Rev. Lett.* **82**, no. 20, 3994–3997, 1999.
8. KERR, R.M., Velocity, scalar and transfer spectra in numerical turbulence, *J. Fluid. Mech.* **211**, 309 - 332, 1990.
9. VINCENT, A. & MENEGUZZI, M., The spatial structure and statistical properties of homogeneous turbulence *J. Fluid. Mech.* **225**, 1 - 20, 1991.
10. YEUNG P.K., ZHOU YE, Universality of the Kolmogorov constant in numerical simulation of turbulence, *Phys. Rev. E* **56**, no. 2, 1746–1752, 1997.
11. KOLMOGOROV, A. N., Refinement of Previous Hypothesis Concerning the Local Structure of Turbulence in a Viscous Incompressible Fluid at High Reynolds Number, *J. Fluid Mech.* **12**, 82–85, 1962.
12. STOLOVITZKY G., SREENIVASAN K.R., JUNEJA A. , Scaling functions and scaling exponents in turbulence, *Phys. Rev. E* **48**, no. 5, R3217-R3220, 1993.
13. SHE Z.S. AND LEVEQUE E., Universal scaling laws in fully developed turbulence, *Phys. Rev. Lett.* **72**, 336, 1994.
14. KOLMOGOROV, A. N., Dissipation of Energy in Locally Isotropic Turbulence. Dokl. Akad. Nauk SSSR **32**, 1, 19–21, 1941.