

The spectrum of Gamma-ray Burst: a clue

Yi-Zhong Fan^{1,2,3} *

¹Niels Bohr International Academy, Niels Bohr Institute, University of Copenhagen, Blegdamsvej 17, DK-2100 Copenhagen, Denmark

²Dark Cosmology Centre, Niels Bohr Institute, University of Copenhagen, Juliane Maries Vej 30, DK-2100, Copenhagen, Denmark

³Purple Mountain Observatory, Chinese Academy of Sciences, Nanjing 210008, China

29 October 2018

ABSTRACT

In this work we numerically calculate the thermal radiation efficiency of the baryonic outflow. The possible outflow acceleration in the transparent stage, which lowers thermal radiation efficiency, has been taken into account. In the standard internal shock model for the prompt emission, the fast shells should move with a typical Lorentz factor $\gtrsim 5\Gamma_i$ otherwise the GRB efficiency will be in disagreement with the observations, where Γ_i is the bulk Lorentz factor of the shocked/emitting region. The photosphere radius of these fast shells is small and the thermal radiation is too strong to be effectively outshone by the internal shock emission. This is particularly the case for some extremely bright events having $\Gamma_i \sim 10^3$, like GRBs 080319B and 080916C. The absence of a distinct thermal component in the spectrum of most GRBs challenges the standard internal shock model and may suggest a non-baryonic (magnetic) outflow component. Though the magnetic outflow model seems favored by more and more data, it can hardly reproduce the typical GRB spectrum. In the photosphere-gradual magnetic dissipation scenario, the spectrum cuts off at ~ 1 GeV, too low to account for the observations of GRBs 080916C. In the sudden magnetic energy dissipation model, the low energy spectrum is expected to be $F_\nu \propto \nu^{-1/2}$, too soft to be consistent with the data $F_\nu \propto \nu^0$. We speculate that the low energy spectrum puzzle could be unveiled by the mechanism that particles, in the magnetic dissipation process, are repeatedly accelerated.

Key words: hydrodynamics – gamma rays: bursts – radiation mechanism: nonthermal

1 INTRODUCTION

The mechanism that produces the prompt γ -ray emission in gamma-ray burst (GRBs) is still unclear. So is the physical composition of the GRB outflows. In the standard internal shock scenario, the prompt soft γ -rays are the synchrotron radiation of the shock heated electrons and the outflows are baryonic. However, there is an increasing interest in the magnetic fireball model, in which a considerable fraction of the outflow energy is in the form of magnetic field (e.g., Usov 1992; Duncan & Thompson 1992; Thompson 1994; Lyutikov & Blandford 2003). Quite a few pieces of independent evidences suggest that the GRB central engine might be strongly magnetized. First, the analysis of some well-studied optical flashes of GRBs reveal that the magnetic fields in the reverse-shock region are much stronger than that in the forward-shock region, so that the GRB outflows are probably magnetized (Fan et al. 2002; Zhang et al. 2003; Kumar & Panaitescu 2003; Gomboc et al. 2009). Second, the absence of a distinct thermal spectrum component in most GRBs is consistent with the Poynting-flux dominated outflow model (Daigne & Mochkovitch 2002; Lyutikov & Blandford 2003). Third, the non-detection of bright optical flash in most GRB afterglows can be attributed to

a mild or high magnetization of the outflow (Fan et al. 2004; Zhang & Kobayashi 2005; Mimica et al. 2009). Fourth, the absence of a GeV-TeV spectrum excess in the prompt emission of most GRBs detected by Fermi satellite is in agreement with the magnetic fireball model (Fan 2009). Last, the (possible) detection of the high linear polarization degree of some GRBs suggests that the magnetic field involved in the synchrotron radiation could be globally ordered (Lyutikov et al. 2003; Granot 2003; Gotz et al. 2009).

Very recently, two discoveries rendered the magnetic fireball model more attractive. One is the detection and the successful optical polarimetry of the optical flash of GRB 090102. Its optical afterglow emission declined as $\sim t^{-1.6}$ and then got shallowed to $\sim t^{-0.9}$ (Gendre et al. 2009). Such behaviors can be interpreted as the weakly magnetized reverse-shock emission superposed with the forward-shock emission. If correct, these optical flash photons would be moderately or even highly polarized. The ongoing polarization analysis seems to confirm such a speculation (Steele et al. 2009). The data, however, has not been released yet, hampering us to go further. The other is the detection of the featureless Band-type spectrum of GRB 080916C in a very wide energy range 8 keV – 13 GeV (Abdo et al. 2009). If the GeV photons and the soft γ -rays were from the same region, the bulk Lorentz factor of the emitting region Γ_i has to be in order of 10^3 and the emit-

* Email: Yizhong@nbi.dk

ting radius is $R_\gamma \sim 2\Gamma^2 c\delta t \sim 6 \times 10^{15} \text{ cm } (\Gamma_i/10^3)^2 (\delta t/0.1 \text{ s})$, where the typical variability timescale δt is measured in the local frame of the burst (Abdo et al. 2009; Zou et al. 2009) and c is the speed of light. For such a large R_γ , the widely discussed photosphere model of GRBs (Thompson 1994; Rees & Mészáros 2005; Pe'er et al. 2006) failed. The absence of a thermal component in the low energy band has been taken as a piece of evidence for the Poynting-flux dominated outflow model (Zhang & Pe'er 2009), in which the initial radius of the outflow getting accelerated is taken as $R_0 \sim c\delta t \sim 10^9 \text{ cm}$. In principle, R_0 can be as small as $\sim 10^6 \text{ cm}$, the physical size of a stellar black hole or a magnetar¹. As revealed in Nakar et al. (2005), the thermal radiation from a baryonic outflow depends on R_0 sensitively. A small R_0 can suppress the thermal emission effectively. With a similar argument, Toma et al. (2009) suggested that a non-baryonic outflow component was not needed if $R_0 \sim 10^6 \text{ cm}$. In this work, we re-address that problem. We show that the thermal radiation efficiency of a baryonic outflow does increase with R_0 rapidly, in agreement with Nakar et al. (2005) and Toma et al. (2009). However, for GRB 080916C, as long as $\Gamma_i \sim 10^3$, the standard internal shock model is hard to reproduce the data even for a R_0 as small as $\sim 10^6 \text{ cm}$. The physical reason is the following (see section 2 for the detailed numerical approach). In the internal shock model, the fast shells carrying most of the energy should move with a bulk Lorentz factor $\Gamma_f \sim 2\Gamma_{\text{sh}}\Gamma_i \gg \Gamma_i$, where Γ_{sh} is the strength of the internal shocks (please see section 2.1 for the discussion). The photosphere radius (Paczynski 1990; Daigne & Mochkovitch 2002; Nakar et al. 2005) should be $R_{\text{ph}} \sim 6 \times 10^{20} \text{ cm } (L/10^{54} \text{ erg s}^{-1})\Gamma_f^{-3}$, much smaller than $R_{\text{ph}} \sim 6 \times 10^{20} \text{ cm } (L/10^{54} \text{ erg s}^{-1})\Gamma_i^{-3}$ that has been adopted in previous estimates, where L is the total luminosity of the baryonic outflow. It is well known that $\Gamma_f \leq R_{\text{ph}}/R_0$ (Piran et al. 1993; Mészáros et al. 1993), so we have

$$\Gamma_f \leq 5 \times 10^3 L_{54}^{1/4} R_{0,6}^{-1/4}. \quad (1)$$

Please note that the convention $Q_x = Q/10^x$ has been adopted in cgs units. Hence $\Gamma_{\text{sh}} \approx \Gamma_f/2\Gamma_i \leq 2.5L_{54}^{1/4} R_{0,6}^{-1/4} \Gamma_{i,3}^{-1}$, which is only marginally consistent with the GRB efficiency request (see footnote 2 for the details).

This work is structured as the following. In section 2 we numerically calculate the thermal radiation efficiency of the baryonic outflow. We then discuss the implication of the observation of GRB 080916C on the physical composition of its outflow. In section 3 we discuss the spectrum problem in the magnetic fireball model and speculate about a possible solution. We summarize our results with some discussion in section 4.

¹ If the rate of the accretion onto the nascent black hole is high up to $\geq 1 M_\odot \text{ s}^{-1}$, the accretion disk flow becomes optically thick to neutrinos inside a radius $\sim 10R_s$, where $R_s = 8.85 \times 10^5 \text{ cm } (M_{\text{BH}}/3M_\odot)$ is the black hole Schwarzschild radius and M_{BH} is the mass of the black hole (Di Matteo et al. 2002). Most of the neutrino emission comes from outside this region. In such a case, we have $R_0 \sim 10R_s$. On the other hand, the cooling of the disk material is dominated by neutrino radiation process, crucial for launching a baryonic outflow, only inside a radius $\sim 10^8 \text{ cm}$ (Narayan et al. 2001). Therefore, in our calculation R_0 ranges from 10^6 cm to 10^8 cm , which is also consistent with what people find in the GRB spectrum modeling (e.g., Ryde et al. 2006; Pe'er 2008; Gao et al. 2009).

2 THERMAL RADIATION EXPECTED IN STANDARD INTERNAL SHOCK MODEL VS. THE DATA: SHEDDING LIGHT ON THE PHYSICAL COMPOSITION OF THE GRB OUTFLOW

The thermal radiation from the GRB outflow has been widely discussed (Paczynski 1990; Thompson 1994; Mészáros & Rees 2000; Daigne & Mochkovitch 2002; Rees & Mészáros 2005; Nakar et al. 2005; Giannios & Spruit 2006; Pe'er et al. 2006; Pe'er 2008; Ioka et al. 2007; Zhang & Pe'er 2009). In this work we focus on the thermal radiation efficiency. Our approach is as follows. We numerically solve the number, momentum and energy conservation laws of an extremely hot shell and get the evolution of the bulk Lorentz factor Γ , the comoving thermal energy density e' , the comoving number density n' and the observed surface temperature $T_{\text{obs}} = \Gamma T'$ (T' is the comoving surface temperature of the shell). The calculation stops when the radius reaches

$$R_{\text{ph}} \approx 6 \times 10^{18} \text{ cm } L_{52}\eta^{-1}\Gamma^{-2},$$

at which the thermal photons escape from the shell, where $\eta = L/\dot{M}c^2$ is the dimensionless entropy and \dot{M} is the mass loading rate. For $R > R_{\text{ph}}$ (i.e., the transparent stage), the shell may still be accelerated by radiation via photon drag (Mészáros et al. 1993). Following Rossi et al. (2006), the acceleration of the outflow by the radiation in the transparent stage can be estimated as

$$\frac{d\Gamma}{dR} \approx \frac{\sigma_T L_{\text{ph}}}{16\pi R^2 m_p c^3 \Gamma^2} \left(1 - \frac{R_{\text{ph}}^4}{R^4}\right), \quad (2)$$

where the subscript ph represents the parameter at the photosphere radius, m_p is the rest mass of the proton and σ_T is the Thomson cross section. The final bulk Lorentz factor of the outflow is then given by

$$\Gamma_{\text{final}}^3 \approx \Gamma_{\text{ph}}^3 + \frac{6L_{\text{ph}}}{5L} \Gamma_{\text{ph}}^2 \eta. \quad (3)$$

For $L_{\text{th}}/L \approx e'_{\text{ph}}/(e'_{\text{ph}} + n'_{\text{ph}} m_p c^2) \ll 1$ and then $\Gamma_{\text{ph}} \sim \eta$, we have $\Gamma_{\text{final}} \approx \Gamma_{\text{ph}} [1 + 0.4\eta e'_{\text{ph}}/\Gamma_{\text{ph}}(e'_{\text{ph}} + n'_{\text{ph}} m_p c^2)]$. Hence the thermal radiation efficiency can be estimated by (usually the thermal radiation from the shell surface at $R < R_{\text{ph}}$ is ignorable)

$$\eta_{\text{th}} \approx (1 - 0.4 \frac{\eta}{\Gamma_{\text{ph}}}) \frac{e'_{\text{th}}}{e'_{\text{th}} + n'_{\text{th}} m_p c^2}. \quad (4)$$

In the case of $L_{\text{th}}/L \sim 1$ (i.e., $\eta \gg \Gamma_{\text{ph}} \sim 5 \times 10^3 L_{54}^{1/4} R_{0,6}^{-1/4}$), we have $\Gamma_{\text{final}} \approx \Gamma_{\text{ph}} (1 + 1.2\eta/\Gamma_{\text{ph}})^{1/3} \approx 1.1\Gamma_{\text{ph}}^{2/3} \eta^{1/3} \ll \eta$ and then $\eta_{\text{th}} \sim 100\%$.

2.1 The internal shock strength expected in typical GRBs

For our purpose, the typical physical parameters of GRBs, in particular the peak of the νF_ν spectrum ε_p , the γ -ray luminosity (L_γ), the bulk Lorentz factor of the emitting region Γ_i and the emitting radius R_γ , are needed. For the bright GRBs detected by BATSE, the distribution of ε_p peaks at $\sim 200 \text{ keV}$ (Preece et al. 2000). For the bursts with a known redshift z detected so far, the averaged redshift is about 2. So in the burst frame, the typical peak energy should be $(1+z)\varepsilon_p \sim 600 \text{ keV}$. As shown in Li (2008), the distribution of L_γ for 64 long-duration Swift GRBs peaks at $\sim 5 \times 10^{51} \text{ erg s}^{-1}$. The bulk Lorentz factor has been derived in various ways (e.g., Lithwick & Sari 2001; Molinari et al. 2007; Xue et al. 2009; Zou & Piran 2009) and $\Gamma_i \sim 300$ seems quite reasonable. R_γ can be estimated by $\sim 2\Gamma_i^2 c\delta t$. In this work

we adopt the intrinsic variability timescale of the prompt emission $\delta t \sim 0.05$ s, as suggested by the numerical simulation of the collapsar (MacFadyen & Woosley 1999). So R_γ is expected to be in order of 10^{14} cm. Larger R_γ is possible, as found in some previous estimates (Zhang et al. 2006; Lazzati & Begelman 2006; Kumar et al. 2007).

Following Fan & Piran (2008), the magnetic field strength B and the typical random Lorentz factor γ_m can be estimated as the following. The γ -ray luminosity L_γ is related to the total luminosity of the emitting material L as $L_\gamma \sim \epsilon_e L / (1 + \bar{Y})$, where ϵ_e (ϵ_B) is the fraction of the shock energy given to the electrons (magnetic field) and \bar{Y} is the averaged Compton parameter. The comoving strength of the magnetic field can thus be estimated by

$$\begin{aligned} B &\approx (2\epsilon_B L / R_\gamma^2 \Gamma_i^2 c)^{1/2} \\ &\approx 4.5 \times 10^4 \text{ Gauss} \left(\frac{\epsilon_B}{\epsilon_e}\right)^{\frac{1}{2}} (1 + \bar{Y})^{\frac{1}{2}} L_{\gamma,52}^{\frac{1}{2}} R_{\gamma,14}^{-1} \Gamma_{i,2.5}^{-1}. \end{aligned} \quad (5)$$

The synchrotron radiation frequency of electrons with a typical Lorentz factor γ_m is $\sim (1+z)\epsilon_p/h$, which in turn yields

$$\begin{aligned} \gamma_m &\sim \left[\frac{(1+z)\epsilon_p}{2.8 \times 10^6 h \Gamma_i B}\right]^{1/2} \\ &\sim 2000 \left[\frac{(1+z)\epsilon_p}{600 \text{ keV}}\right]^{\frac{1}{2}} \left(\frac{\epsilon_e}{\epsilon_B}\right)^{\frac{1}{4}} [(1 + \bar{Y}) L_{\gamma,52}]^{-\frac{1}{4}} R_{\gamma,14}^{\frac{1}{2}}, \end{aligned} \quad (6)$$

and then

$$\begin{aligned} \Gamma_{\text{sh}} &\sim 1 + 1\zeta_{e,-1} \left[\frac{(1+z)\epsilon_p}{600 \text{ keV}}\right]^{\frac{1}{2}} \left(\frac{\epsilon_e}{\epsilon_B}\right)^{\frac{1}{4}} [(1 + \bar{Y}) L_{\gamma,52}]^{-\frac{1}{4}} R_{\gamma,14}^{\frac{1}{2}} \\ &\quad [(p-1)/3(p-2)] (\epsilon_e/0.3)^{-1}, \end{aligned} \quad (7)$$

where h is the Planck's constant, $0 < \zeta_e \leq 1$ is the fraction of the electrons getting accelerated at the shock front, and p is the index of the power-law energy distribution of the accelerated electrons.

One can see that even for $\zeta_e \sim 0.1$, the shocks are relativistic, i.e., $\Gamma_{\text{sh}} \sim 2$. Such an estimate is likely conservative since a larger $\zeta_e \sim 1$ is needed to account for the early X-ray afterglow observations (Fan & Piran 2006, section 3.2 therein). Please note that $\Gamma_{\text{sh}} \geq 2$ is also required to get a GRB efficiency² $\eta_i \sim 20\%$. Therefore, in the internal shock model, for typical bright GRBs, we have $\Gamma_f \sim 2\Gamma_{\text{sh}}\Gamma_i \sim 1000\Gamma_{i,2.5}$. For extremely bright bursts, like GRB 080319B and GRB 080916C, $\Gamma_f \sim 5 \times 10^3$ is needed since $\Gamma_i \sim 10^3$ and $R_\gamma > 10^{15}$ cm (Zou et al. 2009; Abdo et al. 2009).

2.2 The thermal radiation leaking from the surface at $R < R_{\text{ph}}$

The acceleration of one baryonic shell with a width $c\delta t$ (measured by the observer) is driven by the thermal photons and can be approximated as $\Gamma \sim R/R_0$ for $R < R_* \equiv \eta R_0 < R_{\text{ph}}$ (Piran et al. 1993; Mészáros et al. 1993). The thermal emission from the surface of a shell in the case of $R < R_*$ ($< R_{\text{ph}}$) can be estimated as

$$L_{\text{th,s}} \sim 4\pi R^2 \sigma T'^4 \Gamma^2, \quad (8)$$

² Let's just consider the collision of two shells. The masses and the Lorentz factors of the fast and slow shells are denoted as (M_f, M_s) and (Γ_f, Γ_s) , respectively. The internal shocks are most efficient when an inner engine produces shells with comparable energy but very different Lorentz factors, i.e., $\Gamma_f M_f = \Gamma_s M_s$ (Kobayashi et al. 1997). In such a case the merged shell has a bulk Lorentz factor $\Gamma_i \sim \sqrt{2}\Gamma_s$ and the efficiency is $\eta_i \approx 1 - (M_f + M_s)\Gamma_i / (\Gamma_f M_f + \Gamma_s M_s) \approx 1 - (M_f/M_s + 1)/\sqrt{2}$ (Piran 1999). Setting $\eta_i \sim 20\%$, we have $M_f/M_s \sim 0.14$, $\Gamma_f \sim 7\Gamma_s \sim 5\Gamma_i$ and $\Gamma_{\text{sh}} \sim 2.5$.

so the total energy emitted during the acceleration phase is

$$E_{\text{th,s}} \sim \int L_{\text{th,s}} dR / (\Gamma^2 c) \sim 4\pi \sigma R_0^2 T_0^4 (R_0/c), \quad (9)$$

where the relation $T_{\text{obs}} \sim \text{const.}$ (Piran et al. 1993; Mészáros et al. 1993) has been taken into account, T_0 is the temperature of the initial outflow and σ is the Stefan-Boltzmann constant.

The total energy of the shell can be estimated as

$$E_{\text{tot}} \sim 4\pi R_0^2 c a T_0^4 \delta t, \quad (10)$$

where $a \equiv 4\sigma/c$ is the radiation constant.

The GRB efficiency contributed by the thermal emission leaking from the surface at $R \leq R_*$ is then given by

$$\eta_{\text{th,s}} \sim \frac{E_{\text{th,s}}}{E_{\text{tot}}} \sim \frac{R_0}{4c\delta t}. \quad (11)$$

Usually the central engine has a radius $R_0 \geq 10^6$ cm. The typical variability timescale of the GRB outflow may be mainly governed by the accretion process and can be as long as ~ 50 ms (MacFadyen & Woosley 1999). For these typical parameters, we find

$$\eta_{\text{th,s}} \sim 1.5 \times 10^{-4} R_{0,6} (\delta t/50 \text{ ms})^{-1}. \quad (12)$$

Therefore the thermal radiation of the accelerating shell is unimportant unless $\delta t \sim R_0/c$ or $R_{\text{ph}} < R_*$.

For $R_* < R < R_{\text{ph}}$, $T' \approx \eta^{-1} T_0 (R/R_*)^{-2/3}$ (Piran et al. 1993; Mészáros et al. 1993), the subsequent thermal emission should have a luminosity $L_{\text{th,s-1}} \approx 4\pi \eta^2 R^2 \sigma T'^4 \approx 4\pi R_0^2 \sigma T_0^4 (R/R_*)^{-2/3}$ and the detected emission should have a total energy $E_{\text{th,s-1}} = \int_{R_*}^{R_{\text{ph}}} 4\pi R_0^2 \sigma T_0^4 (R/R_*)^{-2/3} dR / (2\eta^2 c) = 3(R_{\text{ph}}/R_*)^{1/3} R_* (4\pi R_0^2 \sigma T_0^4) / (2\eta^2 c)$. Since $(R_{\text{ph}}/R_*)^{1/3} \sim 10 \ll \eta$, we have $E_{\text{th,s-1}} \ll E_{\text{th,s}}$.

2.3 The thermal radiation efficiency of the baryonic outflow

Following Piran et al. (1993) and Königl & Granot (2002), for an extremely hot outflow we have the following number, energy and momentum conservation laws

$$\frac{1}{c} \frac{\partial(n'\Gamma)}{\partial t} + \frac{1}{R^2} \frac{\partial(R^2 n' u)}{\partial R} = 0, \quad (13)$$

$$\frac{1}{c} \frac{\partial(w'\Gamma^2)}{\partial t} + \frac{1}{R^2} \frac{\partial[R^2 w'\Gamma u]}{\partial R} = \frac{1}{c} \frac{\partial p'}{\partial t} - \frac{\Gamma \Lambda'}{c}, \quad (14)$$

$$\frac{1}{c} \frac{\partial(w'\Gamma u)}{\partial t} + \frac{1}{R^2} \frac{\partial(R^2 w' u^2)}{\partial R} = -\frac{\partial p'}{\partial R} - \frac{u \Lambda'}{c}, \quad (15)$$

where the comoving entropy density $w' = n' m_p c^2 + \hat{\gamma} e'$, the thermal pressure density $p' = (\hat{\gamma} - 1) e'$, $u = \Gamma \beta = \sqrt{\Gamma^2 - 1}$, and $\Lambda' \sim \sigma T'^4 / c \Gamma \delta t \sim e' / (4\Gamma \delta t)$. The specific heat ratio can be estimated by $\hat{\gamma} \approx 1 + (aT'^4/3 + n' kT') / (aT'^4 + 3n' kT'/2)$. In the current case we find that $aT'^4/3 \gg n' kT'$, for which $\hat{\gamma} \approx 4/3$.

In the case of $\Gamma \gg 1$, the above equations can be significantly simplified. Elimination of the radiative cooling term from equations (14) and (15) leads to (see also Königl & Granot 2002)

$$\frac{dp'}{dt} + \Gamma^2 \beta w' \frac{d\beta}{dt} \approx 0, \quad (16)$$

where the convective derivative is $d/dt = \partial/\partial t + \beta c \partial/\partial R$.

Eqs.(13) and (15) can also be approximated as

$$\frac{1}{c} \frac{d(\Gamma n')}{dt} + \frac{2\Gamma n'}{R} \approx 0 \quad (17)$$

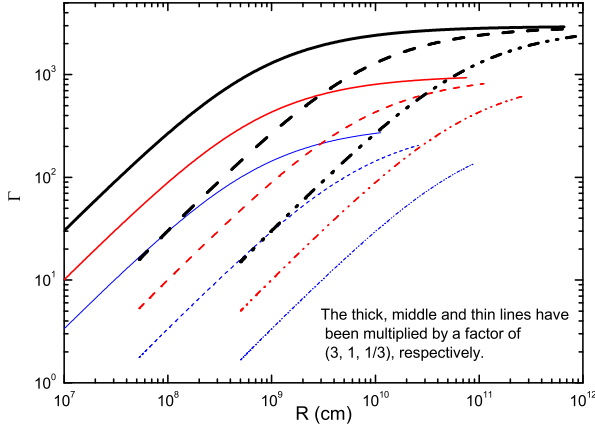


Figure 1. The bulk Lorentz factor of the shell as a function of R . The solid, dashed and dash dot-dotted lines are for $R_0 = (10^6, 10^7, 10^8)$, respectively. The thick, middle and thin lines are for $L = (10^{54}, 10^{53}, 10^{52})$ erg/s, respectively. $\eta = 1000$ is assumed in the calculation.

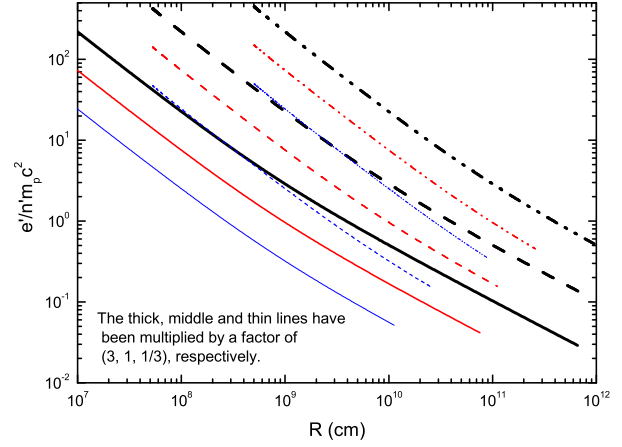


Figure 3. The parameter $e'/(n'm_p c^2)$ of the shell as a function of R . The line styles and η are the same as those of Fig.1. One can see that the larger the R_0 , the higher the fraction of thermal energy escaping from the shell at R_{ph} .

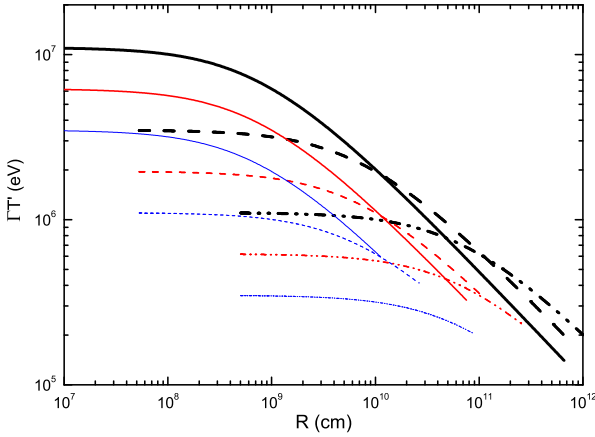


Figure 2. The observed surface temperature of the shell as a function of R . The line styles and η are the same as those of Fig.1.

and

$$\frac{1}{c} \frac{d(\Gamma^2 \beta w')}{dt} + \frac{2\Gamma^2 \beta w'}{R} \approx -\frac{u\Lambda'}{c}, \quad (18)$$

respectively.

Eqs.(16-18), together with the relation $dR = \beta c dt$, are complete for solving Γ , e' and n' as functions of R . The starting point in our calculation is $R = 5R_0$, at which we take $\Gamma = 5$. The calculation ends at $R = R_{ph}$.

Our numerical results have been plotted in Fig.1-Fig.3. We find that $\Gamma \propto R$, $T_{obs} \sim \text{const.}$ and $e'/n'm_p c^2 \propto R^{-1}$ for $e' \geq n'm_p c^2$, while $\Gamma \sim \text{const.}$, $T_{obs} \propto R^{-2/3}$ and $e'/n'm_p c^2 \propto R^{-2/3}$ for $e' < n'm_p c^2$. All are consistent with Piran et al. (1993), as expected. If at late times $\hat{\gamma}$ approaches a constant lying between $4/3$ and $5/3$, with the general relation $p' \propto n'^{\hat{\gamma}}$ we have

$$e'/n' \propto R^{-2(\hat{\gamma}-1)}, \quad T_{obs} \propto R^{-\hat{\gamma}/2}. \quad (19)$$

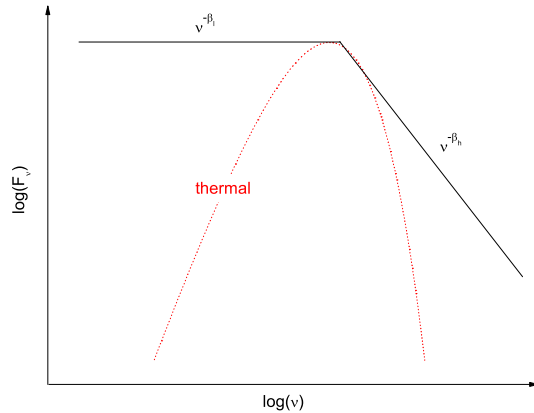


Figure 4. A schematic plot of hiding the thermal emission by the non-thermal radiation powered by late energy dissipation, for example, internal shocks.

2.4 Theoretical prediction versus the data: Constraint on the nature of the outflow

Can the thermal emission be outshone by the nonthermal emission powered by internal shocks? For simplicity we assume the non-thermal emission component takes the form $F_\nu = F_0(\nu/\nu_0)^{-\beta_1}$ for $\nu < \nu_0 = \varepsilon_p/h$ and $F_\nu = F_0(\nu/\nu_0)^{-\beta_h}$ for $\nu > \nu_0$. As found in the data analysis, for typical GRBs $\beta_1 \sim 0$ and $\beta_h \sim 1.25$ (Preece et al. 2000). The thermal radiation peaks at a frequency $h\nu_{th,p} = 2.82kT_{obs}$ and the corresponding flux is $F_{\nu_{th,p}} = 2h\nu_{th,p}^3/c^2 / [\exp(h\nu_{th,p}/kT_{obs}) - 1]$. In the case of $\beta_1 < 1$ and $\beta_h > 1$ (see Fig.4 for the details), in order to hide the thermal emission component, the ratio between the thermal emission energy E_{th} and nonthermal emission energy E_{nth} should sat-

isfy

$$\frac{E_{\text{nth}}}{E_{\text{th}}} \geq \frac{0.6(\beta_{\text{h}} - \beta_{\text{l}})}{(1 - \beta_{\text{l}})(\beta_{\text{h}} - 1)} \begin{cases} (\frac{\nu_0}{\nu_{\text{th,p}}})^{1-\beta_{\text{l}}}, & \text{for } \nu_{\text{th,p}} < \nu_0; \\ 1, & \text{for } \nu_{\text{th,p}} = \nu_0; \\ (\frac{\nu_{\text{th,p}}}{\nu_0})^{\beta_{\text{h}}-1}, & \text{for } \nu_{\text{th,p}} > \nu_0. \end{cases} \quad (20)$$

For typical GRBs, $E_{\text{nth}} \geq 3 - 10E_{\text{th}}$ is needed, otherwise the thermal component can not be hidden. The GRB internal shocks should have an efficiency $\eta_{\text{i}} \sim 20\%$ of converting the kinetic energy of the outflow into radiation, as found in the afterglow modeling (e.g., Fan & Piran 2006). As a result, the thermal radiation efficiency should satisfy $\eta_{\text{th}} \leq \eta_{\text{i}}/10 \sim 2\%$. Since the fast shells just take a fraction of the total energy³, the limit can be a bit higher. A reasonable requirement is

$$\eta_{\text{th}} < 5\%. \quad (21)$$

For $L \sim 10^{52}$ erg s⁻¹, $\eta \sim \Gamma_{\text{f}} \sim 10^3$, and $R_0 \sim 10^6$ cm, we have $e'_{\text{ph}}/(e'_{\text{ph}} + n'_{\text{ph}}m_{\text{p}}c^2) \sim 15\%$ (see Fig.3), $\eta/\Gamma_{\text{ph}} = 1.25$, and then $\eta_{\text{th}} \sim 7\%$, which violates the above request (though marginally). So the absence of a distinct thermal spectrum component in most GRBs (Ryde et al. 2006) may be a problem of the standard internal shock model. The same conclusion has already been drawn by Daigne & Mochkovitch (2002). However in their modeling a very small ζ_{e} is needed and the resulting internal shock efficiency is very low (\leq a few percent).

If **GRB 080916C** indeed had $\Gamma_{\text{f}} \sim 5 \times 10^3$, the thermal radiation might be very strong. For this burst, the afterglow data had not been collected until half a day after the trigger (Greiner et al. 2009). The data are rare and can be well understood within the forward shock model supposing the medium is a very weak stellar wind (Zou et al. 2009). The physical parameters can not be uniquely determined. The isotropic-equivalent kinetic energy of the outflow can be as large as $\sim 4 \times 10^{55}$ erg and the corresponding GRB efficiency is $\eta_{\text{i}} \sim 20\%$ (Gao et al. 2009). As shown in Fig.5, for $L \sim 2 \times 10^{54}$ erg s⁻¹ and $R_0 \sim 10^6$ cm, we have $\eta_{\text{th}} \sim 10\%$, violating eq.(21). A thermal spectrum component will be distinct. The absence of such a component may thus favor the non-baryonic (plausibly magnetic) outflow model. Zhang & Pe'er (2009) got the same conclusion. However in their approach $R_0 \sim 10^9$ cm is assumed, much larger than what we adopt.

3 THE SPECTRUM PROBLEM OF GRBS IN THE MAGNETIZED OUTFLOW MODEL

The absence of a distinct thermal component is at odds with the standard internal shock model and may favor the magnetic fireball model. A self-consistent interpretation of the typical Band spectrum of GRBs, however, is still unavailable, as shown below.

In a pure photosphere model in the case of magnetar wind for GRBs, Thompson (1994) showed that the typical Band spectrum of GRBs could be reproduced. However, for GRB 080916C, the prompt emission with a single power-law spectrum up to $\sim 70(1+z)^{-1}$ GeV suggests that $R_{\gamma} \sim 10^{16}$ cm, much larger than the site of the photosphere $\sim 10^9$ cm suggested by Thompson (1994).

Giannios (2007) showed that within the photosphere-gradual magnetic dissipation scenario, the low energy spectrum could be as hard as $F_{\nu} \propto \nu^0$. However, the corresponding high energy spectrum was usually a bit harder than $F_{\nu} \propto \nu^{-1}$, inconsistent the data.

³ For the most efficient internal shocks suggested in Kobayashi et al. (1997), $\Gamma_{\text{f}}M_{\text{f}} \sim \Gamma_{\text{s}}M_{\text{s}}$, so the fraction is $\sim 1/2$.

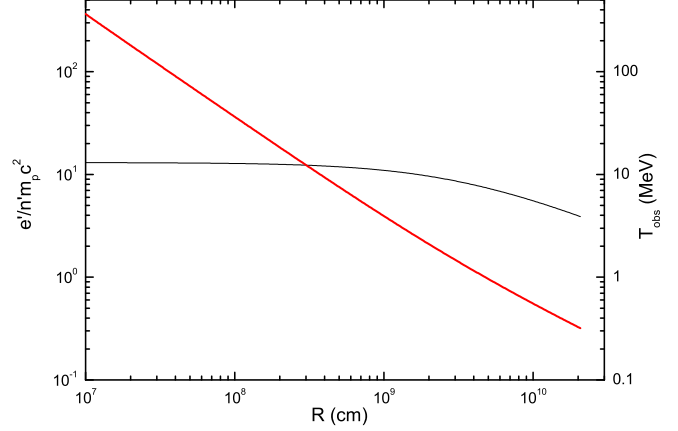


Figure 5. The observed surface temperature of the shell (the thin lines) and $e'/n'm_{\text{p}}c^2$ (the thick lines) as a function of R . The parameters are $\eta = 5000$, $R_0 = 10^6$ cm and $L = 2 \times 10^{54}$ erg s⁻¹.

What's worse, Giannios (2007) predicted a cutoff at an energy ~ 1 GeV, too low to account for the observations of GRB 080916C.

Below we focus on the model of a *sudden magnetic energy dissipation* at $R_{\gamma} \sim 10^{15} - 10^{16}$ cm (e.g., Lyutikov & Blandford 2003). We introduce the parameter $\bar{\sigma}$ to denote the ratio between the magnetic and the particle energy density. We perform a general study in which the details of the magnetic dissipation and the subsequent particle acceleration have been ignored. After the dissipation, the strength of the residual magnetic field can be estimated as

$$B_{\text{m}} \sim 300 \text{ Gauss } k_{-1}^{1/2} [\bar{\sigma}/(1 + \bar{\sigma})]^{1/2} L_{\text{m},52}^{1/2} R_{\gamma,15.5}^{-1} \Gamma_{\text{i},2.5}^{-1} \quad (22)$$

where $0 \leq k \leq 1$ is the parameter reflecting the importance of the magnetic dissipation, which has been normalized to 0.1 because a residual magnetization $\bar{\sigma}_{\text{d}} \sim k\bar{\sigma}/[1 + (1 - \epsilon_{\text{e}})(1 - k)\bar{\sigma}] \geq 0.1$ may be needed to account for the absence of bright optical flashes in most GRB afterglows. *Obviously k plays the same role of ϵ_{B} in estimating the strength of magnetic field of the emitting region.* The electrons accelerated by the energy dissipation are assumed to take a power-law distribution $\propto \gamma_{\text{e}}^{-p}$ for $\gamma_{\text{e}} > \gamma_{\text{m}}$. Similar to eq.(6) we have

$$\gamma_{\text{m}} \sim 2.5 \times 10^4 [(1+z)\epsilon_{\text{p}}/600 \text{ keV}]^{1/2} k_{-1}^{-1/4} L_{52}^{-1/4} [\bar{\sigma}/(1 + \bar{\sigma})]^{-1/4} R_{\gamma,15.5}^{1/2}. \quad (23)$$

The corresponding constraint on $\bar{\sigma}$ reads

$$\bar{\sigma} \sim 140 \zeta_{\text{e}} [3(p-2)/(p-1)]^{-1} [(1+z)\epsilon_{\text{p}}/600 \text{ keV}]^{1/2} (\epsilon_{\text{e}}/0.3)^{-1} k_{-1}^{-1/4} L_{52}^{-1/4} [\bar{\sigma}/(1 + \bar{\sigma})]^{-1/4} R_{\gamma,15.5}^{1/2}. \quad (24)$$

The outflow has to be highly magnetized otherwise the dissipated energy is not enough to accelerate electrons to a typical random Lorentz factor \sim a few $\times 10^4$.

The cooling Lorentz factor can be estimated as

$$\gamma_{\text{c}} \sim 50 L_{52}^{-1} [\bar{\sigma}/(1 + \bar{\sigma})]^{-1} k_{-1}^{-1} R_{\gamma,15.5} \Gamma_{\text{i},2.5}^3. \quad (25)$$

We need a very large

$$\Gamma_{\text{i}} \sim 5000 L_{52}^{1/4} [\bar{\sigma}/(1 + \bar{\sigma})]^{1/4} k_{-1}^{1/4} R_{\gamma,15.5}^{-1/6} [(1+z)\epsilon_{\text{p}}/600 \text{ keV}]^{1/6}. \quad (26)$$

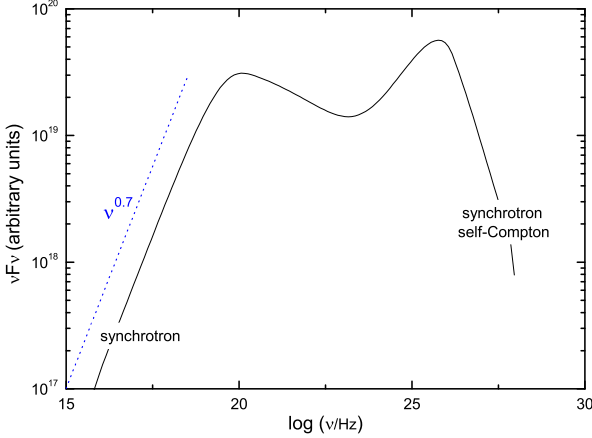


Figure 6. The synchrotron and synchrotron self-Compton spectrum of the electrons suffering significant inverse Compton cooling though within Klein-Nishina regime. The parameters are $p = 2.5$, $\gamma_m = 7 \times 10^3$, $\Gamma_i = 200$, $g \sim 35$ and $\epsilon_e/k = 100$.

to get $\gamma_c \sim \gamma_m$ and then a low energy spectrum $F_\nu \propto \nu^{1/3}$ that is roughly consistent with the observations. Such a large Γ_i is unrealistic (see eq.(1) for the constraint) and is in contradiction with other constraints. So the low energy spectrum is likely $F_\nu \propto \nu^{-1/2}$, inconsistent with the data. Such an inconsistency between the model and the data, already found in standard internal shock model, is the so-called “low energy spectrum crisis of GRBs” (e.g., Cohen et al. 1997; Ghisellini et al. 2000; Kumar & McMahon 2008; Piran et al. 2009).

Eqs.(24) and (26) suggest a very low baryon loading of the outflow

$$M_{\text{jet}} \sim E_{\text{jet}}/(\Gamma \bar{\sigma} c^2) \sim 5 \times 10^{-10} M_\odot \zeta_e^{-1} \Gamma_{i,2.5}^{-1} E_{\text{jet},51},$$

where E_{jet} is the typical geometry-corrected energy of GRBs. It is unclear how such clean fireballs can be launched in the collapsar scenario. A hot massive neutron star as the GRB central engine is disfavored because of the huge baryon pollution from such a star (e.g., Levinson & Eichler 1993).

In the above estimate of the synchrotron spectrum we have not taken into account the fact that the IC cooling of electrons is energy dependent. Such a correction may be crucial if the IC scattering process takes place in the Klein-Nishina regime. With Eq.(23) we have $g \equiv \gamma_m(1+z)\epsilon_p/\Gamma_i m_e c^2 \gg 1$. The factor g determines the regime of scattering of electrons with a random Lorentz factor γ_m on its synchrotron radiation photons at a typical energy ϵ_p . The IC cooling of the electrons with $\gamma_e > \Gamma_i m_e c^2/(1+z)\epsilon_p$ is suppressed by the Klein-Nishina effect. As a result, the synchrotron emissivity of these electrons increases with γ_e , which leads to a harder synchrotron spectrum and has been adopted to account for the typical GRB X-ray spectrum $F_\nu \propto \nu^0$ (e.g., Derishev et al. 2001, hereafter DKK). However, as shown in the Appendix, the magnetic field in the emitting region should be very low otherwise the Klein-Nishina effect is too weak to modify the energy distribution of electrons and then the radiation spectrum (see eq.(A6)). Even for an unreasonably small k , say $\sim 10^{-3} - 10^{-2}$, DKK’s scenario may still not work. In Fig.6 we present our numerical spectrum based on the code developed in Fan et al. (2008, the instantaneous approximation with some minor modifications). The low energy spectrum does get hardened, as widely speculated (e.g., Derishev et al.

2001, 2003; Derishev 2007; Wang et al. 2009; Nakar et al. 2009; Daigne et al. 2009). However, the resulting spectrum $F_\nu \propto \nu^{-0.3}$ for $\epsilon_e/k \sim 100$ is not hard enough to account for the typical data $F_\nu \propto \nu^0$. The low energy spectrum could be as hard as $F_\nu \propto \nu^{-0.1}$ if $\epsilon_e/\epsilon_B \sim 10^4$ (Nakar et al. 2009), corresponding to $k \sim 10^{-5}$. It is, however, unclear how the magnetic energy dissipation can be so efficient (i.e., $k \ll 1$). It is also unclear whether the resulting spectrum for $k \sim 10^{-5}$ can be well approximated by the Band function or not (see eq.(A6) for the constraint). Observational tests of DKK’s scenario may be available soon.

A speculated solution to the low energy spectrum problem is the repeated acceleration of the particles in the energy dissipation process but much more work is needed to see whether it is the case. Some preliminary discussion, but only for unmagnetized outflow, can be found in Stern & Poutanen (2004). Please also bear in mind that in the multiple particle acceleration model the magnetization is required to be (much) higher than that suggested in eq.(24) otherwise the re-accelerated electrons can not achieve a random Lorentz factor as large as $\sim 10^4$ (see eq.(23)).

4 CONCLUSION AND DISCUSSION

In this work, we have calculated the thermal radiation efficiency of a baryonic shell (see section 2 for the details) and have discussed the spectrum problem of GRBs (see section 3 for the details). In the standard internal shock model for the prompt emission, the fast shells should move with a typical Lorentz factor $\Gamma_f \sim 5\Gamma_i \sim 10^3 \Gamma_{i,2.3}$ otherwise the GRB efficiency will be in disagreement with the observations. The photosphere radius of such fast shells is $\sim 6 \times 10^9 \text{ cm } L_{52} \Gamma_{f,3}^{-3}$, much smaller than that of the slow shells with a typical Lorentz factor $< \Gamma_i$. Consequently the thermal radiation from fast shells will be much stronger than that from the slow shells. In the internal shock model one should focus on the fast shells when investigating the thermal emission of GRB outflow. We find out that though most of the thermal energy has been converted into the kinetic energy of the baryons, the residual thermal photons escaping from the surface at $R \geq R_{\text{ph}}$ can not be ignored. The possible acceleration of the outflow in the transparent stage via photon drag may be able to lower the thermal radiation efficiency by a factor of ~ 0.5 . For typical GRB parameters (L, R_0, Γ_f) $\sim (10^{52} \text{ erg s}^{-1}, 10^6 \text{ cm}, 10^3)$, we have a thermal radiation efficiency $\sim 7\%$ (see Tab.1 for a summary). These thermal photons are detectable and play an important role in cooling the electrons accelerated in the internal shocks. The non-detection of such a spectrum component in most GRBs thus challenges the standard internal shock model. This is particularly the case for some extremely bright bursts with a featureless Band spectrum and a very large $\Gamma_i \sim 10^3$, like GRB 080916C. Please note that our conclusion is for $R_0 \sim 10^6 \text{ cm}$, the lowest value it could be. For a magnetized outflow, the thermal emission is expected to be weak (Lyutikov & Blandford 2003), consistent with the data.

There is an increasing interest in the magnetic fireball model. A self-consistent interpretation of the typical Band spectrum of GRBs, however, is still unavailable (see section 3 for the details). In the photosphere-gradual magnetic dissipation scenario, the resulting spectrum cuts off at an energy \sim a few GeV, at odds with the observations of GRBs 080916C. In the sudden magnetic energy dissipation model, the low energy spectrum is expected to be $F_\nu \propto \nu^{-1/2}$, too soft to be consistent with the data. It is suggested that the synchrotron radiation spectrum of electrons suffering significant IC cooling but within Klein-Nishina regime can be

Table 1. The thermal radiation efficiency of fast shells involved in the standard internal shock model.

	typical Γ_i	corresponding Γ_f	η_{th} for $R_0 = 10^6$ cm	η_{th} for $R_0 = 10^7$ cm
bright GRBs ($L_{52} = 1$)	$\sim 200 - 300$	$\sim 10^3$	$\sim 7\%$	$\sim 18\%$
extremely bright GRBs ($L_{54} = 1$)	$\sim 10^3$	$\sim 5 \times 10^3$	$\sim 15\%$	$\sim 35\%$

much harder than the standard fast-cooling spectrum $F_\nu \propto \nu^{-1/2}$ (Derishev et al. 2001), helping us solve the so-called low energy spectrum crisis of GRBs. However, to reproduce the data, the magnetic field in the emitting region is required to be extremely low (see eq.(A6) and the last paragraph of section 3 for the discussion), which seems unrealistic in the magnetic dissipation scenario. The particle re-acceleration may be able to give rise to a harder low energy spectrum but much more work is needed to see whether it is the case.

ACKNOWLEDGMENTS

This work was supported in part by the Danish National Science Foundation, Chinese Academy of Sciences, National basic research program of China under the grant 2009CB824800. The author acknowledges the hospitality of Nordita at Stockholm, where part of this work was done. I thank T. Piran, the anonymous referee, X. F. Wu and K. Toma for constructive remarks and B. Zhang, E. V. Derishev, S. Kobayashi, E. Nakar, F. Daigne, D. Giannios, K. Ioka, and Y. C. Zou for fruitful discussions and/or email communications.

REFERENCES

- Abdo A. A., et al., 2009, *Science*, 323, 1688
Akerlof C., et al. 1999, *Nature*, 398, 400
Band D., et al., 1993, *ApJ*, 413, 281
Cohen E., Katz J. I., Piran T., Sari R., Preece R. D., Band D. L. 1997, *ApJ*, 488, 330
Daigne F., et al., 2009, in preparation
Daigne F., Mochkovitch R., 2002, *MNRAS*, 336, 1271
Derishev E. V. 2007, *Ap&SS*, 309, 157 (arXiv:astro-ph/0611260)
Derishev E. V., Kocharovskiy V. V., Kocharovskiy V. V., 2001, *A&A*, 372, 1071 (DKK)
Derishev E. V., Kocharovskiy V. V., Kocharovskiy V. V., Mészáros P., 2003, *GAMMA-RAY BURST AND AFTERGLOW ASTRONOMY 2001: A Workshop Celebrating the First Year of the HETE Mission*. edited by G. R. Ricker and R. K. Vanderspek, AIPC, 662, 292
Di Matteo T., Perna R., Narayan R., 2002, *ApJ*, 579, 706
Duncan R. C., Thompson C., 1992, *ApJ*, 392, L9
Fan Y. Z., 2009, *MNRAS*, 397, 1539
Fan Y. Z., Dai Z. G., Huang Y. F., Lu T., 2002, *Chin. J. Astron. Astrophys.*, 2, 449
Fan Y. Z., Piran T., 2006, *MNRAS*, 369, 197
Fan Y. Z., Piran T., 2008, *Front. Phys. China.*, 3, 306
Fan Y. Z., Piran T., Narayan R., Wei D. M., 2008, *MNRAS*, 384, 1483
Fan Y. Z., Wei D. M., Wang C. F., 2004, *A&A*, 424, 477
Gao W. H., Mao J. R., Xu D., Fan Y. Z., 2009, *ApJ*, 706, L33
Gendre B., et al., 2009, *A&A*, submitted (arXiv:0909.1167)
Ghisellini G., Lazzati D., Celotti A., Rees M. J., 2000, *MNRAS*, 316, L45
Giannios D., 2007, *A&A*, 480, 305
Giannios D., Spruit H. C., 2006, *A&A*, 450, 887
Golenetskii S., Aptekar R., Mazets E., Pal'shin V., Frederiks D., Cline T., 2008, *GCN 7482*
Gomboc A., et al. 2009 (arXiv:0902.1830)
Gotz D., Laurent P., Lebrun F., Daigne F., Bosnjak Z., 2009, *ApJ*, 695, L208
Granot J., 2003, *ApJ*, 596, L17
Greiner, J., et al. 2009, *A&A*, 498, 89
Ioka K., Murase K., Toma K., Nagataki S., Nakamura T., 2007, *ApJ*, 670, L77
Kobayashi S., Piran T., Sari R., 1997, *ApJ*, 490, 92
Königl A., Granot J., 2002, *ApJ*, 574, 134
Kumar P., et al., 2007, *MNRAS*, 376, L57
Kumar P., McMahan E., 2008, *MNRAS*, 384, 33
Kumar P., Panaitescu A., 2003, *MNRAS*, 346, 905
Lazzati D., Begelman M., 2006, *ApJ*, 641, 972
Levinson A., Eichler D., 1993, *ApJ*, 418, 386
Li L. X., 2008, *MNRAS*, 388, 1487
Lithwick Y., Sari R. 2001, *ApJ*, 555, 540
Lyutikov M., Blandford R., 2003 (astro-ph/0312374)
Lyutikov M., Pariev V. I., Blandford R. D. 2003, *ApJ*, 597, 998
MacFadyen A. I., Woosley S. E. 1999, *ApJ*, 524, 262
Mészáros P., Laguna P., Rees M. J. 1993, *ApJ*, 415, 181
Mészáros P., Rees M. J., 2000, *ApJ*, 530, 292
Mimica P., Giannios D., Aloy M. A., 2009, *A&A*, 494, 879
Molinari E. et al., 2007, *A&A*, 469, L13
Nakar E., Ando S., Sari R., 2009, *ApJ* in press (arXiv:0903.2557)
Nakar E., Sari R., Piran T., 2005, *ApJ*, 635, 516
Narayan R., Piran T., Kumar P., 2001, *ApJ*, 557, 949
Paczynski B., 1990, *ApJ*, 363, 218
Pe'er A., 2008, *ApJ*, 682, 463
Pe'er A., Mészáros P., Rees M. J. 2006, *ApJ*, 642, 995
Piran T., 1999, *Phys. Rep.*, 314, 575
Piran T., Sari R., Zou Y. C., 2009, *MNRAS*, 393, 1107
Piran T., Shemi A., Narayan R., 1993, *MNRAS*, 263, 861
Preece R. D., Briggs M. S., Mallozzi, R. S., Pendleton G. N., Paciesas W. S., Band D. L. 2000, *ApJS*, 126, 19
Rees M. J., Mészáros P., 2005, *ApJ*, 628, 847
Rossi E. M., Beloborodov A. M., Rees M. J., 2006, *MNRAS*, 369, 1797
Ryde F., Björnsson C., Kaneko Y., Mészáros P., Preece R., Batte-lino M., 2006, *ApJ*, 652, 1400
Sakamoto T., et al., 2005, *ApJ*, 629, 311
Sari R., Piran T., Narayan R., 1998, *ApJ*, 497, L17
Steele I. A., et al. 2009, *Nature*, 462, 767
Stern B. E., Poutanen J., 2004, *MNRAS*, 352, L35
Thompson C., 1994, *MNRAS*, 270, 480
Toma K., Wu X. F., Mészáros P., 2009, *ApJ* submitted (arXiv:0905.1697)

- Usov V. V., 1992, *Nature*, 357, 472
Wang X. Y., Li Z., Dai Z. G., Mészáros P., 2009, *ApJ*, 698, L98
Xue R. R., Fan Y. Z., Wei D. M., 2009, *A&A*, 498, 671
Zhang B., et al. 2006, *ApJ*, 642, 354
Zhang B., Kobayashi S., 2005, *ApJ*, 628, 315
Zhang B., Kobayashi S., Mészáros P., 2003, *ApJ*, 595, 950
Zhang B., Pe'er A., 2009, *ApJ*, 700, L65
Zhang W. Q., MacFadyen A. I., Wang P., 2009, *ApJ*, 692, L40
Zou Y. C., Fan Y. Z., Piran T., 2009, *MNRAS*, 396, 1163
Zou Y. C., Piran T., 2009, *MNRAS*, in press (arXiv:0908.4418)

APPENDIX A: DKK'S SCENARIO AS A POSSIBLE SOLUTION OF THE LOW ENERGY SPECTRUM CRISIS OF GRBS: SOME REQUESTS

It is widely believed that the prompt soft γ -rays are the synchrotron radiation of the shock heated electrons. With reasonable parameters, the synchrotron radiation peaks in soft gamma-ray band, consistent with the data. The resulting low energy X-ray spectrum $F_\nu \propto \nu^{-1/2}$, is, however softer than the typical low energy spectrum $F_\nu \propto \nu^0$ (Preece et al. 2000). This inconsistency between the model and the data is sometimes called “low energy spectrum crisis of GRBs” (e.g., Cohen et al. 1997; Ghisellini et al. 2000).

In DKK's scenario (see Fig.A1 for illustration), to obtain a hard X-ray spectrum $F_\nu \propto \nu^0$ rather than $\propto \nu^{-1/2}$ for $\varepsilon_1 < h\nu < \varepsilon_p$, the emitting electrons should satisfy: (1) $\gamma_c < \gamma_m(\varepsilon_p/\varepsilon_1)^{-1/2} < \gamma_e < \gamma_m$. (2) The SSC cooling of the electrons at an energy $\sim \gamma_m m_e c^2$ is important (the Compton parameter $Y \geq 1$) though in the Klein-Nishina regime. Let's show how it works. In general, the energy distribution of fast cooling electrons can be estimated by (Nakar et al. 2009)

$$\frac{dn}{d\gamma_e} \propto [1 + Y(\gamma_e)]^{-1} \begin{cases} \gamma_e^{-2}, & \text{for } \gamma_c < \gamma_e < \gamma_m; \\ \gamma_e^{-(p+1)}, & \text{for } \gamma_c < \gamma_m < \gamma_e. \end{cases} \quad (\text{A1})$$

The synchrotron radiation of electrons with a random Lorentz factor satisfying $\gamma_c < \gamma_e < \gamma_m$ and $Y(\gamma_e) \propto \gamma_e^{-a} > 1$ has a spectrum

$$F_\nu \propto \nu^{(a-1)/2}. \quad (\text{A2})$$

As long as the IC cooling of these “low” energy electrons is dominated by the photons in the spectrum segment $F_\nu \propto \nu^{(a-1)/2}$, requiring that $\Gamma_i m_e c^2 / \gamma_e \leq (1+z)\varepsilon_p$, we have

$$Y(\gamma_e) \propto \int^{\Gamma_i m_e c^2 / h\gamma_e} \frac{F_\nu d\nu}{U_B} \propto \gamma_e^{-(a+1)/2}, \quad (\text{A3})$$

where U_B is the magnetic energy density of the emitting region. Combing with the initial assumption $Y(\gamma_e) \propto \gamma_e^{-a}$, we have $a = 1$ and then reproduce eqs.(22) of Derishev et al. (2001)

$$dn/d\gamma_e \propto \gamma_e^{-1}, \quad F_\nu \propto \nu^0. \quad (\text{A4})$$

With eq.(A1), it is straightforward to show that in the energy range $\min\{1/[Y(\gamma_m)]^2, [Y(\gamma_m)]^2\}\varepsilon_p < h\nu < \varepsilon_p$ (see also Nakar et al. 2009)

$$F_\nu \propto \begin{cases} \nu^{-(p-1)/2}, & \text{for } Y(\gamma_m) > 1; \\ \nu^{-1/2}, & \text{for } Y(\gamma_m) < 1. \end{cases} \quad (\text{A5})$$

Therefore only for $Y(\gamma_m) \approx 1$ the X-ray spectrum can be approximated by $F_\nu \propto \nu^0$. $Y(\gamma_m) \leq 1$ is also needed to satisfy the high energy radiation limit set by the recent Fermi observations

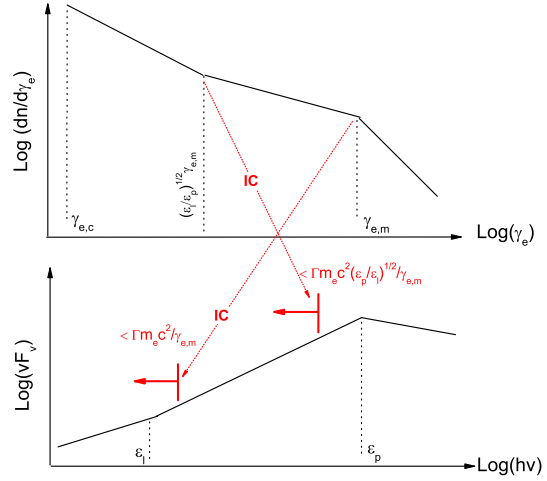


Figure A1. The schematic plot of Derishev et al. (2001)'s model.

(see Fan 2009, and the references therein). That's why below we focus on the ideal case $Y(\gamma_m) \approx 1$. In reality, the Band function (Band et al. 1993) is smooth across ε_p and $1/2 \lesssim Y(\gamma_m) \lesssim 2$ is allowed by the data, which helps but does not solve all the fine-tuning problem.

The request that $Y(\gamma_m) \approx 1$ imposes a tight constraint on the magnetization of the emitting region. For simplicity we consider that $\beta_1 = 0$ and $\beta_h = p/2 \sim 1.25$. The IC cooling of the electrons is dominated by the photons with an energy $\leq \Gamma_i m_e c^2 / \gamma_e$. The corresponding energy density of these seed photons is $U_{IC} \approx (1+z)F_0 \int^{\Gamma_i m_e c^2 / h\gamma_e} \nu^0 d\nu \sim F_0 \Gamma_i m_e c^2 / h\gamma_e$. For $\gamma_e \sim \hat{\gamma}_m$, the request (c) reads that $U_{IC} \approx (\varepsilon_p/\varepsilon_1)^{1/2} U_B$, with which we have

$$F_0 \varepsilon_p / h \approx F_0 \Gamma_i m_e c^2 / h \hat{\gamma}_{e,m} \approx U_B (\varepsilon_p / \varepsilon_1)^{1/2},$$

where the request $\Gamma_i m_e c^2 / \hat{\gamma}_{e,m} \sim \varepsilon_p$ has been taken into account. The magnetic energy density $U_B = B^2 / 8\pi$ and U_γ are related by $U_B = \epsilon_B (1 + \bar{Y}) U_\gamma / \epsilon_e$. The energy density of the soft gamma-ray emission can also be estimated by $U_\gamma \sim [p/(p-2)] F_0 \varepsilon_p / h$. Combining all these relations we have

$$\frac{\epsilon_e}{\epsilon_B} \approx \frac{p}{p-2} \left(\frac{\varepsilon_p}{\varepsilon_1}\right)^{\frac{1}{2}} (1 + \bar{Y}).$$

Usually ε_1 is below the low energy threshold of the detector ~ 10 keV. The model thus demands

$$\frac{\epsilon_e}{\epsilon_B} \approx 100 \left[\frac{p}{5(p-2)} \right] \left(\frac{\varepsilon_p}{100\varepsilon_1} \right)^{\frac{1}{2}} \left(\frac{1 + \bar{Y}}{2} \right). \quad (\text{A6})$$

This is a very general argument. If the low energy spectrum $F_\nu \propto \nu^0$ is indeed produced in the way of Derishev et al. (2001), we can estimate ϵ_e/ϵ_B (equally ϵ_e/k) reliably without the need of any other information except the prompt emission spectrum.

With a reasonable $\epsilon_e \leq 0.3$, eq.(A6) gives that $\epsilon_B \sim 10^{-3}$, which is reasonable in the baryonic outflow model (see Zhang, MacFadyen & Wang 2009, for a recent simulation) but not for the magnetic fireball model.

For completeness, below we present the other prediction of DKK's model, which can be tested observationally in the future.

Since we find out that DKK's scenario may not apply to the magnetic fireball, here we turn back to the standard internal shock model. With eq.(6), we have

$$g \sim 9 \left[\frac{(1+z)\varepsilon_p}{600 \text{ keV}} \right]^{\frac{3}{2}} \left(\frac{\varepsilon_e}{\varepsilon_B} \right)^{\frac{1}{4}} [(1+\bar{Y})L_{\gamma,52}]^{\frac{-1}{4}} R_{\gamma,14}^{\frac{1}{2}} \Gamma_{i,2.5}^{-1}. \quad (\text{A7})$$

Substituting eq.(A6) into eq.(6) and eqs.(A7), we have

$$\gamma_m \sim 5000 \left[\frac{(1+z)\varepsilon_p}{600 \text{ keV}} \right]^{\frac{1}{2}} \left[\frac{p}{5(p-2)} \right]^{\frac{1}{4}} \left(\frac{\varepsilon_p}{100\varepsilon_1} \right)^{\frac{1}{8}} L_{\gamma,52}^{-\frac{1}{4}} R_{\gamma,14}^{\frac{1}{2}}, \quad (\text{A8})$$

$$g \sim 22 \left[\frac{(1+z)\varepsilon_p}{600 \text{ keV}} \right]^{\frac{3}{2}} \left[\frac{p}{5(p-2)} \right]^{\frac{1}{4}} \left(\frac{\varepsilon_p}{100\varepsilon_1} \right)^{\frac{1}{8}} L_{\gamma,52}^{-\frac{1}{4}} R_{\gamma,14}^{\frac{1}{2}} \Gamma_{i,2.5}^{-1}. \quad (\text{A9})$$

One can see that for typical GRB parameters, the IC cooling of the electrons with energy $\sim \gamma_m m_e c^2$ is indeed within Klein-Nishina regime (i.e., $g \gg 1$). On the other hand, the request that $\varepsilon_p/\varepsilon_1 > g \geq (\varepsilon_p/\varepsilon_1)^{1/2}$ should be satisfied otherwise the single power spectrum $F_\nu \propto \nu^0$ for $\varepsilon_1 < h\nu < \varepsilon_p$ can not hold. With eq.(A9), such a request is equivalent to

$$\varepsilon_p \gtrsim \frac{130}{1+z} \text{ keV} \left(\frac{\varepsilon_p}{100\varepsilon_1} \right)^{-1/4} \left[\frac{p}{5(p-2)} \right]^{-1/6} L_{\gamma,52}^{1/6} \left(\frac{\delta t}{0.05 \text{ s}} \right)^{-1/3}. \quad (\text{A10})$$

Therefore, if DKK's scenario is the solution of the low energy spectrum problem of bright GRBs, the X-ray flashes and X-ray flares should have a spectrum $F_\nu \propto \nu^{-1/2}$ rather than $F_\nu \propto \nu^0$, which can be tested directly. The problem is that for such soft events, the low energy spectrum usually can not be reliably measured (Sakamoto et al. 2005).