

Self-fields in thin superconducting tapes: implications to the thickness effect in coated conductors

Alvaro Sanchez¹, Carles Navau¹, Nuria Del-Valle¹, and Du-Xing Chen^{2,1}

¹*Grup d'Electromagnetisme, Departament de Física,*

Universitat Autònoma de Barcelona,

08193 Bellaterra, Barcelona, Catalonia, Spain

²*Institució Catalana de Recerca i Estudis Avançats (ICREA),*

Passeig Lluís Companys 23, 08010 Barcelona, Catalonia, Spain

Most applications of superconductors, such as power transmission lines, motors, generators, and transformers, require long cables through which large currents circulate. Impressive progress has recently been achieved in the current-carrying capability in conductors based on high-temperature superconductors. Coated conductors are likely the best examples, consisting of very good quality thin layers of $\text{YBa}_2\text{Cu}_3\text{O}_{7-\delta}$ (YBCO) superconductor grown on top of a metallic tape with some intermediate layers. However, there is an important problem for achieving large currents: a large decrease in transport critical-current density J_c when increasing film thickness has been observed in coated conductors made by all available techniques [1, 2, 3, 4, 5, 6, 7, 8, 9, 10, 11, 12]. Here, we theoretically explain the nature and the ubiquitous presence of this so-called thickness effect by analyzing the self-field created by the transport currents in the superconductor, assuming a realistic field-dependent J_c . This knowledge can help finding new ways to improve transport current in thick superconducting films.

The most typical manifestation of the thickness effect occurs when measuring the transport J_c of superconducting tapes at self-field (no externally applied magnetic field) as function of the tape thickness. Several explanations have been proposed to partially account for some of the effects, such as enhancement of flux pinning near the heteroepitaxial interface between YBCO and the substrate or interlayer [12], difference in intergrain coupling for films with different thicknesses [13, 14], or non-uniform distribution of pinning sites across the thickness [15]. However, the fact that this effect is common for all combination of substrates, preparation technologies, and HTS deposition techniques [16, 17] suggests that there is an underlying phenomenon that is present in all the studied cases. In this work, we argue that the effect of the self-field of transport currents in thin films is an underlying basis for all the thickness dependence experiments in coated conductors. The existence of this 'universal' geometry-related thickness effect does not mean that the other mentioned effects (inhomogeneities, interface effects, etc) do not play an important role in particular cases. However, only after understanding the geometrical effects can the rest of phenomena be properly studied.

We consider an infinitely long type-II superconducting strip of rectangular cross-section located at $-w/2 \leq y \leq w/2$ and $-t/2 \leq z \leq t/2$, which obeys the critical-state model,

with a field-dependent critical-current density $J_c(H_i)$, where H_i is the modulus of the total magnetic field. We calculate the self-field and the local current density at every point of the superconductor cross-section by an iterative process described in the Methods section (similar procedures were used in [18, 19]).

What can the model explain about the thickness effect? To answer this question we plot in Fig. 1 as dots the experimental points corresponding to collected data for different YBCO coated conductors, obtained from the review paper Ref. [1]. These data can be considered a typical systematic study of thickness dependence in state-of-the-art YBCO conductors. The line in Fig. 1 corresponds to the J_c calculated by our model, assuming an intrinsic Kim-type $J_c(H_i)$ dependence

$$J_c(H_i) = \frac{J_{c0}}{1 + H_i/H_0}, \quad (1)$$

with values $J_{c0} = 12 \text{ MA/cm}^2$ and $\mu_0 H_0 = 0.006 \text{ T}$, and using the actual film dimensions of the experiments (Kim model is chosen because it has been shown to fit well the $J_c(H_a)$ measured in thin YBCO films [20]). The calculated critical-current density follows well the drop observed in the thickness-dependence experiments. The standard thickness dependence is therefore very well reproduced just by assuming a (realistic, see below) $J_c(H_i)$ function and calculating the transport current at self-field for the exact dimensions used in the experiments, without any extra parameter. The explanation has no need resorting to a spatially dependent $J_c(\mathbf{r})$ function including an extra distance parameter, as in some previous models [9, 12]; although this spatial dependence may indeed be present in some cases, it is not logical that it appears for so many sample preparation conditions in which the effect has been observed [17].

The next question to answer is how the Kim-model $J_c(H_i)$ function we have used represents the actual field dependence in the real samples. In Fig. 2 we plot as dashed line the $J_c(H_i)$ dependence used in Fig. 1 [Eq. (1)] and as solid line the expected measured J_c as a function of applied field (H_a) calculated by our model taking into account the self-field, for the case of thickness $t = 1 \mu\text{m}$. When comparing the calculated $J_c(H_a)$ with a typical experimental dependence (as in Fig. 8 of the same review paper [1]), one can see that the theoretical curve has the same behavior as the experimental one, showing a plateau region up to an applied field $\mu_0 H_a \sim 0.01 \text{ T}$ and then decreasing with applied field [1]. In contrast, the intrinsic $J_c(H_i)$ dependence is larger at low fields than the plateau value and merges with the calculated $J_c(H_a)$ for fields larger than around 0.03 T, because in this region the

self-field created by currents is much less than the applied field value, so the internal field is basically H_a [18, 19, 21, 22].

Another conclusion can be obtained from the results in Fig. 2: although the measured value of J_c at applied field $H_a=0$ is the plateau value $J_{c,\text{plat}} \sim 3.3 \text{ MA/cm}^2$ for a thickness $t = 1\mu\text{m}$, our model shows that intrinsic $J_c(H_i)$ can have larger values (a maximum of 12 MA/cm^2 in this case). This means that, following our model, when measuring transport current at self-field in the coated conductor, there are regions that actually have a current density larger than the value of the plateau. This is shown in Fig. 3 where we plot the local values of J_c (Fig. 3a) and $\mu_0 H_z$ (Fig. 3b) for the conductor with $t = 1\mu\text{m}$ in the conductor midplane, corresponding to Fig. 2, for different H_a values. One can see that in the central region of the sample the local J_c exceeds the plateau value $J_{c,\text{plat}} \sim 3.3 \text{ MA/cm}^2$ (dotted line); actually, exactly at the conductor center, the magnetic field is zero (according to Ampere's law) and therefore current density has there the maximum value of the intrinsic $J_c(H_i)$, 12 MA/cm^2 . The fact that there are regions in the sample with local J_c larger than the plateau value opens a path for improving transport J_c in these conductors. It is also interesting to note that the maximum magnetic field in the sample for $H_a=0$, which occurs at film edges, corresponds rather well to the product $J_{c,\text{plat}}t$ [18], and not to $J_{c0}t$ (in the studied case $J_{c0} = 12 \text{ MA/cm}^2$, around four times larger than $J_{c,\text{plat}} \sim 3.3 \text{ MA/cm}^2$). When the applied field is increased, the maximum in local J_c first moves to one side and then eventually smears out and local J_c and field become both basically constant.

The model for the thickness effect presented in this work also explains the results deduced from the incremental model presented in [9, 12]. This model artificially assumed a spatially dependent $J_c(\mathbf{r})$ function, which decreases linearly with the vertical distance to the substrate up to a given distance, and then it is constant. From our results, the drop of incremental J_c naturally arises from the field dependence of J_c , with the property that J_c would not decrease in general with the distance from the substrate but with the distance from the center of the sample.

Because the described effects are geometrical and then always present in films, is it therefore impossible to have a thickness-independent J_c ? The answer is not; a possible solution is to try to achieve superconductors such that its intrinsic $J_c(H_i)$ is roughly constant from 0 to at least the self-field, of the order $J_{c,\text{plat}}t$. Probably this is the situation in some measurements of films that show almost no thickness dependence of J_c [12].

In view of the above results, we can conclude that an explanation for the ubiquitous thickness effect has been given. It is because of its geometrical nature that it is present in striking similar form for a variety of deposition techniques (PLD, MOCVD, *ex situ* MOD films, etc. [17]). However, we would like to remark that our model, although it describes the typical thickness dependence experiments, does not explain some particular experimental data. These cases may thus become the key for finding new strategies of optimizing current capabilities of thick tapes. In one of such cases [9], Foltyn et al present large values of J_c for multilayers composed of alternating YBCO and CeO₂ layers. The values of J_c for a (thick) multilayer composed of six 0.55 μ m-thick layers of YBCO, with a layer separation of only around 40nm, were very close to the values of a single (thin) YBCO layer. This cannot be explained by our model, since the six YBCO layers separated such short distances should have a J_c similar to that of the whole block, and smaller than that of a single layer. Another example of results which our model cannot explain is the observation of thickness dependent J_c at fields of the order of 1T or more, far above the self-field of currents [10]. Since our model for homogeneous samples fail there, this probably indicates that in these cases spatial inhomogeneities are indeed present, such as enhancement of J_c at the interface [9]. Also, the presence of other effects such as anisotropy or surface barriers may yield results departing for our model predictions, therefore signaling the presence of these phenomena. The described examples show that there are very promising routes to increase J_c in thick YBCO samples. However, these strategies can only succeed if the geometrical effects, for which we have provided analyzing tools in this work, are properly taken into account.

In conclusion, we have explained the existence of a thickness effect in many measurements in superconducting tapes and why this effect appears in samples prepared and measured under many different conditions. Only after this geometrical effect is correctly analyzed in a given experiment, the intrinsic properties of the studied superconductor can be extracted, and in general paths towards large values of transport current in thick superconductors can be properly explored.

We thank Anna Palau, Carlos Monton, Teresa Puig, Xavier Obradors, Alejandro Silhanek, Joffre Gutierrez, and Boris Maiorov for conversations. We thank Consolider Project

NANOSELECT (CSD2007-00041) for financial support.

- [1] Foltyn S. R. et al. Materials science challenges for high-temperature superconducting wire. *Nature Mat.* **6**, 631-642 (2007).
- [2] Larbalestier, D., Gurevich, A., Feldmann, D. M. and Polyanskii, A. High-Tc superconducting materials for electric power applications. *Nature* **414**, 368-377 (2001).
- [3] Luborsky, F. E. et al. Reproducible sputtering and properties of Y-Ba-Cu-O films of various thicknesses. *J. Appl. Phys.* **64**, 6388-6391 (1988).
- [4] Foltyn, S. R., Tiwari, P., Dye, R. C., Le, M. Q., and Wu, X. D. Pulsed-laser deposition of thick YBa2Cu3O7-DELTA films with Jc greater than 1 MA/CM2. *Appl. Phys. Lett.* **63**, 1848-1850 (1993).
- [5] Foltyn, S. R. et al. Relationship between film thickness and the critical current of YBa2Cu3O7-d coated conductors. *Appl. Phys. Lett.* **75**, 36923694 (1999).
- [6] Kang, B. W. et al. Comparative study of thickness dependence of critical current density of YBa2Cu3O7-delta on (100) SrTiO3 and on rolling-assisted biaxially textured substrates. *J. Mater. Res.* **17**, 1750-1757 (2002).
- [7] Emergo, R. L. S. , Wu, J. Z. , Aytug, T., and Christen, D. K. Thickness dependence of superconducting critical current density in vicinal YBa2Cu3O7-delta thick films. *Appl. Phys. Lett.* **85**, 618-620 (2004).
- [8] Civale, L. et al. Understanding high critical currents in YBa2Cu3O7 thin films and coated conductors. *J. Low Temp. Phys.* **135**, 87-98 (2004).
- [9] Foltyn, S. R. et al. Overcoming the barrier to 1000 A/cm-width superconducting coatings. *Appl. Phys. Lett.* **87**, 162505 (2005).
- [10] Kim, S. I. et al. Mechanisms of weak thickness dependence of the critical current density in strong-pinning ex situ metal-organic-deposition-route YBa2Cu3O7-x coated conductors. *Supercond. Science and Techn.* **19**, 968-979 (2006).
- [11] Takahashi, K. et al. Investigation of thick PLD-GdBCO and ZrO2 doped GdBCO coated conductors with high critical current on PLD-CeO2 capped IBAD-GZO substrate tapes. *Supercond. Science and Techn.* **19**, 924-929 (2006).
- [12] Foltyn, S. R., Wang, H., Civale, L., Maiorov, B., and Jia, Q. X. The role of interfacial defects

- in enhancing the critical current density of YBa₂Cu₃O_{7-d} coatings. *Supercond. Science and Techn.* **22**, 125002 (2009).
- [13] Solovyov, V. F., Wiesmann, H. J., and Suenaga, M. Nucleation of YBa₂Cu₃O₇ from precursor films using the barium fluoride process. *IEEE Trans. Appl. Supercond.* **15**, 2739-2742 (2005).
- [14] Feldmann, D. M. et al. Mechanisms for enhanced supercurrent across meandered grain boundaries in high-temperature superconductors. *J. Appl. Phys.* **102**, 083912 (2007).
- [15] Feldmann, D. M. et al. Through-thickness superconducting and normal-state transport properties revealed by thinning of thick film ex situ YBa₂Cu₃O_{7-x} coated conductors. *Appl. Phys. Lett.* **83**, 3951-3953 (2003).
- [16] Tretiatchenko, C. G. and Pan, V. M. A phenomenological model for the thickness dependence of the critical current density in high temperature superconducting epitaxial films. *Supercond. Science and Techn.* **22**, 045026 (2009).
- [17] Foltyn, S. R. and Civale, L. in *US Department of Energy Superconductivity for Electric Systems Annual Peer Review* (Arlington, Virginia, 2006); available at <http://www.energetics.com/meetings/supercon06/agenda.html>.
- [18] Babaei Brojeny, A. A. and Clem, J. R. Self-field effects upon the critical current density of flat superconducting strips. *Supercond. Sci. Technol.* **18**, 888895 (2005).
- [19] Rostila, L., Lehtonen, J. and Mikkonen, R. Self-field reduces critical current density in thick YBCO layers. *Physica C* **451**, 66-70 (2007).
- [20] Suenaga, M. et al. Thickness dependence of ac losses in circular disks of YBa₂Cu₃O₇ films in perpendicular magnetic fields. *J. Appl. Phys.* **95**, 208-213 (2004).
- [21] Chen, D.-X. and Goldfarb, R. B. Kim model for magnetization of type-II superconductors. *J. Appl. Phys.* **66**, 2489-2500 (1989).
- [22] Sanchez, A. and Navau, C. Critical-current density from magnetization loops of finite high-T_c superconductors. *Supercond. Sci. Technol.* **14** 444-447 (2001).

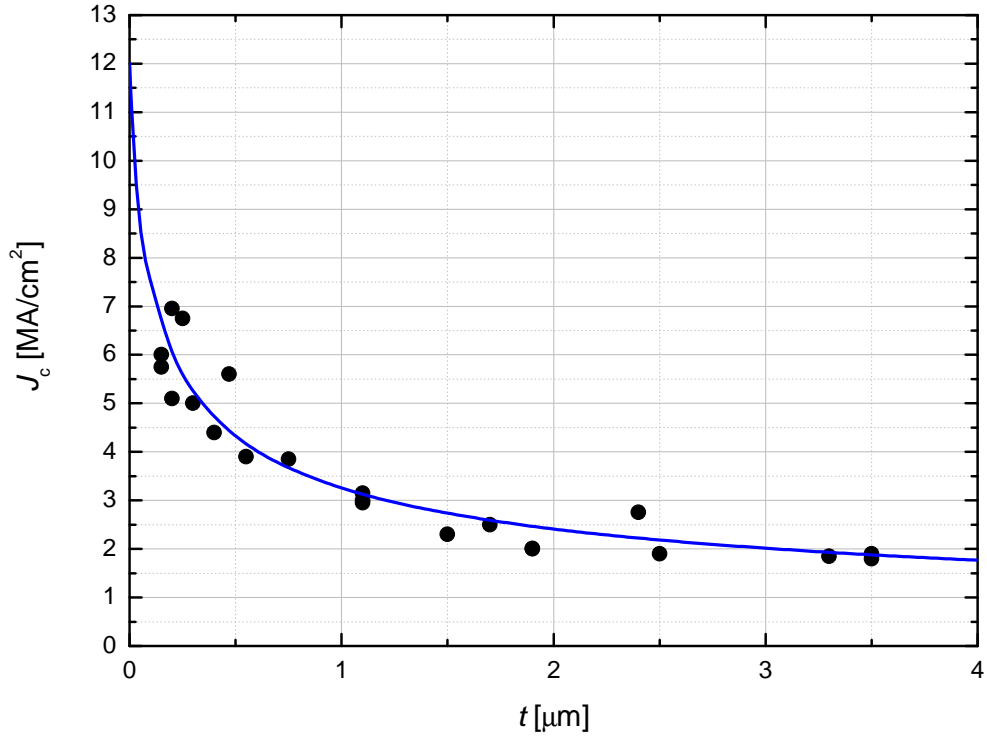


FIG. 1: Transport critical-current density J_c of coated-conductor YBCO films of width $200\mu\text{m}$ as function of film thickness t . Points are experimental data obtained from Ref. [1] and solid line is the theoretical calculation.

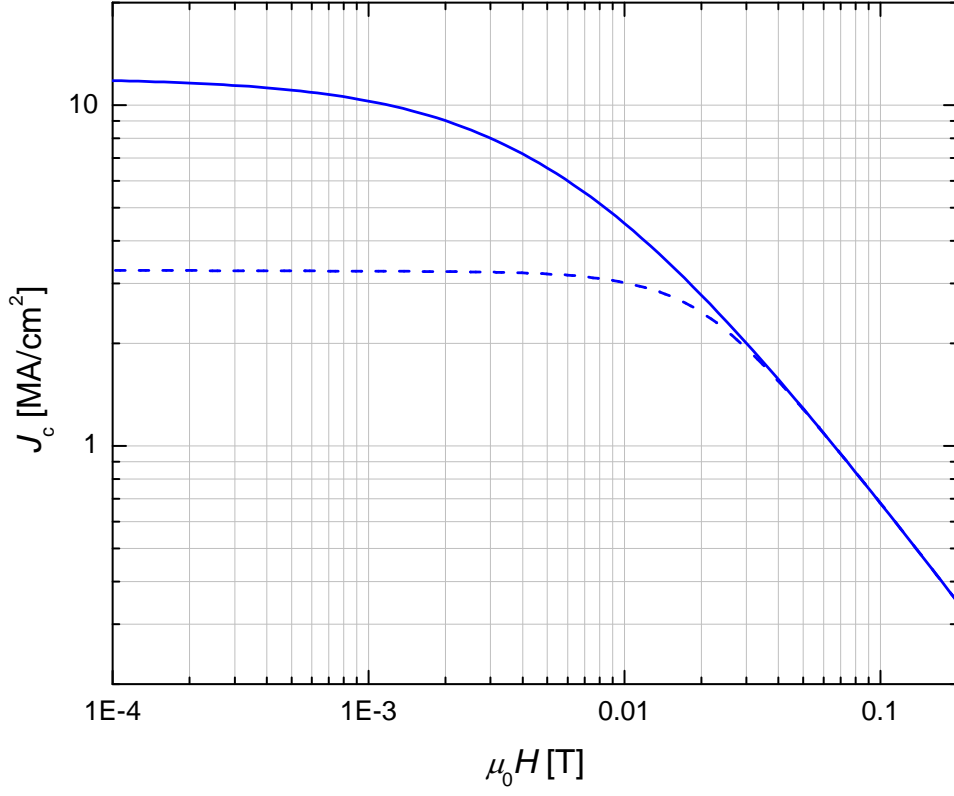


FIG. 2: Critical-current density J_c of coated-conductor YBCO films of width $200\mu\text{m}$ and thickness $1\mu\text{m}$ as function of applied field $\mu_0 H_a$. The solid line is the theoretically calculated J_c and the dashed to the assumed J_c dependence as function of internal $\mu_0 H_i$ field [Eq. (1)].

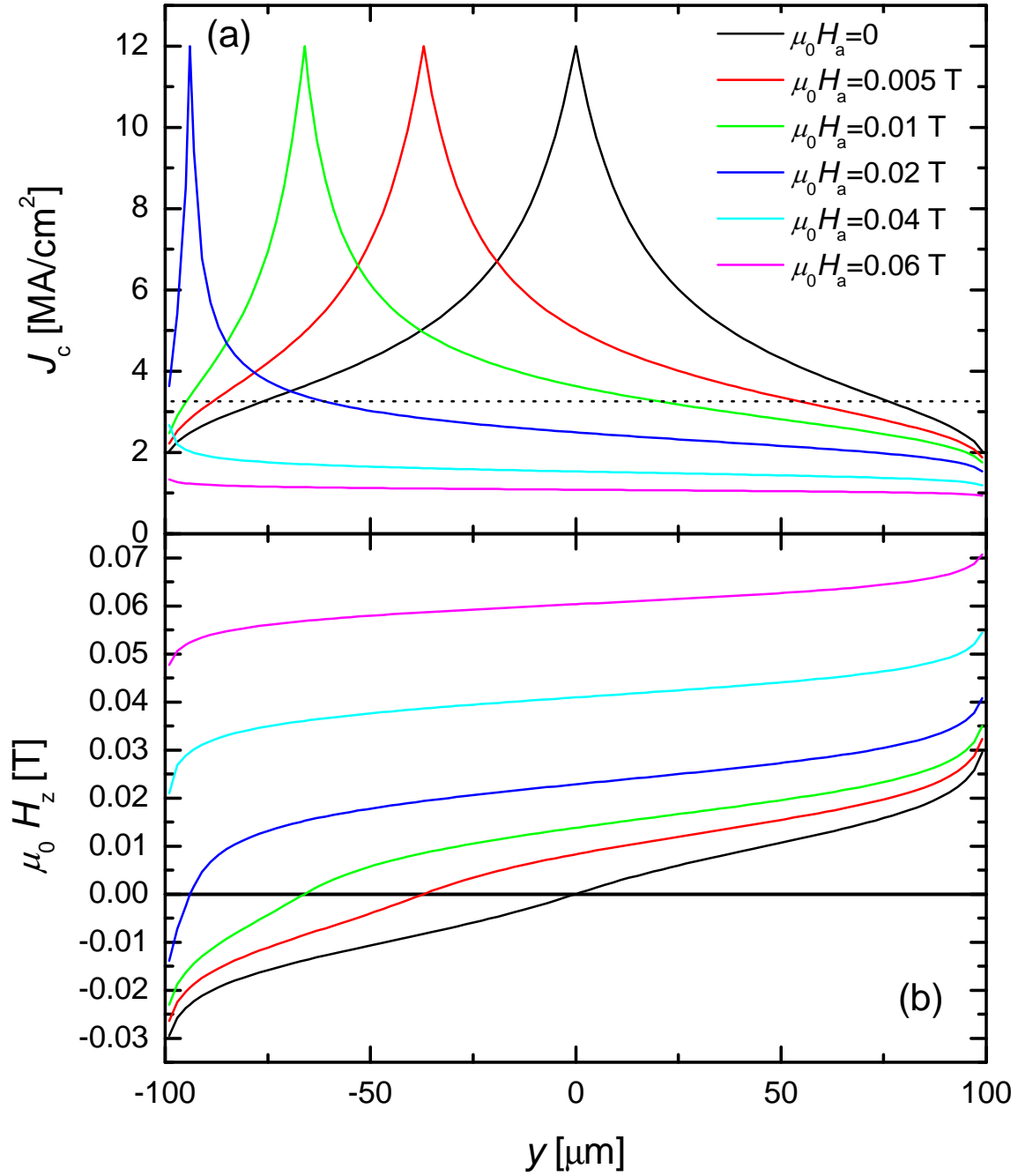


FIG. 3: Calculated local critical-current density J_c (a) and vertical component of magnetic field $\mu_0 H_z$ (b) as function of horizontal position for a coated-conductor YBCO film of width $200\mu\text{m}$ and thickness $1\mu\text{m}$ (as in Fig. 2) in the film midplane, for applied field values $\mu_0 H_a = 0, 0.005, 0.01, 0.02, 0.04,$ and 0.06T . The thin dotted line in (a) shows the J_c plateau value for this film.