

# MN112: a new Galactic candidate Luminous Blue Variable\*

V. V. Gvaramadze,<sup>1†</sup>, A. Y. Kniazev,<sup>2,3</sup>, S. Fabrika,<sup>4</sup> O. Sholukhova,<sup>4</sup>  
L. N. Berdnikov,<sup>1,5</sup> A. M. Cherepashchuk,<sup>1</sup> and A. V. Zharova<sup>1</sup>

<sup>1</sup>*Sternberg Astronomical Institute, Moscow State University, Universitetskij Pr. 13, Moscow 119992, Russia*

<sup>2</sup>*South African Astronomical Observatory, PO Box 9, 7935 Observatory, Cape Town, South Africa*

<sup>3</sup>*Southern African Large Telescope Foundation, PO Box 9, 7935 Observatory, Cape Town, South Africa*

<sup>4</sup>*Special Astrophysical Observatory, Nizhnij Arkhlyz, 369167, Russia*

<sup>5</sup>*Isaac Newton Institute of Chile, Moscow Branch, Universitetskij Pr. 13, Moscow 119992, Russia*

Accepted Received

## ABSTRACT

We report the discovery of a new Galactic candidate Luminous Blue Variable (cLBV) via detection of an infrared circular nebula and follow-up spectroscopy of its central star. The nebula, MN112, is one of many dozens of circular nebulae detected at  $24\ \mu\text{m}$  in the *Spitzer Space Telescope* archival data, whose morphology is similar to that of nebulae associated with known (c)LBVs and related evolved massive stars. Specifically, the core-halo morphology of MN112 bears a striking resemblance to the circumstellar nebula associated with the Galactic cLBV GAL.079.29+00.46, which suggests that both nebulae might have a similar origin and that the central star of MN112 is a LBV. The spectroscopy of the central star showed that its spectrum is almost identical to that of the bona fide LBV P Cygni, which also supports the LBV classification of the object. To further constrain the nature of MN112, we searched for signatures of possible high-amplitude ( $\gtrsim 1$  mag) photometric variability of the central star using archival and newly obtained photometric data covering a 45 year period. We found that the B magnitude of the star was constant ( $\simeq 17.1 \pm 0.3$  mag) over this period, while in the I band the star brightened by  $\simeq 0.4$  mag during the last 17 years. Although the non-detection of large photometric variability leads us to use the prefix ‘candidate’ in the classification of MN112, we remind that the long-term photometric stability is not unusual for genuine LBVs and that the brightness of P Cygni remains relatively stable during the last three centuries.

**Key words:** line: identification – circumstellar matter – stars: emission-line, Be

## 1 INTRODUCTION

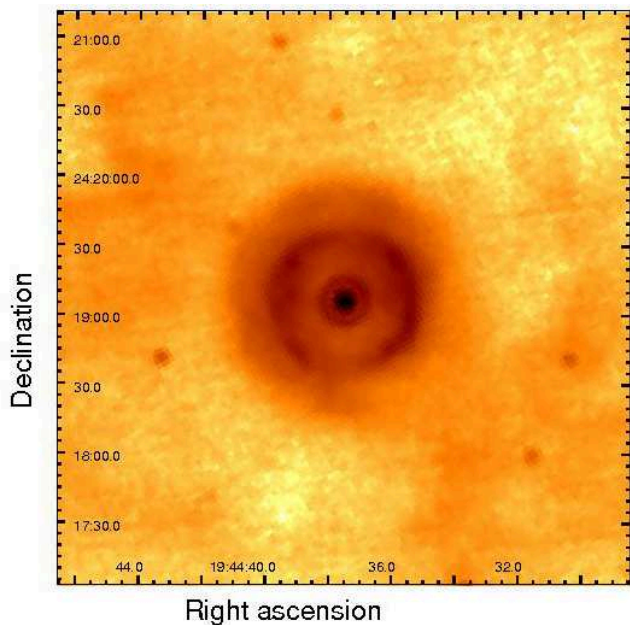
Luminous Blue Variables (LBVs) are rare evolved massive stars in the upper left of the HR diagram (Conti 1984). Besides the very high luminosity, most LBVs are characterized by irregular large spectrophotometric variability (Humphreys & Davidson 1994; van Genderen 2001), which manifests itself in drastic changes in spectral type and visual brightness (by 1–2 mag) of these objects. The origin of the variability and its characteristic timescale are not yet

well understood. Although the majority of confirmed LBVs show variations over decades or even years, some of them (e.g. P Cygni) are photometrically stable during the much longer periods of time (e.g. de Groot, Sterken & van Genderen 2001).

It is believed that LBVs represent an intermediate phase in the evolution of the most massive stars from the core-hydrogen burning O stars to the hydrogen-poor Wolf-Rayet stars, during which a massive star loses a significant fraction of its initial mass through the copious stellar wind or in the form of instant outbursts. As a result of this mass loss, most, if not all, of established and candidate LBVs (cLBVs) are surrounded by compact ( $\lesssim 1$  pc) circumstellar nebulae (e.g. Weis 2001; Clark, Larionov & Arkharov 2005), detected either through direct imaging (in the optical, infrared or radio wavebands) or inferred via the presence of forbidden emission lines in their spectra. These nebulae show a wide range

\* Partially based on observations collected at the German-Spanish Astronomical Center, Calar Alto, jointly operated by the Max-Planck-Institut für Astronomie Heidelberg and the Instituto de Astrofísica de Andalucía (CSIC).

† E-mail: vgvaram@mx.iki.rssi.ru (VVG); akniazev@sao.ac.za (AYK); fabrika, olga@sao.ru (SF, OS); berdnik, cher, alla@sai.msu.ru (LNB, AMC, AVZ)



**Figure 1.** *Spitzer* MIPS 24  $\mu\text{m}$  image of the ring nebula MN112 and its central star.

of morphologies, ranging from simple round to bipolar and triple-ring forms (e.g. Nota et al. 1995; Weis 2001; Smith 2007; Gvaramadze, Kniazev & Fabrika 2009a).

Detection of LBV-like nebulae around stars with P Cygni-type or  $\eta$ Car-type spectra could serve as circumstantial evidence that these stars are genuine LBVs even if their photometric variability has not yet been detected (Bohannon 1997; Massey et al. 2007). On the other hand, search for LBV-like nebulae accompanied by spectroscopic follow-up of their central stars could be a powerful tool for detection of new (c)LBVs and related evolved stars (Clark et al. 2003; Gvaramadze et al. 2009a,b,c).

In this Letter, we report the discovery of a new Galactic cLBV via detection of a ring-like nebula (reminiscent of the circumstellar nebula of the cLBV GAL 079.29+00.46) and follow-up spectroscopy of its central star, revealing a striking similarity between the spectrum of the star and that of the bona fide LBV P Cygni.

## 2 INFRARED NEBULA MN112 AND ITS CENTRAL STAR

The new Galactic cLBV was identified via detection of its circumstellar nebula (Gvaramadze et al. 2009a) in the *Spitzer Space Telescope* archival data obtained with the Multiband Imaging Photometer for *Spitzer* (MIPS; Rieke et al. 2004) within the framework of the 24 and 70 Micron Survey of the Inner Galactic Disk with MIPS (MIPSGAL; Carey et al. 2009). This nebula is one of many dozens of circular nebulae discovered at MIPS 24  $\mu\text{m}$  images, whose appearance is very similar to that of nebulae associated with known (c)LBVs and related evolved massive stars (Gvaramadze et al. 2009a). Fig. 1 shows the MIPS 24  $\mu\text{m}$  image of the nebula [hereafter MN112, in accordance with the nomenclature adopted in Gvaramadze et al. (2009a)] and its cen-

**Table 1.** Photometry of MN112.

Date	<i>B</i>	<i>V</i>	<i>I</i>
1990 July 25 <sup>(1)</sup>	17.06±0.21	–	–
1992 July 23 <sup>(1)</sup>	–	–	11.56±0.12
1996 July 12 <sup>(2)</sup>	16.90±0.18	–	–
2009 April 22 <sup>(3)</sup>	17.13±0.12	14.53±0.03	11.15±0.03
2009 June 21 <sup>(4)</sup>	16.94±0.05	14.46±0.04	–

(1) POSS-II; (2) GSC 2.2; (3) 40-cm Meade telescope; (4) 6-m/SCORPIO

tral star. MN112 consists of a bright circular shell (with a radius of  $\simeq 33$  arcsec) surrounded by a halo (with a radius of  $\simeq 54$  arcsec). The core-halo morphology of MN112 strikingly resembles that of the circumstellar nebula of the Galactic cLBV GAL 079.29+00.46 (Gvaramadze et al. 2009a). This similarity suggests that both nebulae might have a similar nature and that the central star of MN112 is a (c)LBV as well.

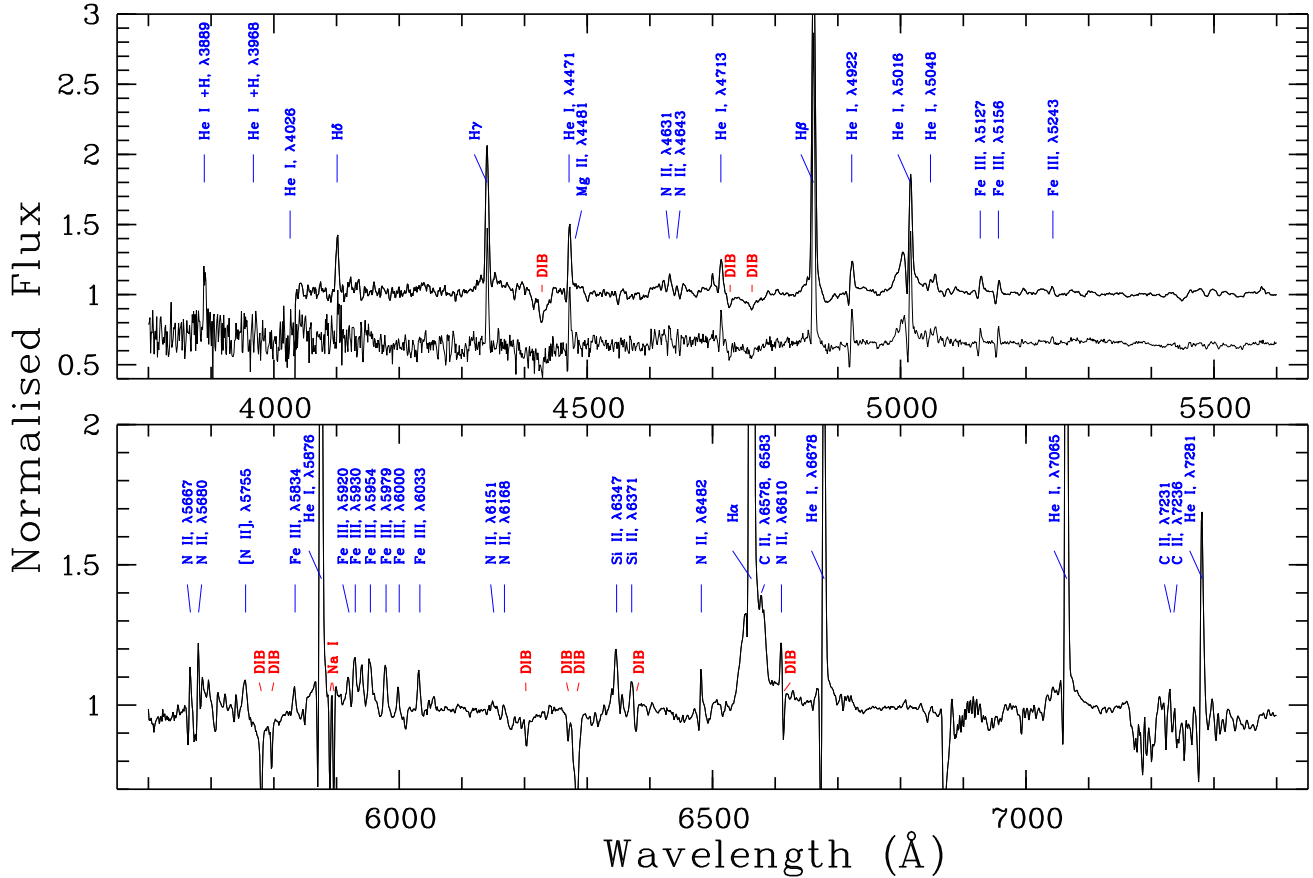
MN112, like the majority of other LBV-like nebulae detected with *Spitzer*, is visible only at 24  $\mu\text{m}$  (cf. Carey et al. 2009). Unlike the nebula, the central star (in what follows, we will use for the star the same name as for the nebula) is visible not only at 24  $\mu\text{m}$  but also at all four (3.6, 4.5, 5.8 and 8.0  $\mu\text{m}$ ) images obtained with the *Spitzer* Infrared Array Camera (IRAC; Fazio et al. 2004) within the Galactic Legacy Infrared Mid-Plane Survey Extraordinaire (GLIMPSE; Benjamin et al. 2003). According to the GLIMPSE I Spring '07 Archive<sup>1</sup>, the star is located at  $\alpha_{2000} = 19^{\text{h}}44^{\text{m}}37^{\text{s}}.60$ ,  $\delta_{J2000} = 24^{\circ}19'05''.9$  and has the following IRAC magnitudes: [3.6]=6.73±0.03, [4.5]=6.42±0.04, [5.8]=6.18±0.02, [8.0]=5.84±0.02. Using the IRAC photometry, 2MASS magnitudes (*J, H, K<sub>s</sub>*)=(8.86±0.02, 8.02±0.02, 7.42±0.02) of the star (Skrutskie et al. 2006) and the colour-colour diagrams by Hadfield et al. (2007), one finds that MN112 falls in the region populated by Wolf-Rayet and other hot, evolved massive stars.

The optical counterpart to MN112 was identified by Dolidze (1975) as an emission-line star, named in the SIMBAD database as [D75b]Em\*19-008<sup>2</sup>. This star was included in the Catalogue of H-alpha emission stars in the northern Milky Way (Kohoutek & Wehmeyer 1999). Two other SIMBAD names of the star are [KW97]44-47 and HBHA 4202-22.

We determined the photometric *B, V* and *I* magnitudes of MN112 on CCD frames obtained with the SBIG CCD ST-10XME attached to the 40-cm Meade telescope of the Cerro Armazones Astronomical Observatory of the Northern Catholic University (Antofagasta, Chile) during our observations in 2009 April 22. The results are given in Table 1, where we also present photometry obtained from different sources and calibrated using the secondary photometric standards established from the Meade data (see Section 4 for more details).

<sup>1</sup> Available at <http://irsa.ipac.caltech.edu/index.html>

<sup>2</sup> Note that the SIMBAD database provides erroneous coordinates for the star.



**Figure 2.** Normalized spectra of MN112 with principal lines and most prominent DIBs indicated. Top panel: blue spectra taken with the TWIN spectrograph and the SCORPIO focal reducer (the TWIN spectrum is shifted downwards by 0.3 continuum flux unit). Bottom panel: red spectrum taken with the TWIN spectrograph.

### 3 SPECTROSCOPIC FOLLOW-UP

To determine the nature of MN112, we obtained spectra of the central star with the Cassegrain Twin Spectrograph (TWIN) of the 3.5-m telescope in the Observatory of Calar Alto (Spain) during director’s discretionary time on 2009 May 5 (exposure time of  $3 \times 600$  sec). The setup used for TWIN was the grating T08 in the first order for the blue arm (spectral range 3500–5600 Å) and T04 in the first order for the red arm (spectral range 5300–7600 Å) which provides an inverse dispersion of 72 Å/mm for both arms. Slit of  $240'' \times 2.1''$  was used for these spectral observations. The resulting FWHM spectral resolution measured on strong lines of night sky and reference spectra was 3–3.5 Å. The seeing during the observations was stable,  $\simeq 1.3 - 1.4$  arcsec.

Additional spectra were obtained with the Russian 6-m telescope using the SCORPIO<sup>3</sup> focal reducer (Afanasiev & Moiseev 2005) in a long-slit mode with a slit width of 1 arcsec, providing a spectral resolution of 5 Å. The spectra were taken on 2009 June 21 in spectral ranges  $\lambda\lambda 4030 - 5830$  Å (exposure time of 2400 sec) and  $\lambda\lambda 5730 - 7500$  Å

(exposure time of 1800 sec). The seeing during observations was  $\simeq 1.5$  arcsec.

Data reduction was performed using the standard procedures. The resulting spectra are shown in Fig. 2. The top panel presents blue spectra taken with both telescopes, as the TWIN spectrum has better resolution, while the SCORPIO one has better signal-to-noise ratio. The bottom panel shows the TWIN spectrum in the red region, where the TWIN spectrograph provides better resolution. Detailed comparison of the spectra from both telescopes does not show any evidence of significant change.

Equivalent widths (EWs), FWHMs and radial heliocentric velocities (RVs) of main emission lines [measured applying the MIDAS programs; see Kniazev et al. (2004) for details] are summarized in Table 2. For EWs we give their mean values derived from both spectra, while for measurements of FWHMs and RVs we used the TWIN spectrum alone (owing to its better resolution).

### 4 MN112 – A NEW CANDIDATE LBV

The first look on Fig. 2 shows that the spectrum of MN112 is extremely similar to that of the bona fide LBV P Cygni (see Fig. 3). We therefore used the spectral atlas of P Cygni

<sup>3</sup> Spectral Camera with Optical Reducer for Photometrical and Interferometrical Observations; <http://www.sao.ru/hq/lsvfo/devices/scorpio/scorpio.html>

**Table 2.** EW, FWHM and RV of the main emission lines in the spectrum of MN112.

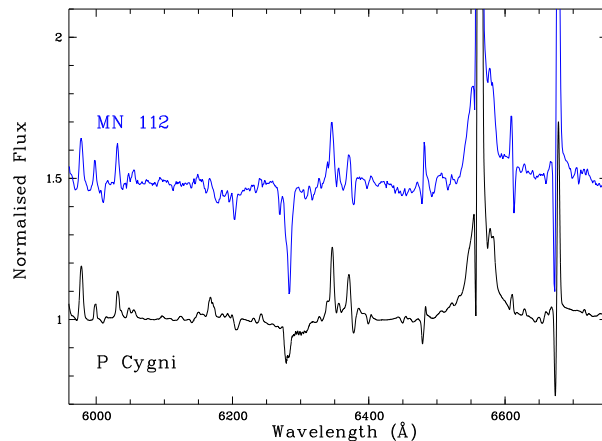
$\lambda_0$ (Å)	Ion	EW(Å)	FWHM(Å)	RV (km s <sup>-1</sup> )
3889	He I + H $\delta$	3.8±0.4	4.4±0.4	–
4101	H $\delta$	1.5±0.1	1.6±0.5	–
4340	H $\gamma$	4.8±0.1	2.2±0.2	-35±8
4471	He I	2.3±0.3	1.3±0.5	24±15
4713	He I	1.6±0.2	2.8±0.5	22±13
4861	H $\beta$	16.2±0.3	3.4±0.2	-23±7
4922	He I	1.2±0.2	–	40±20
5016	He I	4.6±0.3	2.7±0.5	9±12
5127	Fe III	0.5±0.2	1.4±1.2	–
5156	Fe III	0.5±0.2	–	–
5755	[N II]	1.1±0.2	7.6±0.7	-65±9
5834	Fe III	0.6±0.2	5.3±0.4	-65±8
5876	He I	14.7±0.4	3.6±0.3	-7±6
5979	Fe III	1.1±0.2	5.1±0.3	-56±6
6000	Fe III	0.4±0.1	4.0±0.4	-68±9
6033	Fe III	0.8±0.2	4.2±0.3	-66±7
6347	Si II	1.6±0.2	8.6±0.7	-75±15
6371	Si II	0.7±0.2	4.3±0.7	-28±14
6482	N II	0.7±0.2	2.8±0.6	21±12
6563	H $\alpha$	64.1±0.8	5.8±0.2	-16±5
6678	He I	7.5±0.3	3.2±0.3	7±8
7065	He I	12.2±0.3	4.2±0.2	-20±5
7281	He I	4.5±0.3	4.1±0.5	5±8

by Stahl et al. (1993) to identify the lines indicated in Fig. 2. The spectrum of MN112, like P Cygni, is dominated by strong emission lines of hydrogen and He I. The Balmer lines have prominent wings and weak P Cygni absorption components, while the He I lines show strong P Cygni profiles.

Further emission lines in the spectrum of MN112 are numerous permitted lines of N II, Fe III and Si II. The dichotomy of Fe III lines observed in the spectrum of P Cygni (Stahl et al. 1993) is present in the spectrum of MN112 as well: lines with low multiplet numbers (e.g. Fe III  $\lambda\lambda$ 5127, 5156) have distinct P Cygni profiles, while those with higher multiplet numbers (e.g. Fe III  $\lambda\lambda$ 5243, 5920 – 6033) are purely in emission. Some of N II lines (e.g.  $\lambda\lambda$ 6151, 6168) are also purely in emission. No He II emission lines are present in the spectrum.

The only forbidden line detected in the spectrum of MN112 is the line of [N II]  $\lambda$ 5755, although the presence of two weak [N II]  $\lambda\lambda$ 6548, 6583 lines in the H $\alpha$  emission wings cannot be excluded (cf. Markova & de Groot 1997). The relative prominence of the line [N II]  $\lambda$ 5755 implies that [N II] emission originates in the dense ( $\sim 10^7$  cm<sup>-3</sup>) matter, probably close to the star (Stahl et al. 1991). The FWHM of the [N II]  $\lambda$ 5755 line could be used as a measure of the stellar wind velocity,  $v_\infty$  (e.g. Crowther, Hillier & Smith 1995). Using FWHM from Table 2, one finds  $v_\infty \simeq 400 \pm 40$  km s<sup>-1</sup>, which is about two times higher than that of P Cygni (e.g. Barlow et al. 1994; Najarro, Hillier & Stahl 1997).

Numerous diffuse interstellar bands (DIBs) are present in the spectrum. In the blue region they are  $\lambda\lambda$ 4428, 4726 and 4762, in the red the strongest DIBs are at 5780, 5797, 6280, 6379 and 6613 Å. Strong Na I absorption lines detected in the red spectrum are of circumstellar or interstellar ori-



**Figure 3.** Comparison of a portion of the TWIN spectrum of MN112 (shifted upwards by 0.5 continuum flux unit) with the corresponding part of the P Cygni spectrum (Stahl et al. 1993). The spectrum of P Cygni is degraded to the resolution of the TWIN spectrum. The higher extinction towards MN112 is manifested in much stronger DIBs (e.g. at 6280 and 6613 Å).

gin, while the strong absorptions visible at  $\lambda > 6800$  Å are telluric.

Overall, the spectrum of MN112 is extremely similar to that of the bona fide LBV P Cygnus (Stahl et al. 1993), except for the lack of strong P Cygni absorptions in the Balmer lines. In this connection it is worthy of note that the P Cygni profiles of Balmer lines in spectra of some (c)LBVs can disappear and reappear again over time-scales of several years or decades (e.g. Crowther 1997; Massey et al. 2007) or even weeks (Smith, Crowther & Prinja 1994). A possible explanation of this behaviour is that the P Cygni absorptions arise in the recombined hydrogen in the outermost layers of the stellar wind and disappear when the stellar wind is fully ionized (Crowther 1997; Najarro et al. 1997). The changes in the ionization state of the absorbing material might be caused by variability of the wind density, which in turn is due to variability of the stellar mass-loss rate and/or the wind velocity.

We now turn to estimates of the reddening towards MN112. Proceeding from the close similarity between the spectra of MN112 and P Cygni, it is tempting to assume that both stars have the same temperatures and therefore the same intrinsic colours. For  $B = 17.13$  mag and  $V = 14.53$  mag (see Table 1) and adopting from (Najarro et al. 1997) the intrinsic colour of  $(B - V)_0 = -0.26$  mag, one finds  $E(B - V) \simeq 2.86$  mag. An indirect support to this estimate comes from comparison of dereddened spectral slopes of MN112 and P Cygni, which should coincide with each other if the temperatures of both stars are similar. For this comparison we obtained a spectrum of P Cygni with SCORPIO on 2009 September 19. We found that the SCORPIO spectra of both stars nicely match each other if one dereddens the spectrum of MN112 by  $\simeq 2.2$  mag in  $E(B - V)$ . Adopting  $E(B - V) = 0.51$  mag for P Cygni (Najarro et al. 1997), one finds  $E(B - V) = 2.71$  mag for MN112, which is in a good agreement with the above estimate.

MN112 is located in the direction towards the OB association Vul OB1 at  $\simeq 1$  degree from the open cluster



NGC 6823 (which is part of VulOB1). The distance estimates to NGC 6823 range from  $\simeq 2$  to 3.5 kpc (e.g. Sagar & Joshi 1981; Kharchenko et al. 2005), which puts the cluster (and association) in the local (Orion) spiral arm. Assuming that MN112 is a member of Vul OB1 association, one finds its absolute visual magnitude  $M_V \simeq -(5.8 - 7.1)$  mag and luminosity of  $\log(L/L_\odot) \simeq 4.9 - 5.4$  [here we assumed that the bolometric correction of MN112 is equal to that of P Cygni,  $-1.64$  mag (Najarro et al. 1997)]. These estimates imply that, in principle, MN112 might belong to a group of low-luminosity LBVs with  $\log(L/L_\odot) \simeq 5.4 - 5.6$  (e.g. Humphreys & Davidson 1994), provided that it is located at the distance of  $\sim 3.5$  kpc. The members of this group, however, have lower maximum temperatures than the high-luminosity LBVs (including P Cygni), which is inconsistent with the strong spectral similarity of MN112 and P Cygni. Moreover, the lower temperatures translate into the larger bolometric corrections, which further reduces the luminosity estimate obtained above and thereby makes the relationship between MN112 and the Vul OB1 association less plausible. Instead, we suggest that MN112 is located in the next arm out, the Perseus Arm. In this case, the distance to MN112 is  $\gtrsim 7$  kpc, which corresponds to  $M_V \lesssim -8.6$  mag and  $\log(L/L_\odot) \gtrsim 6.0$  [ $M_V$  and  $\log(L/L_\odot)$  of P Cygni are equal to  $-8.0$  mag and 5.8, respectively; Najarro et al. 1997].

To further constrain the nature of MN112, we searched for its possible large-scale ( $\gtrsim 1$  mag) photometric variability, using the secondary photometric standards established with the 40-cm Meade telescope. We used CCD B and V frames taken with the Russian 6-m telescope and recalibrated photometry from POSS-II B and I plates and the Guide Star Catalog 2.2 (McLean et al. 2000). These measurements (summarized in Table 1) show that the B magnitude of MN112 remains constant within error margins over the last 19 years, while in the I band the star brightened by  $0.41 \pm 0.12$  mag. Also, we used the collection of photographic plates of the Sternberg Astronomical Institute (Moscow, Russia). The star was detected on 19 B band plates covering a 30-year period from 1965 to 1994. We found that over this period the B magnitude of MN112 was  $\simeq 17.2 \pm 0.2$ .

Although disappointing, the non-detection of large variability of MN112 is not completely unexpected in view of similarity between this star and the bona fide LBV P Cygni, whose brightness remains relatively stable during the last three centuries and shows irregular variability of  $\sim 0.2$  mag superimposed on the gradual brightening by  $\simeq 0.1$  mag per century (de Groot et al. 2001). Moreover, it is quite possible that a significant fraction of LBVs (if not all of them) goes through the long quiescent periods (lasting centuries or more; e.g. Lamers 1986) so that the fast variability (on time scales from years to decades) observed in the vast majority of classical LBVs could be merely due to the selection effect (e.g. Massey et al. 2007).

## 5 CONCLUSION AND FURTHER WORK

We identified a new Galactic cLBV via detection of a ring nebula (reminiscent of the circumstellar nebula associated with the cLBV GAL 079.29+00.46) and follow-up spectroscopy of its central star showing that the spectrum of the star is almost identical to that of the bona fide LBV

P Cygni. Taken together, these findings strongly suggest that the detected object, MN112, is a LBV. To unambiguously prove the LBV nature of MN112, it is necessary to detect the major changes in its brightness and spectrum. Although we realize that MN112, like P Cygni, could be in the long-term quiescent phase, we have launched a spectrophotometric monitoring of this star in the hope that the "duck" will "quack" in the foreseeable future (cf. Bohannan 1997). Confirmation of the LBV nature of MN112 will add another object to the rare class of transitional massive stars and will have profound consequences for understanding their evolution and interaction with the ambient medium.

## 6 ACKNOWLEDGEMENTS

We thank the Calar Alto Observatory for allocation of director's discretionary time to this programme. VVG is grateful to his mother-in-law for financial support. AYK acknowledges support from the National Research Foundation of South Africa. SF and OS thank A.F.Valeev for help with the observations and acknowledge support from the RFBR grants N 07-02-00909 and 09-02-00163. AMC acknowledges support from the RFBR grant N 08-02-01220 and the State Program of Support for Leading Scientific Schools of the Russian Federation (grant NSh-1685.2008.2). This work is based in part on archival data obtained with the Spitzer Space Telescope, which is operated by the Jet Propulsion Laboratory, California Institute of Technology under a contract with NASA, and has made use of the NASA/IPAC Infrared Science Archive, which is operated by the Jet Propulsion Laboratory, California Institute of Technology, under contract with the National Aeronautics and Space Administration, the SIMBAD database and the VizieR catalogue access tool, both operated at CDS, Strasbourg, France.

## REFERENCES

- Afanasiev V.L., Moiseev A.V., 2005, *AstL*, 31, 194
- Barlow M.J., Drew J.E., Meaburn J., Massey R.M., 1994, *MNRAS*, 268, L29
- Benjamin R.A. et al., 2003, *PASP*, 115, 953
- Bohannan B., 1997, in Nota A., Lamers H.J.G.L.M., eds, *ASP Conf. Ser. Vol. 120, Luminous Blue Variables: Massive Stars in Transition*. Astron. Soc. Pac., San Francisco, p. 120
- Carey S.J. et al., 2009, *PASP*, 121, 76
- Clark J. S., Larionov V.M., Arkharov A., 2005, *A&A*, 435, 239
- Clark J.S., Egan M.P., Crowther P.A., Mizuno D.R., Larionov V.M., Arkharov A., 2003, *A&A*, 412, 185
- Conti P.S., 1984, in Maeder A., Renzini A., eds, *Observational Tests of the Stellar Evolution Theory*. Reidel, Dordrecht, p. 233
- Crowther P.A., 1997, in Nota A., Lamers H.J.G.L.M., eds, *ASP Conf. Ser. Vol. 120, Luminous Blue Variables: Massive Stars in Transition*. Astron. Soc. Pac., San Francisco, p. 51
- Crowther P.A., Hillier D.J., Smith L.J., 1995, *A&A*, 293, 172
- de Groot M., Sterken C., van Genderen A.M., 2001, in de Groot M., Sterken C., eds, *ASP Conf. Ser. Vol. 233, P*

- Cygni 2000: 400 Years of Progress. Astron. Soc. Pac., San Francisco, p. 15
- Dolidze M.V., 1975, *Bull. Abastumani Astrophys. Obs.*, 47, 3
- Fazio G.G. et al., 2004, *ApJS*, 154, 10
- Gvaramadze V.V., Kniazev A.Y., Fabrika S., 2009a, submitted to *MNRAS* (astro-ph/0909.0458)
- Gvaramadze V.V. et al., 2009b, *MNRAS*, 400, 524
- Gvaramadze V.V., Kniazev A.Y., Hamann W.-R., Berdnikov L.N., Fabrika S., Valeev A.F., 2009c, *MNRAS*, in press (astro-ph/0911.0181)
- Hadfield L.J., van Dyk S.D., Morris P.W., Smith J.D., Marston A.P., Peterson D.E., 2007, *MNRAS*, 376, 248
- Humphreys R.M., Davidson K., 1994, *PASP*, 106, 1025
- Kharchenko N.V., Piskunov A.E., Röser S., Schilbach E., Scholz R.-D., 2005, *A&A*, 438, 1163
- Kniazev A.Y., Pustilnik S.A., Grebel E.K., Lee H., Pramskij A.G., 2004, *ApJS*, 153, 429
- Kohoutek L., Wehmeyer R., 1999, *A&AS*, 134, 255
- Lamers H.J.G.L.M., 1986, in de Loore C.W.N., Willis A.J., Laskarides P., eds, *Luminous Stars and Associations in Galaxies*. Reidel, Dordrecht, p. 157
- Markova N., de Groot M., 1997, *A&A*, 326, 1111
- Massey P., McNeill R.T., Olsen K.A.G., Hodge P.W., Blaha C., Jacoby G.H., Smith R.C., Strong S.B., 2007, *AJ*, 134, 2474
- McLean B.J., Greene G.R., Lattanzi M.G., Pirenne B., 2000, in Manset N., Veillet C., Crabtree D., eds, *ASP Conf. Ser. Vol. 216, Astronomical Data Analysis Software and Systems IX*. Astron. Soc. Pac., San Francisco, p. 145
- Najarro F., Hillier D.J., Stahl O., 1997, *A&A*, 326, 1117
- Nota A., Livio M., Clampin M., Schulte-Ladbeck R., 1995, *ApJ*, 448, 788
- Rieke G.H. et al., 2004, *ApJS*, 154, 25
- Sagar R., Joshi U.C., 1981, *Ap&SS*, 75, 465
- Skrutskie M.F. et al., 2006, *AJ*, 131, 1163
- Smith N., 2007, *AJ*, 133, 1034
- Smith L.J., Crowther P.A., Prinja R.K., 1994, *A&A*, 281, 833
- Stahl O., Mandel H., Szeifert Th., Wolf B., Zhao F., 1991, *A&A*, 244, 467
- Stahl O., Mandel H., Wolf B., Gaeng Th., Kaufer A., Kneer R., Szeifert Th., Zhao F., 1993, *A&AS*, 99, 167
- van Genderen, A.M., 2001, *A&A*, 366, 508
- Weis K., 2001, *RvMA*, 14, 261