

Graph-Links

Denis Petrovich Ilyutko*, Vassily Olegovich Manturov†

April 25, 2022

Abstract

The present paper is a review of the current state of *Graph-Link Theory* (graph-links are also closely related to *homotopy classes of looped interlacement graphs*): theory suggested in [5, 6], see also [23], dealing with a generalisation of knots obtained by translating the Reidemeister moves for links into the language of intersection graphs of chord diagrams. In this paper we show how some methods of classical and virtual knot theory can be translated into the language of abstract graphs, and some theorems can be reproved and generalised to this graphical setting. We construct various invariants, prove certain minimality theorems and construct functorial mappings for graph-knots and graph-links. In this paper, we first show non-equivalence of some graph-links to virtual links.

1 Introduction

It is well known that classical and virtual knots can be represented by Gauss diagrams, and the whole information about the knot and its invariants can be read out of any Gauss diagram encoding it, see Fig. 1. Whenever a Gauss diagram does not describe any *embedded curve* in \mathbb{R}^2 (just because the corresponding Gauss code is not planar) as in Fig. 2, one gets a virtual knot; the generic immersion point is encircled.

*Partially supported by grants of RF President NSh – 660.2008.1, RFBR 07–01–00648, RNP 2.1.1.3704, the Federal Agency for Education NK-421P/108.

†Partially supported by grants of RFBR 07–01–00648

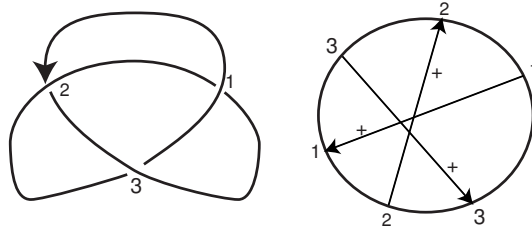


Figure 1: The Right Trefoil and Its Gauss Diagram

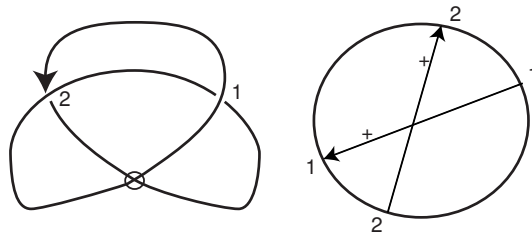


Figure 2: The Virtual Trefoil and Its Gauss Diagram

It turns out that some information about the knot can be obtained from a more combinatorial data: intersection graphs of Gauss diagrams. The intersection (adjacency) graph is a *simple graph*, i.e. a graph without loops and multiple edges, whose vertices are in one-to-one correspondence with chords of the Gauss diagram of the knot (the latter are, in turn, in one-to-one correspondence with crossings of the knot). Two vertices of the intersection graph are adjacent whenever the corresponding arrows of the Gauss diagram are *linked*, i.e. the corresponding chords “intersect” each other in the picture, see Fig. 3. Vertices of the intersection graph are endowed with the local writhe number of the crossing. However, sometimes the Gauss diagram can be obtained from the intersection graph in a non-unique way, see Fig. 4, and some graphs can not be represented by chord diagrams at all [1], see Fig. 5.

When passing to the intersection graph, we remember the writhe number information, but forget about the *right-left* information encoded by the arrows. Principally, it is possible to describe analogous objects when all information is saved in the intersection graph; however, already the writhe number information is sufficient to recover a lot of data, as we shall see. Even more, if we forget about the writhe

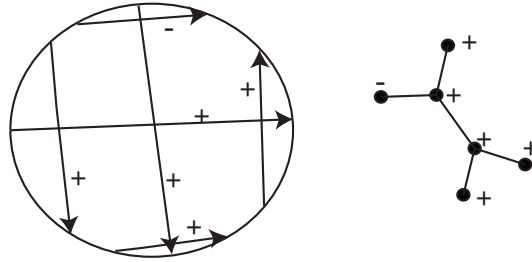


Figure 3: A Gauss Diagram and its Labeled Intersection Graph

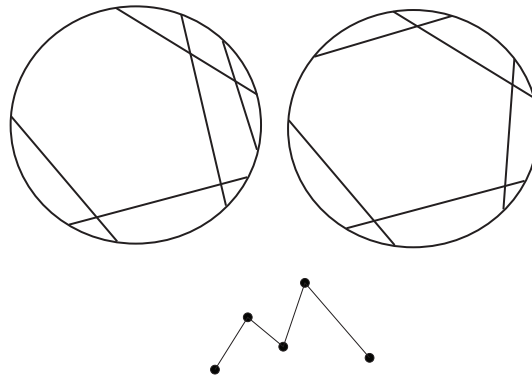


Figure 4: A Graph not Uniquely Represented by Chord Diagrams

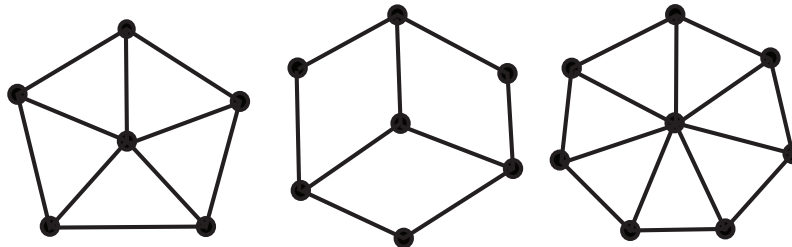


Figure 5: Non-Realisable Bouchet Graphs

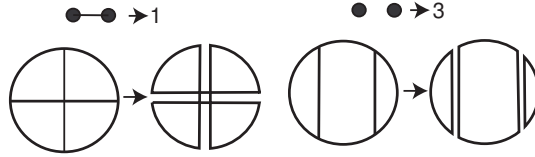


Figure 6: Resmoothing along Two Chords Yields One or Three Circles

number information and only have the structure of opposite edges we shall get non-trivial objects (modulo Reidemeister’s moves).

Probably, the simplest evidence that one can get some information out of the intersection graph is the number of circles one gets in a certain state after a smoothing, see Fig. 6. The simplest example shows that the number of circles obtained after resmoothings in two crossings gives three circles if the corresponding chords are unlinked or one circle if they aren’t. The general theorem (Soboleva’s theorem, see ahead) allows one to count the number of circles in Kauffman’s states out of the intersection graph. In particular, this means that graphs not necessarily corresponding to any knot admit a way of generalising the Kauffman bracket, which coincides with the usual Kauffman bracket when the graph is realisable by a knot. This was the initial point of investigation for L. Traldi and L. Zulli [23] (looped interlacement graphs): they constructed a self-contained theory of “non-realizable knots” possessing lots of interesting knot theoretic properties. These objects are equivalent classes of (decorated) graphs modulo “Reidemeister moves” (translated into the language of intersection graphs). A significant disadvantage of this approach was that it had applications only to knots, *not links*: in order to encode a link, one has to use a more complicated object rather than just a Gauss diagram, a Gauss diagram *on many circles*. This approach was further developed in Traldi’s works [21, 22], and it allowed to encode not only knots but also links with any number of components by decorated graphs. The important question arises here: whether or not every graph is Reidemeister equivalent to the looped interlacement graph of a virtual knot diagram.

We suggested another way of looking at knots and links and generalising them: whence a Gauss diagram corresponds to a transverse passage along a knot, one may consider a *rotating circuit* which never goes straight and always turns right or left at a classical crossing. One can also encode the type of smoothing (Kauffman’s *A*-smoothing

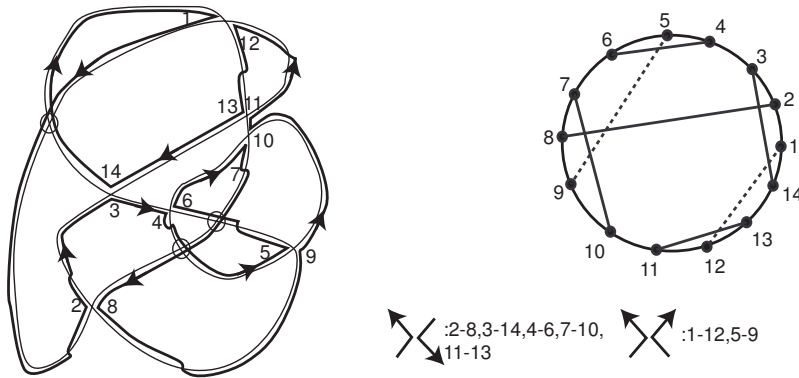


Figure 7: Rotating Circuit Shown by a Thick Line; Chord Diagram

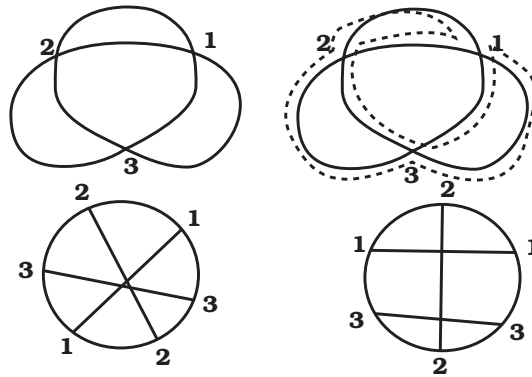


Figure 8: A Gauss Circuit; A Rotating Circuit

or Kauffman's B -smoothing) corresponding to the crossing where the circuit turns right or left and never goes straight, see Fig. 7. We note that chords of the diagrams are naturally split into two sets: those corresponding to crossings where two opposite directions correspond to *emanating* edges with respect to the circuit and the other two correspond to *incoming* edges, and those where we have two consecutive (opposite) edges one of which is incoming and the other one is emanating.

Certainly, there is an intuitive way of transforming Gauss diagrams into rotating circuits and vice versa (in the case of knots), see Fig. 7, 8. The second important question arises here whether there is an equivalence between the set of homotopy classes of looped interlacement graphs introduced by L. Traldi and L. Zulli [23] and the

set of graph-knots introduced by ourselves [5, 6]. The equivalence of these two sets was proved in [7, 8] and, moreover, the homotopy class of looped interlacement graphs and the graph-knot both constructed from a given virtual knot diagram are related by this equivalence. This construction will be described in detail in Section 2. Moreover, one can consider mixed circuits (which was initiated by Traldi [21]). In this paper we do not consider mixed circuits. The way of translating “rotating circuits” into “transverse circuits” can be rewritten in a combinatorial way and translated into the language of intersection graphs. In some sense it is obvious that *whenever an intersection graph is realisable in the sense of Gauss diagrams, the corresponding “rotating” intersection graph is realisable in the sense of rotating diagrams*, just because if one of these two graphs is realisable, the corresponding 4-valent graph can be just drawn on the plane (with virtual crossings) and the algorithm becomes a “real redrawing algorithm”. This statement follows immediately from our equivalence. This allows us to switch from Gauss diagrams to rotating diagrams and vice versa, whenever we are proving some non-realisability theorems. We shall answer the question of whether or not every graph is Reidemeister equivalent to the looped interlacement graph of a virtual knot diagram, and by using the equivalence we immediately get the answer to this question concerning graph-knots. We shall show that it is not true for looped interlacement graphs and by using the equivalence it is not true for graph-links. The examples of “non-realisable” looped interlacement graphs appeared firstly in the papers [9, 10]. So, the theory of graph-links is interesting for various reasons:

- a) In some cases it exhibits purely combinatorial ways of extracting invariants for knots.
- b) In some cases it produces heuristic approaches to new “knot theories”.
- c) It highlights some “graphical” effects which are hardly visible in usual or virtual knot theory.

We conclude the introduction part by a couple of examples of free knots which are not equivalent to any realisable knot, see Fig. 9. We call a graph-link *non-realisable* if it has no realisable representative.

Here we do not indicate any crossing decoration because *any graph-link with this underlying graph is non-realisable*. More precisely, this example gives us a non-realisable *free graph-link*. Having a virtual link, we may forget about over/under and right/left information and take care only about the 4-valent underlying graph with the structure

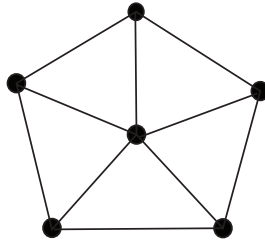


Figure 9: The First Bouchet Graph Gives a Non-Realisable Graph-Knot

of opposite edges. This leads to the notion of *free knots* and *free links* considered in [9, 10]. It turns out that some information about virtual knots can be caught just from the 4-valent graph, which proves non-triviality of many free knots and free links. The same trick works for graph-links: however, here instead of the underlying four-valent graph we consider the abstract graph which plays the role of the intersection graph of the *non-existing chord diagram*.

Certainly, the graph shown in Fig. 10 (left upper) is itself non-realizable (in the sense of looped interlacement graphs and Gauss diagrams), but what if we decorate its crossings in some way and then try to apply Reidemeister moves hoping to make it realizable. For some graph-links it is possible, see, e.g. Fig. 10.

The graph-link with “Gauss diagram” shown in Fig. 10 (left upper) is realizable. Indeed, the second Reidemeister move translated into the language of Gauss diagram is an addition/removal of two “parallel” chords. In the language of intersection graphs, chords correspond to vertices, and “parallel” chords correspond to vertices having the same set of adjacent vertices. So, the vertices A and A' in Fig. 10 are adjacent, and the removal of these two vertices makes our diagram realizable.

The problem of finding free links having no representative realizable by a chord diagram is a problem similar to the problem of constructing virtual knots not equivalent to any classical link. Surprisingly, the solution to the problem in the case of free links can be achieved by using *parity considerations* (Theorem 3.4): all the crossings shown in Fig. 9 are *odd* (each of them is adjacent to an odd number of other crossings) and there is no immediate way to contract any two them by using a second Reidemeister moves. This is indeed sufficient for a graph-link to be non-realizable in a very strong sense: any diagram of this link has a *spur* of the initial diagram (we disre-

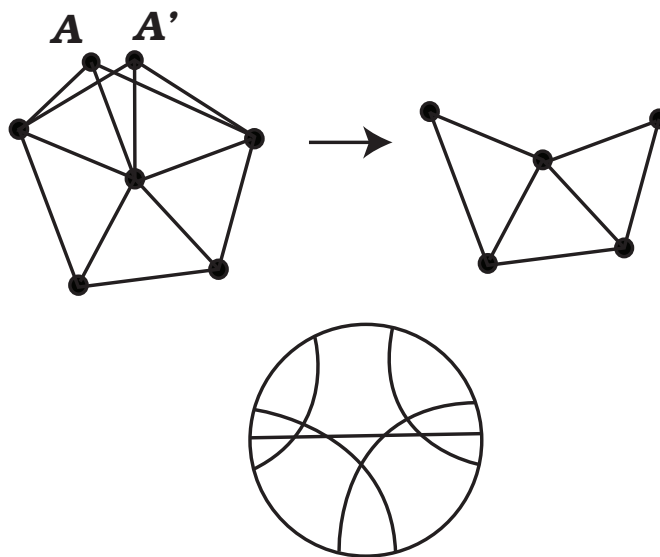


Figure 10: A Non-Realisable Graph Representing a Trivial Graph-Link

gard the writhe number information), which is non-realisable, and, the graph-link is, in turn, itself non-realisable. Also we have an example of non-realisable graph all the vertices of it are even, see Fig. 11.

In fact, parity arguments allow to prove very strong theorems in the realm of virtual knots, and we strongly recommend the reader to read the paper [11] in the present volume.

The present paper is organized as follows.

We first give definitions of graph-links from two points of view: rotating circuits and Gauss diagrams, and describe their interactions.

In the third section we introduce parity and prove non-triviality results. In particular, parity arguments allow one to construct graph-valued invariants of graph-links.

The fourth section is devoted to the *orientability* aspects of 2-surfaces corresponding to virtual knots (atoms) and functorial mappings for virtual knots and free links defined by using parities.

In section 5, we briefly describe the way of extending the Kauffman bracket and some other invariants. We also formulate some minimality results for graph-links and conclude the paper by a list of unsolved problems.

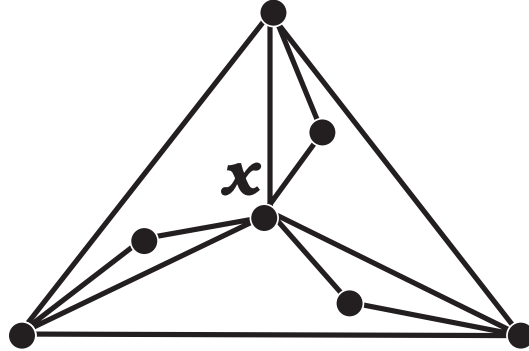


Figure 11: An Even Non-Realisable Graph Representing a Non-Realisable Graph-Knot

Acknowledgments

The authors are grateful to L. H. Kauffman, V. A. Vassiliev, and A. T. Fomenko for their interest to this work.

2 Graph-Links and Looped Interlacement Graphs

2.1 Chord diagrams and Framed 4-Graphs

Throughout the paper all graphs are finite. Let G be a graph with the set of vertices $V(G)$ and the set of edges $E(G)$. We think of an edge as an equivalence class of the two half-edges. We say that a vertex $v \in V(G)$ has *degree* k if v is incident to k half-edges. A graph whose vertices have the same degree k is called *k -valent* or a *k -graph*. The free loop, i.e. the graph without vertices, is also considered as k -graph for any k .

Definition 2.1. A 4-graph is *framed* if for every vertex the four emanating half-edges are split into two pairs of (formally) opposite edges. The edges from one pair are called *opposite to each other*.

A *virtual diagram* is a framed 4-graph embedded into \mathbb{R}^2 where each crossing is either endowed with a classical crossing structure (with a choice for underpass and overpass specified) or just said to be virtual

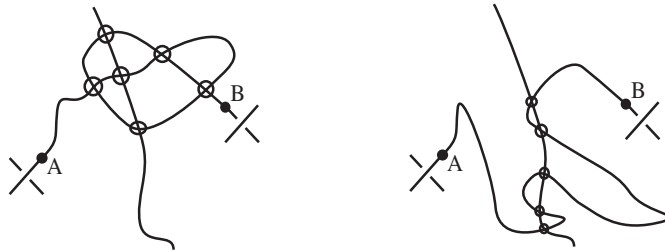


Figure 12: The detour move

and marked by a circle. A *virtual link* is an equivalence class of virtual diagrams modulo generalised Reidemeister moves. The latter consist of usual Reidemeister moves referring to classical crossings and the *detour move* that replaces one arc containing only virtual intersections and self-intersections by another arc of such sort in any other place of the plane, see Fig. 12. A *projection* of a virtual diagram is a framed 4-graph obtained from the diagram by considering classical crossings as vertices and virtual crossings are just intersection points of images of different edges. A virtual diagram is *connected* if its projection is connected. Without loss of generality, *all virtual diagrams are assumed to be connected and contain at least one classical crossing* [5, 6].

Definition 2.2. A *chord diagram* is a cubic graph consisting of a selected cycle (the *circle*) and several non-oriented edges (*chords*) connecting points on the circle in such a way that every point on the circle is incident to at most one chord. A chord diagram is *labeled* if every chord is endowed with a label (a, α) , where $a \in \{0, 1\}$ is the framing of the chord, and $\alpha \in \{\pm\}$ is the sign of the chord. If no labels are indicated, we assume the chord diagram has all chords with label $(0, +)$. Two chords of a chord diagram are called *linked* if the ends of one chord lie in different connected components of the circle with the end-points of the second chord removed.

Definition 2.3. By a *virtualisation* of a classical crossing of a virtual diagram we mean a local transformation shown in Fig. 13.

Having a labeled chord diagram D , one can construct a virtual link diagram $K(D)$ (up to virtualisation) as follows. Let us immerse this diagram in \mathbb{R}^2 by taking an embedding of the circle and placing some chords inside the circle and the other ones outside the circle. After that we remove neighbourhoods of each of the chord ends and

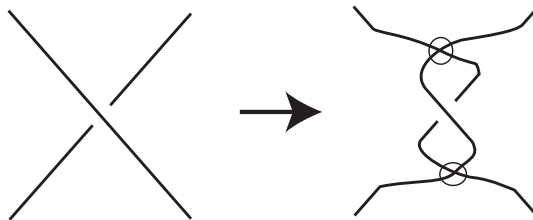


Figure 13: Virtualisation

replace them by a pair of lines (connecting four points on the circle which are obtained after removing neighbourhoods) with a classical crossing if the chord is framed by 0 and a couple of lines with a classical crossing and a virtual crossing if the chord is framed by 1 in the following way. The choice for underpass and overpass is specified as follows. A crossing can be smoothed in two ways: A and B as in the Kauffman bracket polynomial; we require that the initial piece of the circle corresponds to the A -smoothing if the chord is positive and to the B -smoothing if it is negative: $A: \diagdown \diagup \rightarrow \diagup \diagdown$, $B: \diagdown \diagup \rightarrow \diagdown \diagup$.

Conversely, having a connected virtual diagram K , one can get a labeled chord diagram $D_C(K)$, see Fig. 7. Indeed, one takes a *circuit* C of K which is a map from S^1 to the projection of K . This map is bijective outside classical and virtual crossings, has exactly two preimages at each classical and virtual crossing, goes transversally at each virtual crossing and turns from an half-edge to an adjacent (non-opposite) half-edge at each classical crossing. Connecting the two preimages of a classical crossing by a chord we get a chord diagram, where the sign of the chord is $+$ if the circuit locally agrees with the A -smoothing, and $-$ if it agrees with the B -smoothing, and the framing of a chord is 0 (resp., 1) if two opposite half-edges have the opposite (resp., the same) orientation. It can be easily checked that this operation is indeed inverse to the operation of constructing a virtual link out of a chord diagram: if we take a chord diagram D , and construct a virtual diagram $K(D)$ out of it, then for some circuit C the chord diagram $D_C(K(D))$ will coincide with D . The rule for setting classical crossings here agrees with the rule described above. This proves the following

Theorem 2.1. [12] *For any connected virtual diagram L there is a certain labeled chord diagram D such that $L = K(D)$.*

The Reidemeister moves on virtual diagrams generate the Reidemeister moves on labeled chord diagrams [5, 6].

2.2 Reidemeister Moves for Looped Interlacement Graphs and Graph-links

Now we are describing moves on graphs obtained from virtual diagrams by using rotating circuit [5, 6] and the Gauss circuit [23]. These moves in both cases will correspond to the “real” Reidemeister moves on diagrams. Then we shall extend these moves to all graphs (not only to realisable ones). As a result we get new objects, a *graph-link* and a *homotopy class of looped interlacement graphs*, in a way similar to the generalisation of classical knots to virtual knots: the passage from realisable Gauss diagrams (classical knots) to arbitrary chord diagrams leads to the concept of a virtual knot, and the passage from realisable (by means of chord diagrams) graphs to arbitrary graphs leads to the concept of two new objects, *graph-links* and *homotopy classes of looped interlacement graphs* (here ‘looped’ corresponds to the writhe number, if the writhe number is -1 then the corresponding vertex has a loop). To construct the first object we shall use simple labeled graphs, and for the second one we shall use (unlabeled) graphs without multiple edges, but loops are allowed.

Definition 2.4. A graph is *labeled* if every vertex v of it is endowed with a pair (a, α) , where $a \in \{0, 1\}$ is the framing of v , and $\alpha \in \{\pm\}$ is the sign of v . Let D be a labeled chord diagram D . The *labeled intersection graph*, cf. [2], $G(D)$ of D is the labeled graph: 1) whose vertices are in one-to-one correspondence with chords of D , 2) the label of each vertex corresponding to a chord coincides with that of the chord, and 3) two vertices are connected by an edge if and only if the corresponding chords are linked.

Definition 2.5. A simple graph H is called *realisable* if there is a chord diagram D such that $H = G(D)$.

The following lemma is evident.

Lemma 2.1. *A simple graph is realisable if and only if each its connected component is realisable.*

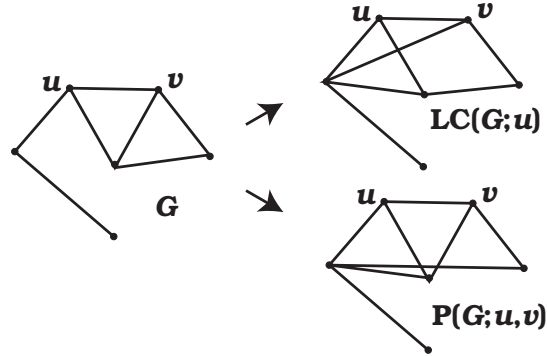


Figure 14: Local Complementation and Pivot

Definition 2.6. Let G be a graph and let $v \in V(G)$. The set of all vertices adjacent to v is called the *neighbourhood of a vertex v* and denoted by $N(v)$ or $N_G(v)$.

Let us define two operations on simple unlabeled graphs.

Definition 2.7. (Local Complementation) Let G be a graph. The *local complementation* of G at $v \in V(G)$ is the operation which toggles adjacencies between $a, b \in N(v)$, $a \neq b$, and doesn't change the rest of G . Denote the graph obtained from G by the local complementation at a vertex v by $LC(G; v)$.

Definition 2.8. (Pivot) Let G be a graph with distinct vertices u and v . The *pivoting operation* of a graph G at u and v is the operation which toggles adjacencies between x, y such that $x, y \notin \{u, v\}$, $x \in N(u)$, $y \in N(v)$ and either $x \notin N(v)$ or $y \notin N(u)$, and doesn't change the rest of G . Denote the graph obtained from G by the pivoting operation at vertices u and v by $piv(G; u, v)$.

Example. In Fig. 14 the graphs G , $LC(G; u)$ and $piv(G; u, v)$ are depicted.

The following lemma can be easily checked.

Lemma 2.2. *If u and v are adjacent then there is an isomorphism*

$$piv(G; u, v) \cong LC(LC(LC(G; u); v); u).$$

Let us define graph-moves by considering intersection graphs of chord diagrams constructed by using *a rotating circuit*, and these moves correspond to the Reidemeister moves on virtual diagrams. As a result we obtain a new object — an equivalence class of labeled graphs under formal moves. These moves were defined in [5, 6].

Definition 2.9. Ω_g1 . The first Reidemeister graph-move is an addition/removal of an isolated vertex labeled $(0, \alpha)$, $\alpha \in \{\pm\}$.

Ω_g2 . The second Reidemeister graph-move is an addition/removal of two non-adjacent (resp., adjacent) vertices having $(0, \pm\alpha)$ (resp., $(1, \pm\alpha)$) and the same adjacencies with other vertices.

Ω_g3 . The third Reidemeister graph-move is defined as follows. Let u, v, w be three vertices of G all having label $(0, -)$ so that u is adjacent only to v and w in G . Then we only change the adjacency of u with the vertices $t \in N(v) \setminus N(w) \cup N(w) \setminus N(v)$ (for other pairs of vertices we do not change their adjacency). In addition, we switch the signs of v and w to $+$. The inverse operation is also called the third Reidemeister graph-move.

Ω_g4 . The fourth graph-move for G is defined as follows. We take two adjacent vertices u and v labeled $(0, \alpha)$ and $(0, \beta)$ respectively. Replace G with $\text{piv}(G; u, v)$ and change signs of u and v so that the sign of u becomes $-\beta$ and the sign of v becomes $-\alpha$.

Ω_g4' . In this fourth graph-move we take a vertex v with the label $(1, \alpha)$. Replace G with $\text{LC}(G; v)$ and change the sign of v and the framing for each $u \in N(v)$.

The comparison of the graph-moves with the Reidemeister moves yields the following theorem.

Theorem 2.2. *Let K_1 and K_2 be two connected virtual diagrams, and let G_1 and G_2 be two labeled intersection graphs obtained from K_1 and K_2 , respectively. If K_1 and K_2 are equivalent in the class of connected diagrams then G_1 and G_2 are obtained from one another by a sequence of $\Omega_g1 - \Omega_g4'$ graph-moves.*

Definition 2.10. A *graph-link* is an equivalence class of simple labeled graphs modulo $\Omega_g1 - \Omega_g4'$ graph-moves.

Remark 2.1. For a graph-link having representatives with orientable atoms, see ahead, there are two formally different equivalence relations. The first relation is described in [5] (which includes only diagrams with orientable atoms) and the last one defines graph-links. We

do not know whether these equivalence relations coincide for graph-links (they do for graph-knots, see ahead). Nevertheless, we use the same term ‘graph-link’ for the object introduced in this paper.

Remark 2.2. Let us consider a simple realisable labeled graph. Let us represent this graph as an intersection graph of a chord diagram D . Constructing a virtual diagram $K(D)$ we have to restore the structure of opposite edges at each vertex. The first components (which are called the framings of vertices) of labels of vertices are responsible for the structure of opposite edges. Therefore, we shall consider framed graphs of two types. The first type is framed 4-graphs defined in Definition 1. The second one is *free framed graphs* which are equivalence classes of simple labeled graphs with labels having only framings modulo $\Omega_g 4$ and $\Omega_g 4'$ graph-moves up to signs of labels (we disregard the sign of each vertex).

Definition 2.11. A *free graph-link* is an equivalence class of free framed graphs modulo $\Omega_g 1 - \Omega_g 3$ graph-moves up to signs of labels.

Let $D_G(K)$ be the Gauss diagram of a virtual diagram K . Let us construct the graph obtained from the intersection graph of $D_G(K)$ by adding loops to vertices corresponding to chords with negative writhe number [23]. We refer to this graph as the *looped interlacement graph* or the *looped graph*. Let us construct the moves on graphs. These moves are similar to the moves for graph-links and also correspond to the Reidemeister moves on virtual diagrams.

Definition 2.12. The first Reidemeister move for looped interlacement graphs is an addition/removal of an isolated looped or unlooped vertex.

The second Reidemeister move for looped interlacement graphs is an addition/removal of two vertices having the same adjacencies with other vertices and, moreover, one of which is looped and the other one is unlooped.

The third Reidemeister move for looped interlacement graphs is defined as follows. Let u, v, w be three vertices such that v is looped, w is unlooped, v and w are adjacent, u is adjacent to neither v nor w , and every vertex $x \notin \{u, v, w\}$ is adjacent to either 0 or precisely two of u, v, w . Then we only remove all three edges uv, uw and vw . The inverse operation is also called the third Reidemeister move.

The two third Reidemeister moves do not exhaust all the possibilities for representing the third Reidemeister move on Gauss diagrams [23]. It can be shown that all the other versions of the third Reidemeister move are combinations of the second and third Reidemeister moves, see [15] for details.

Definition 2.13. We call an equivalence class of graphs (without multiple edges, but loops are allowed) modulo the three moves listed in Definition 12 a *homotopy class* of looped interlacement graphs. A *free homotopy class* is an equivalence class of simple graphs modulo the Reidemeister moves for looped interlacement graphs up to loops, i.e. we forget about loops.

Remark 2.3. Looped interlacement graphs encode only knot diagrams but graph-links can encode virtual diagrams with any number of components. The approach using a rotating circuit has an advantage in this sense. In [21] L. Traldi introduced the notion of a marked graph by considering any Euler tour (we have vertices which we go transversally and in which we rotate).

2.3 Looped Interlacement Graphs and Graph-Links

Let G be a labeled graph on vertices from the enumerated set $V(G) = \{v_1, \dots, v_n\}$, and let $A(G)$ be the *adjacency matrix* of G over \mathbb{Z}_2 defined as follows: a_{ii} is equal to the framing of v_i , $a_{ij} = 1$, $i \neq j$, if and only if v_i is adjacent to v_j and $a_{ij} = 0$ otherwise. If G and G' represent the same graph-link then $\text{corank}_{\mathbb{Z}_2}(A(G) + E) = \text{corank}_{\mathbb{Z}_2}(A(G') + E)$, where E is identity matrix.

Definition 2.14. Let us define the *number of components* in a graph-link \mathfrak{F} as $\text{corank}_{\mathbb{Z}_2}(A(G) + E) + 1$, here G is a representative of \mathfrak{F} . A graph-link \mathfrak{F} with $\text{corank}_{\mathbb{Z}_2}(A(G) + E) = 0$ for any representative G of \mathfrak{F} is called a *graph-knot*.

Let $\text{corank}_{\mathbb{Z}_2}(A(G) + E) = 0$, $B_i(G) = A(G) + E + E_{ii}$ (all elements of E_{ii} except for the one in the i -th column and i -th row which is one are 0) for each vertex $v_i \in V(G)$.

Definition 2.15. Let us define the *writhe number* w_i of G (with $\text{corank}_{\mathbb{Z}_2}(A(G) + E) = 0$) at v_i as $w_i = (-1)^{\text{corank}_{\mathbb{Z}_2} B_i(G)} \text{sign } v_i$ and

the writhe number of G as

$$w(G) = \sum_{i=1}^n w_i.$$

If G is a realisable graph by a chord diagram and, therefore, by a virtual diagram then w_i is the “real” writhe number of the crossing corresponding to v_i .

Definition 2.16. We say that an $n \times n$ matrix $A = (a_{ij})$ coincides with an $n \times n$ matrix $B = (b_{kl})$ up to diagonal elements if $a_{ij} = b_{ij}$, $i \neq j$.

Lemma 2.3 ([7]). Let A be a symmetric matrix over \mathbb{Z}_2 . Then there exists a symmetric matrix \tilde{A} with $\det \tilde{A} = 1$ equal to A up to diagonal elements.

Let \mathfrak{F} be a graph-knot and let G be its representative. Let us consider the simple graph H having the adjacency matrix coinciding with $(A(G) + E)^{-1}$ up to diagonal elements and construct the graph $L(G)$ from H by just adding loops to any vertex of H corresponding to a vertex of G with the negative writhe number. Let us define the map χ from the set of graph-knots to the set of homotopy classes of looped interlacement graphs defined by $\chi(\mathfrak{F}) = \mathfrak{L}$, here \mathfrak{L} is the homotopy class of $L(G)$. It turns out that the map χ is well-defined [8]. The inverse map is defined as follows [8]. Let \mathfrak{L} be the homotopy class of L . By using Lemma 2.3 we can construct a symmetric matrix $A = (a_{ij})$ over \mathbb{Z}_2 coinciding with the adjacency matrix of L up to diagonal elements and $\det A = 1$. Let $G(L)$ be the labeled simple graph having the matrix $A^{-1} + E$ as its adjacency matrix (therefore, the first component of the vertex label is equal to the corresponding diagonal element of $A^{-1} + E$), the second component of the label of the vertex with the number i is $w_i(1 - 2a_{ii})$, here $w_i = 1$ if the vertex of L with the number i doesn't have a loop, and $w_i = -1$ otherwise [7, 8]. We have $\chi^{-1}(\mathfrak{L}) = \mathfrak{F}$, here $G(L)$ is a representative of \mathfrak{F} . Therefore, we get

Theorem 2.3 ([7, 8]). *There is a one-to-one correspondence between the set of graph-knots and the set of homotopy classes of looped interlacement graphs. Moreover, the graph-knot and the homotopy class of looped interlacement graphs both constructed from a given virtual knot diagram are related by this map.*



Figure 15: A surgery of the circuit along a chord




Figure 16: The manifold $m(D)$

2.4 Soboleva's Theorem and its Corollaries

Assume we are given a framed chord diagram, i.e. each chord of it is endowed only with framing. Define the *surgery over the set of chords as follows*. For every chord having the framing 0 (resp., 1), we draw a parallel (resp., intersecting) chord near it and remove the arc of the circle between adjacent ends of the chords as in Fig. 15. By a small perturbation, the picture in \mathbb{R}^2 is transformed into a one-manifold in \mathbb{R}^3 . This manifold $m(D)$ is the result of surgery, see Fig. 16. Surprisingly, the number of the connected components of $m(D)$ can be determined from the intersection graph.

Theorem 2.4 ([16, 20]). *Let D be a labeled chord diagram, and let G be its labeled intersection graph. Then the number of connected components of $m(D)$ equals $\text{corank}_{\mathbb{Z}_2} A(G) + 1$, where $A(G)$ is the adjacency matrix of G .*

Remark 2.4. Theorem 2.4 allows us to define ‘the number of circles’ after a ‘surgery’ for a graph even when the given graph is not an intersection graph of any chord diagram.

We refer to this Theorem as Soboleva's theorem although a partial case of this Theorem, when all the chords have the framing 0, firstly appears in [3].

Throughout the rest of the paper, we shall use the following *main principle*:

Assume there is an equality concerning numbers of circles in some states of chord diagrams, which can be formulated in terms of the intersection graph. Then the corresponding equality usually holds even for non-realisable graphs.

The reason for this principle to hold is the following: every time we have a picture where some two numbers of circles are equal to each other (or differ by a constant), this can be expressed in terms of the corresponding adjacency matrices, and the proof does not generally depend on the behaviour of the matrix outside of the crossings in question. This means that the equality holds true for generic matrices, thus, it works for general intersection graphs.

This principle has lots of consequences. We shall demonstrate it for three examples.

The first example comes from Definition 2.14. It shows that the number of components defined for non-realisable graphs by the same formula as for realisable ones doesn't change under the Reidemeister moves.

The second example comes from Definition 2.15. We have defined the writhe number of a vertex for an arbitrary labeled graph by using the definition of the writhe number for virtual diagrams and writing this definition in terms of matrices. Then we define the writhe number for a graph. Since the proof exists in the realisable case, it can be rewritten in terms in matrices, thus, we get that the writhe number of a graph doesn't change under the second and third Reidemeister graph-moves and changes by ± 1 under the first Reidemeister graph-moves.

The third example is as follows. Assume we have a framed 4-graph K with a vertex v and we would like to know whether this vertex belongs to one component or it belongs to different components of the corresponding graph-link. Then we may take the two smoothings K_a, K_b of the K at v and see how many components we get. If v belongs to two branches of the same component of K then the number of components of one of K_a, K_b is equal to that of K , and the number of components of the other one is equal to that of K plus one. If v belongs to two different components of K , then the number of components of each of K_a, K_b is that of K minus one. Now, turning to graph-links, by taking appropriate matrix ranks, we may see whether each vertex belongs to one component or to two different components of the graph-link. This method is used for proving the invariance of the Kauffman bracket polynomial.

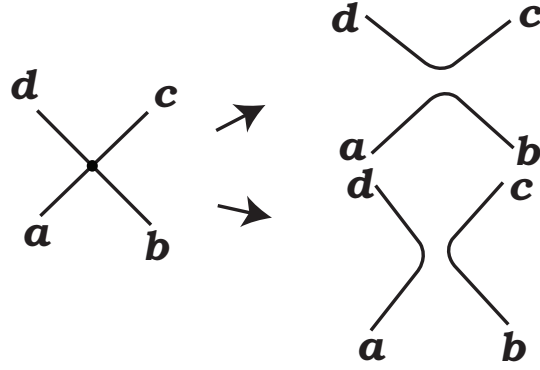


Figure 17: Two smoothings at a vertex for a framed graph

2.5 Smoothing Operations and Turaev's Δ

By a *smoothing* of a framed 4-graph at a vertex v we mean any of the two framed 4-graphs obtained by removing v and repasting the edges as $a - b, c - d$ or as $a - d, b - c$, see Fig. 17. Generally, a *smoothing* of a framed 4-graph in a collection of vertices is the framed 4-graph obtained by a sequence of smoothings.

Now, we can mimic this definition for the case of free graph-links. Let \mathcal{G} be a free framed graph, i.e. an equivalence class of labeled simple graphs, and let $v \in V(\mathcal{G})$ (the set of vertices is the same for any representative of \mathcal{G}). Let us consider two cases. In the first case there exists a representative H of \mathcal{G} for which v has either framing 1 or the degree more than 0. It is not difficult to see that v has the same property for each representative of \mathcal{G} , and there are two representatives H_1 and H_2 of \mathcal{G} which distinguish from each other by $\Omega_g 4$ or $\Omega_g 4'$ at v . By a *smoothing* of a free framed graph \mathcal{G} at a vertex v we mean any of the two free framed graphs having the representatives $H_1 \setminus \{v\}$ and $H_2 \setminus \{v\}$, respectively. In the second case v has framing 0 and is isolated for each representative of \mathcal{G} . Let H be a representative of \mathcal{G} . Let us construct the new graph H' obtained from H by adding a new vertex u with framing 0 to H which is adjacent only to v , see Fig. 18 for the case of realisable graphs (the dashed line is a rotating circuit). By a *smoothing* of a free framed graph \mathcal{G} at a vertex v we mean any of the two free framed graphs having the representatives $H \setminus \{v\}$ and H' , respectively. It is not difficult to see that the numbers of the components of two different smoothings at any vertex distinguish from

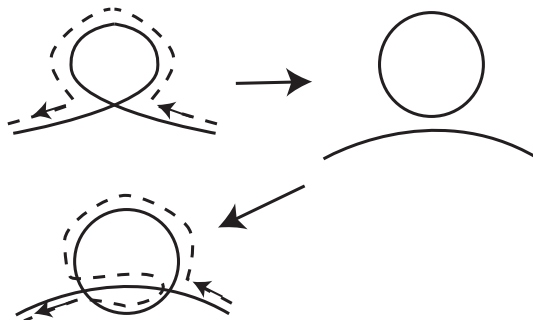


Figure 18: One of the two smoothings at an isolated vertex

each other by 1. Generally, a *smoothing* of a free framed graph in a collection of vertices is the free framed graph obtained by a sequence of smoothings.

We call a free framed graph \mathcal{G} *realisable* if any of its representative is realisable by a chord diagram. It is not difficult to show that \mathcal{G} is realisable if and only if there exists a realisable representative of it, we just redraw the picture.

Statement 2.1. *Assume $\mathcal{G}, \mathcal{G}'$ are free framed graphs and \mathcal{G} can be obtained from \mathcal{G}' as a result of smoothings at some vertices. Then if \mathcal{G}' is realisable by a chord diagram, then so is \mathcal{G} .*

The proof is obvious: if \mathcal{G}' is realisable and \mathcal{G} is obtained from \mathcal{G}' by applying a fourth graph-move and/or deleting a vertex, then one can draw the corresponding framed 4-graph, and take the corresponding resmoothing which will yield the chord diagram for \mathcal{G} . In the other case, if \mathcal{G}' is realisable then the realisability of \mathcal{G} follows from Lemma 2.1.

Let $i > 1$ be a natural number. Define the set $\mathbb{Z}_2\mathcal{G}_i$ to be the \mathbb{Z}_2 -linear space generated by the set of free framed graphs \mathcal{G} with $\text{corank}_{\mathbb{Z}_2}(A(\mathcal{G}) + E) = i - 1$ modulo the following relations:

- 1) the second Reidemeister graph-moves;
- 2) $\mathcal{G} = 0$, if \mathcal{G} has two vertices with framing 0 which are adjacent only to each other.

For $i = 1$, we define $\mathbb{Z}_2\mathcal{G}_1$ analogously with respect to equivalence 1) and not 2).

Let us define the map $\Delta: \mathbb{Z}_2\mathcal{G}_1 \rightarrow \mathbb{Z}_2\mathcal{G}_1$, cf. [11]. Given a free framed graph \mathcal{G} with $\text{corank}_{\mathbb{Z}_2}(A(\mathcal{G}) + E) = 0$. We shall construct an element $\Delta(\mathcal{G})$ from $\mathbb{Z}_2\mathcal{G}_2$ as follows. For each vertex v of \mathcal{G} , there are

two ways of smoothing it. One way gives a graph from $\mathbb{Z}_2\mathcal{G}_1$, and the other smoothing gives a free framed graph \mathcal{G}_v from $\mathbb{Z}_2\mathcal{G}_2$. We take \mathcal{G}_v and set

$$\Delta(\mathcal{G}) = \sum_v \mathcal{G}_v \in \mathbb{Z}_2\mathcal{G}_2.$$

Theorem 2.5. Δ is a well defined mapping from $\mathbb{Z}_2\mathcal{G}_1$ to $\mathbb{Z}_2\mathcal{G}_2$.

By using the main principle from subsection 2.4 we can define whether a vertex belongs to one “component” or different components of a free framed graph. Namely, we call a vertex v_i of a free framed graph \mathcal{G} *oriented* if $\text{corank}_{\mathbb{Z}_2}(A(\mathcal{G}) + E) \leq \text{corank}_{\mathbb{Z}_2}(B_i(\mathcal{G}))$. It is not difficult to show that $\text{corank}_{\mathbb{Z}_2} B_i(\mathcal{G}) \neq \text{corank}_{\mathbb{Z}_2} B(\mathcal{G} \setminus \{v_i\})$ if v_i is oriented.

By using the notion of an oriented vertex we can define the map Δ^i (iteration) by considering smoothings at oriented vertices and taking that smoothing which has more components than other in each step.

Corollary 2.1. Δ^i is a well defined mapping from $\mathbb{Z}_2\mathcal{G}_1$ to $\mathbb{Z}_2\mathcal{G}_{i+1}$.

3 Parity, Minimality and Non-Triviality Examples

In the present section we consider the parity for free graph-knots and free graph-links in spirit of [9, 10]. As we have constructed the one-to-one correspondence between the set of graph-knots and the set of homotopy classes of looped interlacement graphs it is sufficient to construct a parity for free homotopy classes of looped interlacement graphs and for graph-links with more than one components.

Consider the category of free homotopy classes of looped interlacement graphs.

Definition 3.1. For every looped interlacement graph L we call a vertex v *even* if v is adjacent to an even number of vertices distinct from v ; otherwise we call v *odd*.

Theorem 3.1. *The parity defined on homotopy classes of looped interlacement graphs (resp., free homotopy classes) by using even and odd vertices satisfies the parity axioms from [11].*

The proof evidently follows from the consideration of the Reidemeister moves for looped interlacement graphs.

By using this parity we can define the map Δ_{odd}^i where the sum is taken over all odd oriented vertices or Δ_{even}^i where the sum is taken over all even oriented vertices. We have to define the notion of *even* and *odd* vertex for free framed graphs with many components.

We call a vertex v of \mathcal{G} with one component *even* (resp., *odd*) if the vertex corresponding to v of the looped interlacement graph $\chi(\mathcal{G})$ is even (resp., odd). Let us consider the free framed graph $\mathcal{G}_{v_1, \dots, v_{k-1}}$ with k components which is obtained from \mathcal{G} by smoothing \mathcal{G} consequently at v_1, \dots, v_{k-1} ; v_i is a oriented vertex in $\mathcal{G}_{v_1, \dots, v_{i-1}}$. An oriented vertex u of $\mathcal{G}_{v_1, \dots, v_{k-1}}$ is *even with respect to the smoothing at v_1, \dots, v_{k-1}* (resp., *odd with respect to the smoothing at v_1, \dots, v_{k-1}*) if the number of oriented vertices in $\mathcal{G}_{v_1, \dots, v_{k-1}}$ which are incident to u in $\chi(\mathcal{G})$ is even (resp., odd).

Remark 3.1. We have defined even vertices only for those free framed graphs with many components which originate from given free framed graphs with 1 component. It is sufficient to define the iteration Δ_{odd}^i and Δ_{even}^i .

Statement 3.1. Δ_{odd}^i is a well defined mapping from $\mathbb{Z}_2\mathcal{G}_1$ to $\mathbb{Z}_2\mathcal{G}_{i+1}$.

Let us consider another parity for graph-links with two components.

Definition 3.2. For a graph G representing a two-component graph-link we call a vertex *even* if it is *oriented* and *odd* otherwise.

Theorem 3.2. *The parity defined above satisfies the parity axioms given in [11].*

The proof again follows from the definition of parity.

Remark 3.2. The parity used in Theorem 3.1 is easier to define via *Gauss diagram approach*: assuming a graph is the “intersection graph of a non-existing Gauss diagram”, we take those chords which are linked with even number of chords to be even, and the remaining ones to be odd.

In the language of the rotating circuit approach, this is more difficult: just taking an arbitrary rotating circuit and counting the number of adjacent chords can lead to different results: the same vertex may have an even or odd degree for different rotating circuits.

Now, having these parities in hand, we can define the brackets $[\cdot]$ for graph-knots and $\{\cdot\}$ for graph-links analogously to the case of [11]. For a free graph-knot G (resp., free two-component graph-link H), consider the following sums

$$[G] = \sum_{s \text{ even., 1 comp}} G_s,$$

and

$$\{H\} = \sum_{s \text{ even. non-trivial}} H_s,$$

where the sums are taken over all smoothings at all *even* vertices (with respect to the definitions above), and only those summands are taken into account where $\text{corank}_{\mathbb{Z}_2}(A(G_s) + E) = 0$ (resp., H_s is not equivalent to any simple graph having two vertices with framing 0 which are adjacent only to each other). Thus, if G has k even vertices, then $[G]$ will contain at most 2^k summands, and if all vertices of G are odd, then we shall have exactly one summand, the graph G itself. The same is true for H and $\{H\}$.

Now, we are ready to formulate the main theorems of this section:

Theorem 3.3. *If G and G' represent the same free graph-knot then the following equality holds: $[G] = [G']$.*

Analogously, if H and H' represent the same free graph-link with two components then $\{H\} = \{H'\}$.

The proof of 3.3 verbally reproduces the proof of the main theorem from [11], according to the *main principle* or, maybe, a slight modification of it.

Definition 3.3. We call a labeled graph G (resp., a looped graph L) *minimal* if there is no representative of the graph-link corresponding to G (resp., the homotopy class of L) having strictly smaller number of vertices than G (resp., L) has.

Theorem 3.4. *Let G (resp., H) be a simple labeled graph representing a free graph-knot (a two-component graph-link) with all odd vertices in the sense of Theorem 3.1 (resp., Theorem 3.2), such that no decreasing second Reidemeister move is applicable to G (resp., H). Then there is no simple graph equivalent to G (resp., H) with strictly smaller number of vertices.*

As a consequence of this theorem we may deduce the following

Corollary 3.1. *The free graph-knot G shown in Fig. 9 is minimal; in particular, it is non-trivial and has no realisable representatives.*

Moreover, G has no representative realisable as an intersection graph of a chord diagram.

The first claim of the corollary is trivial: we just check the conditions of the theorem and see that G is minimal; to see that the second claim indeed holds, we shall need to go through the proof of Theorem 3.3, where we see that any representative G' of the graph-knot \mathbb{G} has G as a *smoothing*, that is, G lies inside each representative G' of the same graph-link, and if G is not realisable, then so is G' according to Statement 2.1. Analogously, one sees that the free two-component graph-link \mathfrak{J} with the representative H shown in Fig. 19 (left part) has no realisable representative because $\{H\} = H$. Note that H in Fig. 19 is equivalent to the Bouchet graph shown in the right part of the picture by Ω_4 -graph move; so they represent the same two-component free graph-link.

Let us consider one more example.

Statement 3.2. *The looped graph K represented by the “Gauss diagram” shown in Fig. 11 is minimal and non-realisable.*

The proof consists of the following steps very similar to the example from [11].

First, note that $\Delta(K)$ consists of 7 summands $L + \sum_i L_i$, where only one summand (corresponding to the vertex x) is a 2-component free graph-link with all *odd* vertices; for each of the remaining summands L_i , there is at least one even vertex. This is, indeed, very easy: the graph K has only one vertex x which is adjacent to all the remaining vertices, then the argument just repeats the argument from [11].

Now, the 2-component free graph-link L has a rotating circuit diagram shown in Fig. 19; all framings of the vertices are 0. To see it, one should consecutively perform the following operations for K : first, we “smooth” its crossing x ; it can be done only at the expense of changing our circuit to the rotating one at some vertex different from x (a Gauss circuit can not represent link); after that, we have to make the circuit rotating at all other vertices. All these steps are shown in Fig. 20.

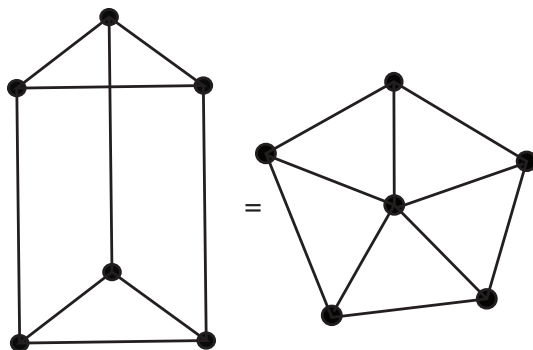


Figure 19: The Two-Component Free Link

Now, consider the bracket $\{\Delta(K)\} = L + \sum_i \{L_i\}$. Note that all summands $\{L_i\}$ have representatives with strictly less than 6 vertices since each of L_i has at least one even vertex; on the other hand, L has no representative with less than 6 crossings; so, this element L is not canceled in the sum. Since it is not realisable, the free framed knot K is not realisable either.

4 Atoms and Orientability

In this section we introduce a object: *atom* which is a 2-manifold with additional structure. This object helps us define new equivalence relation of graphs, see [5], and is very useful for minimality theorems, see ahead.

Definition 4.1. An *atom* [4] is a pair (M, Γ) consisting of a closed 2-manifold M and a finite graph Γ embedded in M together with a colouring of $M \setminus \Gamma$ in a checkerboard manner. An atom is called *orientable* (*connected*) if the surface M is orientable (*connected*). Here Γ is called the *frame* of the atom. By *genus* (*Euler characteristic*, *orientation*) of the atom we mean that of the surface M . Atoms and their genera were also studied by Turaev [24], and in consequent papers that atom genus is also called the Turaev genus [24].

Having a chord diagram, we can construct an atom corresponding to the chord diagram, see [5, 6].

In fact, chord diagrams in the sense of rotating circuits with all chords having framing 0 encode all orientable atoms, see [13]. Chord

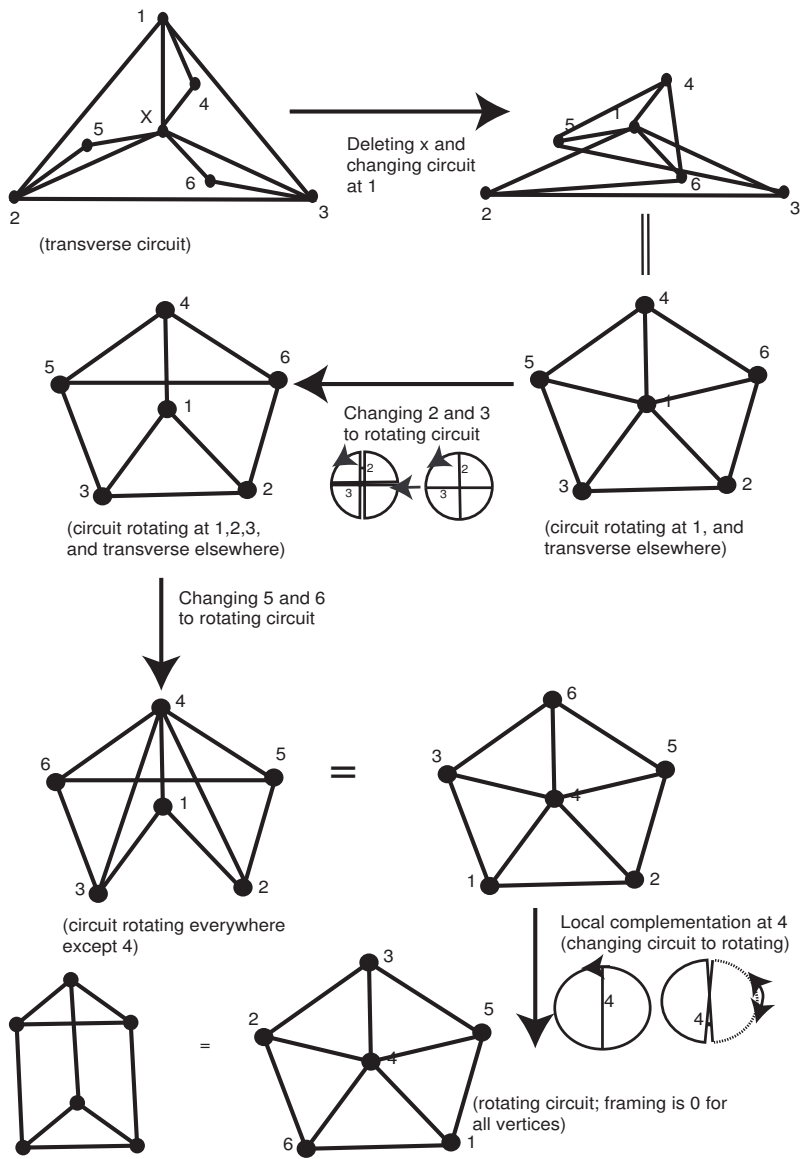


Figure 20: The Two-Component Free Link

diagrams with all positive chords encode all atoms with one white cell: this white cell corresponds to the A -state of the virtual diagram, and chords show how this cell approaches itself in neighbourhoods of crossings (atom vertices). If we want to deal with all atoms and restrict ourselves for the case of one circle, we should take this circle to correspond to some other state of the atom, which is encoded by labelings of the chords.

5 Kauffman's Bracket Generalisation and Other Invariants. Minimality Theorems

We have already considered some minimality theorems. In this section we present minimality theorems which use Kauffman's bracket generalisation. Establishing minimal crossing number of a certain link is one of the important problems in classical knot theory. In late 19's century, famous physicist and knot tabulator P. G. Tait [17] conjectured that alternating prime diagrams of classical links are minimal with respect to the number of classical crossings. This celebrated conjecture was solved only in 1987, after the notions of the Jones polynomial and the Kauffman bracket polynomial appeared. The first solution was obtained by Murasugi [14], then it was reproved by Thistlethwaite [18], Turaev [24], and others. Later, Thistlethwaite [19] established the minimality for a larger class of diagrams (so-called *adequate* diagrams). It turns out that many results in these directions generalise for virtual links (establishing the minimal number of classical crossings); these results were obtained by the second named author of the present paper. See [12] for the proofs and some further generalisations and other results concerning virtual knots.

Definition 5.1. The difference between the leading degree and the lowest degree of non-zero terms of a polynomial $P(x)$ is called the *span* of $P(x)$ and is denoted by $\text{span } P(x)$.

Definition 5.2. A classical link diagram is called *alternating* if while passing along every component of it we alternate undercrossings and overcrossings.

From the ‘atomic’ point of view, alternating link diagrams are those having atom genus (Turaev genus) zero (more precisely, diagram has genus zero if it is a connected sum of several alternating diagrams).

Definition 5.3. A virtual link diagram D is called *split* if there is a vertex X of the corresponding atom (M, Γ) such that $\Gamma \setminus X$ is disconnected.

The main reason of these minimality theorems and further crossing estimates come from the well-known Kauffman-Murasugi-Thistlethwaite Theorem:

Theorem 5.1. *For a non-split classical link diagram K on n crossings we have $\text{span}\langle K \rangle \leq 4n$, whence for alternating non-split diagrams we have $\text{span}\langle K \rangle = 4n$. Here, $\langle K \rangle$ is the Kauffman bracket of K .*

Note that the span of the Kauffman bracket is invariant under all Reidemeister moves. This theorem is generalised for virtual diagrams [12]. The estimate $\text{span}\langle K \rangle \leq 4n$ can be sharpened to $\text{span}\langle K \rangle \leq 4n - 4g$, where g is the genus of the corresponding atom.

All the minimality theorems for the case of graph-links in this section rely on the generalisation of the Kauffman bracket polynomial for graph-links. Now, let us generalise the notions defined above for the case of graph-links and define the Kauffman bracket polynomial for a labeled graph G .

Let $s \subset V(G)$ be a subset of the set $V(G)$ of vertices of G . Set $G(s)$ to be the induced subgraph of the graph G with the set of vertices $V(G(s)) = s$ and the set of edges $E(G(s))$ such that $\{u, v\} \in E(G(s))$, where $u, v \in s$, if and only if $\{u, v\} \in E(G)$.

Definition 5.4. We call a subset of $V(G)$ a *state* of the graph G . The *A-state* is the state consisting of all the vertices of G labeled $(a, -)$, $a \in \{0, 1\}$, and no vertex labeled $(b, +)$, $b \in \{0, 1\}$. Analogously, the *B-state* is the state consisting of all vertices of G labeled $(b, +)$, $b \in \{0, 1\}$, and no vertex labeled $(a, -)$, $a \in \{0, 1\}$.

Definition 5.5. The *Kauffman bracket polynomial* of G is

$$\langle G \rangle(a) = \sum_s a^{\alpha(s) - \beta(s)} (-a^2 - a^{-2})^{\text{corank } A(G(s))},$$

where the sum is taken over all states s of the graph G , $\alpha(s)$ is equal to the sum of the vertices labeled $(a, -)$, $a \in \{0, 1\}$, from s and the vertices labeled $(b, +)$, $b \in \{0, 1\}$, from $V(G) \setminus s$, $\beta(s) = |V(G)| - \alpha(s)$.

Theorem 5.2. *The Kauffman bracket polynomial of a labeled graph is invariant under $\Omega_g 2 - \Omega_g A'$ graph-moves and is multiplied by $(-a^{\pm 3})$ under $\Omega_g 1$ graph-move.*

Definition 5.6. For a labeled graph G let the *atom genus* (*Turaev genus*) be $1 - (k + l - n)/2$, where k and l are the numbers of circles in the A -state s_1 and the B -state s_2 of G , respectively, i.e. $k = \text{corank}_{\mathbb{Z}_2} A(G(s_1)) + 1$ and $l = \text{corank}_{\mathbb{Z}_2} A(G(s_2)) + 1$.

Note that this number agrees with the atom genus in the usual case: we just use $\chi = 2 - 2g$, where χ is the Euler characteristic, and count χ by using the number of crossings n , number of edges $2n$ and the number of 2-cells (A -state circles and B -state circles).

Definition 5.7. A labeled graph G on n vertices is *alternating* if its atom genus is equal to 0. A labeled graph G is *non-split* if it has no isolated vertices.

Theorem 5.3. *An alternating non-split labeled graph is minimal.*

Example. Consider the graph BW_3 consisting of the 7 vertices with the following incidences. For $i, j = 1, \dots, 6$, i is connected to j if and only if $i - j \equiv \pm 1 \pmod{6}$, and 7 is connected to 2, 4, 6. Label all even vertices by $(0, +)$, and label all odd vertices by $(0, -)$, see Fig. 21. This graph is alternating. By Theorem 5.3, BW_3 is minimal. Note that this graph is not realisable as an intersection graph of a chord diagram. We conjecture that the graph-link represented by BW_3 is non-realisable. At least we know that it has no such representatives with the number of crossings less than or equal to 7.

We conclude the present paper with the significant one question which seems to be very interesting for us: is there a graph-link having two representatives realisable by chord diagrams but they are equivalent in the graph-link only by means of non-realisable graphs?

References

- [1] A. Bouchet, Circle graph obstructions, *J. Combinatorial Theory B* **60** (1994), pp. 107–144.
- [2] S. V. Chmutov, S. V. Duzhin, S. K. Lando, Vassiliev Knot Invariants. I, II, III *Adv. Sov. Math.* **21** (1994), pp. 117–147.

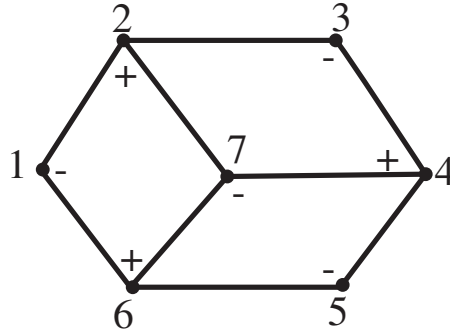


Figure 21: The graph BW_3

- [3] M. Cohn and A. Lempel, Cycle decomposition by disjoint transpositions, *J. Combin. Theory Ser. A* **13** (1972), pp. 83–89.
- [4] A. T. Fomenko, The theory of multidimensional integrable hamiltonian systems (with arbitrary many degrees of freedom). Molecular table of all integrable systems with two degrees of freedom, *Adv. Sov. Math.* **6** (1991), pp. 1–35.
- [5] D. P. Ilyutko, V. O. Manturov, Introduction to graph-link theory, *Journal of Knot Theory and Its Ramifications* **18**:6 (2009), pp. 791–823.
- [6] D. P. Ilyutko, V. O. Manturov, Graph-links, *Doklady Mathematics* **80**:2 (2009), pp. 739–742 (Original Russian Text in *Doklady Akademii Nauk* **428**:5 (2009), pp. 591–594).
- [7] D. P. Ilyutko, Framed 4-Valent Graphs: Euler Tours, Gauss Circuits and Rotating Circuits, arXiv:Math.CO/0911.5504.
- [8] D. P. Ilyutko, An Equivalence between the Set of Graph-Knots and the Set of Homotopy Classes of Looped Interlacement Graphs, arXiv:Math.GT/1001.0360.
- [9] V. O. Manturov, On Free Knots, arXiv:Math.GT/0901.2214.
- [10] V. O. Manturov, On Free Knots and Links, arXiv:Math.GT/0902.0127.
- [11] V. O. Manturov, Free Knots and Parity, arXiv:Math.GT/0912.5348.

- [12] V. O. Manturov, *Teoriya Uzlov* (Knot Theory), (Moscow-Izhevsk, RCD), 2005 (512 pp.).
- [13] V. O. Manturov, Embeddings of 4-Valent Framed Graphs into 2-Surfaces, *Doklady Mathematics* **79**:1 (2009), pp. 56–58 (Original Russian Text in *Doklady Akademii Nauk* **424**:3 (2009), pp. 308–310).
- [14] K. Murasugi, The Jones polynomial and classical conjectures in knot theory, *Topology* **26** (1987), pp. 187–194.
- [15] Olof-Petter Östlund, Invariants of knot diagrams and relations among Reidemeister moves, arXiv:math.GT/0005108.
- [16] E. Soboleva, Vassiliev Knot Invariants Coming from Lie Algebras and 4-Invariants, *Journal of Knot Theory and Its Ramifications* **10**:1 (2001), pp. 161–169.
- [17] P. G. Tait, On knots, *Scientific paper I*, (London: Cambridge University Press) (1898), pp. 273–317.
- [18] M. B. Thistlethwaite, Kauffman polynomial and alternating links, *Topology* **27** (1988), pp. 311–318.
- [19] M. B. Thistlethwaite, On the Kauffman polynomial of an adequate link, *Invent. Math.* **93**:2 (1988), pp. 285–296.
- [20] L. Traldi, Binary nullity, Euler circuits and interlace polynomials, arXiv:math.CO/0903.4405.
- [21] L. Traldi, A bracket polynomial for graphs. II. Links, Euler circuits and marked graphs, arXiv:math.GT, math.CO/0901.1451.
- [22] L. Traldi, A bracket polynomial for graphs. III. Vertex weights, arXiv:math.GT, math.CO/0905.4879.
- [23] L. Traldi, L. Zulli, A bracket polynomial for graphs, arXiv:math.GT/0808.3392.
- [24] V. Turaev, A simple proof of the Murasugi and Kauffman theorems on alternating links, *L'Enseignement Mathématique* **33** (1987), pp. 203–225.