

Chapter 1

Reversible jump Markov chain Monte Carlo and multi-model samplers

Yanan Fan, Scott A. Sisson and Laurence Davies

1.1 Introduction

The reversible jump Markov chain Monte Carlo (RJMCMC) sampler (Green, 1995) provides a general framework for Markov chain Monte Carlo (MCMC) simulation in which the dimension of the parameter space can vary between iterates of the Markov chain. The reversible jump sampler can be viewed as an extension of the Metropolis-Hastings algorithm onto more general state spaces.

To understand this in a Bayesian modelling context, suppose that for observed data \mathcal{D} we have a countable collection of candidate models $\mathcal{M} = \{\mathcal{M}_1, \mathcal{M}_2, \dots\}$ indexed by a parameter $k \in \mathcal{K}$. The index k can be considered as an auxiliary model indicator variable, such that $\mathcal{M}_{k'}$ denotes the model where $k = k'$. Each model \mathcal{M}_k has an n_k -dimensional vector of unknown parameters, $\boldsymbol{\theta}_k \in \mathcal{R}^{n_k}$, where n_k can take different values for different models $k \in \mathcal{K}$. The

joint posterior distribution of $(k, \boldsymbol{\theta}_k)$ given observed data, \mathcal{D} , is obtained as the product of the likelihood, $L(\mathcal{D}|k, \boldsymbol{\theta}_k)$, and the joint prior, $p(k, \boldsymbol{\theta}_k) = p(\boldsymbol{\theta}_k|k)p(k)$, constructed from the prior distribution of $\boldsymbol{\theta}_k$ under model \mathcal{M}_k , and the prior for the model indicator k (i.e. the prior for model \mathcal{M}_k). Hence the joint posterior is

$$\pi(k, \boldsymbol{\theta}_k|\mathcal{D}) = \frac{L(\mathcal{D}|k, \boldsymbol{\theta}_k)p(\boldsymbol{\theta}_k|k)p(k)}{\sum_{k' \in \mathcal{K}} \int_{\mathcal{R}^{n_{k'}}} L(\mathcal{D}|k', \boldsymbol{\theta}'_{k'})p(\boldsymbol{\theta}'_{k'}|k')p(k')d\boldsymbol{\theta}'_{k'}}. \quad (1.1.1)$$

The reversible jump algorithm uses the joint posterior distribution in Equation (1.1.1) as the target of a Markov chain Monte Carlo sampler over the state space $\Theta = \bigcup_{k \in \mathcal{K}} (\{k\} \times \mathcal{R}^{n_k})$, where the states of the Markov chain are of the form $(k, \boldsymbol{\theta}_k)$, the dimension of which can vary over the state space. Accordingly, from the output of a *single* Markov chain sampler, the user is able to obtain a full probabilistic description of the posterior probabilities of each model having observed the data, \mathcal{D} , in addition to the posterior distributions of the individual model's parameters.

This article aims to provide an overview of the reversible jump sampler. We outline the sampler's theoretical underpinnings, present some of the most popular and established techniques for enhancing algorithm performance, and discuss the analysis of sampler output. Through the use of several worked examples it is hoped that the reader will gain a broad appreciation of the issues involved in multi-model posterior simulation, and the confidence to implement reversible jump samplers in the course of their own studies. Finally, we also briefly outline some recent developments in multi-model sampling beyond the RJMCMC framework.

1.1.1 From Metropolis-Hastings to reversible jump

The standard formulation of the Metropolis-Hastings algorithm (Hastings, 1970) relies on the construction of a time-reversible Markov chain via the *detailed balance* condition. This condition means that moves from state $\boldsymbol{\theta}$ to $\boldsymbol{\theta}'$ are made as often as moves from $\boldsymbol{\theta}'$ to $\boldsymbol{\theta}$ with respect to the target density. This is a simple way to ensure that the equilibrium distribution of the chain is the desired target distribution. The extension of the Metropolis-

Hastings algorithm to the setting where the dimension of the parameter vector varies is more challenging theoretically, however the resulting algorithm is surprisingly simple to follow.

For the construction of a Markov chain on a general state space Θ with invariant or stationary distribution π , the detailed balance condition can be written as

$$\int_{(\theta, \theta') \in \mathcal{A} \times \mathcal{B}} \pi(d\theta) P(\theta, d\theta') = \int_{(\theta, \theta') \in \mathcal{A} \times \mathcal{B}} \pi(d\theta') P(\theta', d\theta) \quad (1.1.2)$$

for all Borel sets $\mathcal{A} \times \mathcal{B} \subset \Theta$, where P is a general Markov transition kernel (e.g. Green, 2001).

As with the standard Metropolis-Hastings algorithm, Markov chain transitions from a current state $\theta = (k, \theta'_k) \in \mathcal{A}$ in model \mathcal{M}_k are realised by first proposing a new state $\theta' = (k', \theta'_{k'}) \in \mathcal{B}$ in model $\mathcal{M}_{k'}$ from a proposal distribution $q(\theta, \theta')$. The detailed balance condition (1.1.2) is enforced through the acceptance probability, where the move to the candidate state θ' is accepted with probability $\alpha(\theta, \theta')$. If rejected, the chain remains at the current state θ in model \mathcal{M}_k . Under this mechanism (Green, 2001, 2003), Equation (1.1.2) becomes

$$\int_{(\theta, \theta') \in \mathcal{A} \times \mathcal{B}} \pi(\theta | \mathcal{D}) q(\theta, \theta') \alpha(\theta, \theta') d\theta d\theta' = \int_{(\theta, \theta') \in \mathcal{A} \times \mathcal{B}} \pi(\theta' | \mathcal{D}) q(\theta', \theta) \alpha(\theta', \theta) d\theta d\theta', \quad (1.1.3)$$

where the distributions $\pi(\theta | \mathcal{D})$ and $\pi(\theta' | \mathcal{D})$ are posterior distributions with respect to model \mathcal{M}_k and $\mathcal{M}_{k'}$ respectively.

One way to enforce Equation (1.1.3) is by setting the acceptance probability as

$$\alpha(\theta, \theta') = \min \left\{ 1, \frac{\pi(\theta' | \mathcal{D}) q(\theta', \theta)}{\pi(\theta | \mathcal{D}) q(\theta, \theta')} \right\}, \quad (1.1.4)$$

where $\alpha(\theta', \theta)$ is similarly defined. This resembles the usual Metropolis-Hastings acceptance ratio (Green, 1995; Tierney, 1998). It is straightforward to observe that this formulation includes the standard Metropolis-Hastings algorithm as a special case.

Accordingly, a reversible jump sampler with N iterations is commonly constructed as:

Step 1: Initialise k and $\boldsymbol{\theta}_k$ at iteration $t = 1$.

Step 2: For iteration $t \geq 1$ perform

- *Within-model move*: with a fixed model k , update the parameters $\boldsymbol{\theta}_k$ according to any MCMC updating scheme.
- *Between-models move*: simultaneously update model indicator k and the parameters $\boldsymbol{\theta}_k$ according to the general reversible proposal/acceptance mechanism (Equation 1.1.4).

Step 3: Increment iteration $t = t + 1$. If $t < N$, go to Step 2.

1.1.2 Application areas

Statistical problems in which the number of unknown model parameters is itself unknown are extensive, and as such the reversible jump sampler has been implemented in analyses throughout a wide range of scientific disciplines. Within the statistical literature, these predominantly concern Bayesian model determination problems (Kass and Raftery, 1995; Sisson, 2005). Some of the commonly recurring models in this setting are described below.

Change-point models: One of the original applications of the reversible jump sampler was in Bayesian change-point problems, where both the number and location of change-points in a system is unknown *a priori*. For example, Green (1995) analysed mining disaster count data using a Poisson process with the rate parameter described as a step function with an unknown number and location of steps. Fan and Brooks (2000) applied the reversible jump sampler to model the shape of prehistoric tombs, where the curvature of the dome changes an unknown number of times. Figure 1.1(a) shows the plot of depths and radii of one of the tombs from Crete in Greece. The data appear to be piecewise log-linear, with possibly two or three change-points. Bolton and Heard (2018) extended the reversible jump sampler for change point detection to also incorporate regime-switching, to infer instruction trace of malware software in a cyber-security setting. Zhao and Chu (2010) developed a model to identify multiple abrupt regime shifts in extreme weather events.

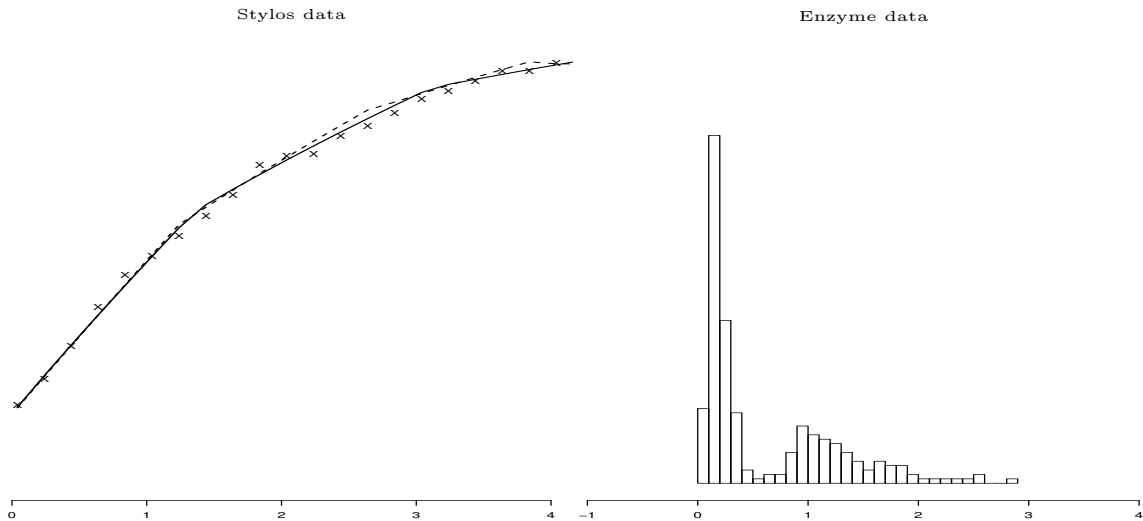


Figure 1.1: Examples of (a) change-point modelling and (b) mixture models. Plot (a): With the Stylos tombs dataset (crosses), a piecewise log-linear curve can be fitted between unknown change-points. Illustrated are 2 (solid line) and 3 (dashed line) change-points. Plot (b): The histogram of the enzymatic activity dataset suggests clear groupings of metabolizers, although the number of such groupings is not clear.

Finite mixture models: Mixture models are commonly used where each data observation is generated according to some underlying categorical mechanism. This mechanism is typically unobserved, so there is uncertainty regarding which component of the resulting mixture distribution each data observation was generated from, in addition to uncertainty over the number of mixture components. A mixture model with k components for the observed data \mathcal{D} takes the form

$$f(\mathcal{D}|\boldsymbol{\theta}_k) = \sum_{j=1}^k w_j f_j(\mathcal{D}|\boldsymbol{\phi}_j) \quad (1.1.5)$$

with $\boldsymbol{\theta}_k = (\boldsymbol{\phi}_1, \dots, \boldsymbol{\phi}_k, w_1, \dots, w_{k-1})$, where w_j is the weight of the j^{th} mixture component f_j , whose parameter vector is denoted by $\boldsymbol{\phi}_j$, and where $\sum_{j=1}^k w_j = 1$. The number of mixture components, k , is also unknown.

Figure 1.1(b) illustrates the distribution of enzymatic activity in the blood for 245 individuals. Richardson and Green (1997) analysed these data using a mixture of Normal densities to identify subgroups of slow or fast metabolizers. The multi-modal nature of the data suggests the existence of such groups, but the number of distinct groupings is

less clear. Many extensions of mixture component f_j can be found, for example Marrs (1997) applied the reversible jump to multivariate spherical Gaussian mixtures, and Salas-Gonzalez et al. (2009) to mixture of α -stable distributions.

Variable selection: The problem of variable selection arises when modelling the relationship between a response variable, Y , and p potential explanatory variables x_1, \dots, x_p . The multi-model setting emerges when attempting to identify the most relevant subsets of predictors, making it a natural candidate for the reversible jump sampler. For example, under a regression model with Normal errors we have

$$Y = X_\gamma \beta_\gamma + \epsilon \quad \text{with} \quad \epsilon \sim N(0, \sigma^2 I) \quad (1.1.6)$$

where $\gamma = (\gamma_1, \dots, \gamma_p)$ is a binary vector indexing the subset of x_1, \dots, x_p to be included in the linear model, X_γ is the design matrix whose columns correspond to the indexed subset given by γ , and β_γ is the corresponding subset of regression coefficients. Various extensions to more complex settings have also been proposed. See Nott and Leone (2004) and Forster et al. (2012) for generalised linear and mixed models, Demetris Lamnisos and Steel (2009) for probit regression, and Newcombe et al. (2017) for Weibull regression.

It is well known that regression splines can be estimated within the linear model framework. Many authors have successfully explored the use of the reversible jump sampler as a method to automate the knot selection process when using a P -th order spline model for curve fitting (Denison et al., 1998; DiMatteo et al., 2001). Here, a curve f is estimated by

$$f(x) = \alpha_0 + \sum_{j=1}^P \alpha_j x^j + \sum_{i=1}^k \eta_i (x - \kappa_i)_+^P, \quad x \in [a, b] \quad (1.1.7)$$

where $z_+ = \max(0, z)$ and $\kappa_i, i = 1, \dots, k$, represent the locations of k knot points (Hastie and Tibshirani, 1990). Under this representation, fitting the curve consists of estimating the unknown number of knots k , the knot locations κ_i and the corresponding regression coefficients α_j and η_i , for $j = 0, \dots, P$ and $i = 1, \dots, k$. For examples and algorithms in this setting and beyond see e.g. George and McCulloch (1993), Smith and Kohn (1996), Andrieu et al. (2000), Fan et al. (2010).

Bayesian Neural Networks: The feed-forward neural network, or multilayer perceptron, can be thought of as a nonlinear regression or classification model in which explanatory variables x_1, \dots, x_p (or inputs) are related to the response (or output) variable Y . For instance, a very simple model can be written as

$$Y = g \left(w_{00} + \sum_{j=1}^J w_{0j} f \left(w_{j0} + \sum_{i=1}^p w_{ji} x_i \right) \right),$$

where the weights w_{ji} are the strength of connections between the input nodes corresponding to x_i and the j th node of the hidden layer. f is the activation function at each of the hidden nodes, and g is the activation function at the output node (Titterton, 2004).

Under this setting, we may be interested in models involving different input variables x_i , where an inclusion or exclusion of a single x_i may lead to multiple inclusion/exclusion of the weights. Alternatively, we may be interested in models with different structures, where there the number of hidden nodes J may vary (Müller and Rios Insua, 1998). Holmes and Mallick (1998) and Berezowski et al. (2022) use reversible jump to account for uncertainty in the architecture and depths of the neural network model.

Tree-based models: Motivated by difficulty of designing a well-mixing change-point sampler for latent variable imaging, Hawkins and Sambridge (2015) introduced a tree-based representation for geophysical images whereby varying tree depths from root to active (or “leaf”) nodes permits multi-resolution analyses of images in more than one dimension. Furthermore, the mapping from the tree representation to the image space can be specified by any orthogonal basis such as wavelets. Given a tree arrangement \mathcal{T}_k for a given number of nodes k , the conditional prior of the arrangement $p(\mathcal{T}_k|k)$ has a support that is combinatorial in size.

Matrix factorisation: Bayesian interpretation of non-unique factorisation problems is addressed in a factor analysis setting (Lopes and West, 2004), and in the more constrained non-negative matrix factorisation setting (Zhong and Girolami, 2009). The latter addresses the formulation $\mathbf{X} = \mathbf{A}\mathbf{S} + \mathbf{E}$ where $\mathbf{A} \in \mathcal{R}_+^{N \times M}$, $\mathbf{S} \in \mathcal{R}_+^{M \times T}$, and $\mathbf{E} \in \mathcal{R}^{N \times T}$, where M is the number of components that varies, and applies an RJMCMC approach

for this factorisation in a multiplexed Raman spectra inference example.

The reversible jump algorithm has had a compelling influence in the statistical and mainstream scientific research literatures, particularly in computationally or biologically related areas (Sisson, 2005). Accordingly a large number of developmental and application studies can be found in the signal processing literature and the related fields of computer vision and image analysis. Epidemiological and medical studies also feature strongly.

This article is structured as follows: In Section 1.2 we present discussion on methods for designing between-model moves in the reversible jump sampler, and Section 1.3 reviews approaches to improve sampler performance. Section 1.4 details convergence diagnostic tools, followed by discussions on model choice and computing Bayes factors in Section 1.5. In Section 1.6 we review related multi-model sampling frameworks beyond reversible jump, and in Section 1.7 conclude with discussion on possible future research directions for the field.

1.2 Design of mapping functions and proposal distributions

Mapping functions effectively express functional relationships between the parameters of different models. Good mapping functions will improve reversible jump sampler performance in terms of between-model acceptance rates and chain mixing. The difficulty is that even in the simpler setting of nested models, good relationships can be hard to define, and in more general settings, parameter vectors between models may not be obviously comparable. Contrast this to within-model, random-walk Metropolis-Hastings moves on a continuous target density, whereby proposed moves close to the current state can have an arbitrarily large acceptance probability, and proposed moves far from the current state have low acceptance probabilities. Here we discuss some popular strategies for constructing between-model moves.

1.2.1 Birth/death and split/merge

One of the earliest approaches for the construction of proposal moves between different models is achieved via the concept of “birth/death” or “split/merge” moves. Most simply, under a general Bayesian model determination setting, suppose that we are currently in state $(k, \boldsymbol{\theta}_k)$ in model \mathcal{M}_k , and we wish to propose a move to a state $(k', \boldsymbol{\theta}'_{k'})$ in model $\mathcal{M}_{k'}$, which is of a higher dimension, so that $n_{k'} > n_k$. In order to “match dimensions” between the two model states, a random vector \mathbf{u} of length $d_{k \rightarrow k'} = n_{k'} - n_k$ is generated from a known density $q_{d_{k \rightarrow k'}}(\mathbf{u})$. The current state $\boldsymbol{\theta}_k$ and the random vector \mathbf{u} are then mapped to the new state $\boldsymbol{\theta}'_{k'} = g_{k \rightarrow k'}(\boldsymbol{\theta}_k, \mathbf{u})$ through a one-to-one mapping function $g_{k \rightarrow k'} : \mathcal{R}^{n_k} \times \mathcal{R}^{d_k} \rightarrow \mathcal{R}^{n_{k'}}$. The acceptance probability of this proposal, combined with the joint posterior expression of Equation (1.1.1) becomes

$$\alpha[(k, \boldsymbol{\theta}_k), (k', \boldsymbol{\theta}'_{k'})] = \min \left\{ 1, \frac{\pi(k', \boldsymbol{\theta}'_{k'} | \mathcal{D}) q(k' \rightarrow k)}{\pi(k, \boldsymbol{\theta}_k | \mathcal{D}) q(k \rightarrow k') q_{d_{k \rightarrow k'}}(\mathbf{u})} \left| \frac{\partial g_{k \rightarrow k'}(\boldsymbol{\theta}_k, \mathbf{u})}{\partial(\boldsymbol{\theta}_k, \mathbf{u})} \right| \right\}, \quad (1.2.1)$$

where $q(k \rightarrow k')$ denotes the probability of proposing a move from model \mathcal{M}_k to model $\mathcal{M}_{k'}$, and the final term is the determinant of the Jacobian matrix, often referred to in the reversible jump literature simply as the Jacobian. This term arises through the change of variables via the function $g_{k \rightarrow k'}$, which is required when used with respect to the integral Equation (1.1.3). Note that the normalisation constant in Equation (1.1.1) is not needed to evaluate the above ratio. The reverse move proposal, from model $\mathcal{M}_{k'}$ to \mathcal{M}_k is made deterministically in this setting, and is accepted with probability

$$\alpha[(k', \boldsymbol{\theta}'_{k'}), (k, \boldsymbol{\theta}_k)] = \alpha[(k, \boldsymbol{\theta}_k), (k', \boldsymbol{\theta}'_{k'})]^{-1}.$$

More generally, we can relax the condition on the length of the vector \mathbf{u} by allowing $d_{k \rightarrow k'} \geq n_{k'} - n_k$. In this case, non-deterministic reverse moves can be made by generating a $d_{k' \rightarrow k}$ -dimensional random vector $\mathbf{u}' \sim q_{d_{k' \rightarrow k}}(\mathbf{u}')$, such that the dimension matching condition, $n_k + d_{k \rightarrow k'} = n_{k'} + d_{k' \rightarrow k}$, is satisfied. Then a reverse mapping is given by $\boldsymbol{\theta}_k = g_{k' \rightarrow k}(\boldsymbol{\theta}'_{k'}, \mathbf{u}')$, such that $\boldsymbol{\theta}_k = g_{k' \rightarrow k}(g_{k \rightarrow k'}(\boldsymbol{\theta}_k, \mathbf{u}), \mathbf{u}')$ and $\boldsymbol{\theta}'_{k'} = g_{k \rightarrow k'}(g_{k' \rightarrow k}(\boldsymbol{\theta}'_{k'}, \mathbf{u}'), \mathbf{u})$. The corresponding

acceptance probability to Equation (1.2.1) then becomes

$$\alpha[(k, \boldsymbol{\theta}_k), (k', \boldsymbol{\theta}'_{k'})] = \min \left\{ 1, \frac{\pi(k', \boldsymbol{\theta}'_{k'} | \mathcal{D}) q(k' \rightarrow k) q_{d_{k' \rightarrow k}}(\mathbf{u}')}{\pi(k, \boldsymbol{\theta}_k | \mathcal{D}) q(k \rightarrow k') q_{d_{k \rightarrow k'}}(\mathbf{u})} \left| \frac{\partial g_{k \rightarrow k'}(\boldsymbol{\theta}_k, \mathbf{u})}{\partial(\boldsymbol{\theta}_k, \mathbf{u})} \right| \right\}. \quad (1.2.2)$$

Example: Simple birth/death and split/merge

Consider the illustrative example given in Green (1995) and Brooks (1998). Suppose that model \mathcal{M}_1 has states $(k = 1, \boldsymbol{\theta}_1 \in \mathcal{R}^1)$ and model \mathcal{M}_2 has states $(k = 2, \boldsymbol{\theta}_2 \in \mathcal{R}^2)$. Let $(1, \theta^*)$ denote the current state in \mathcal{M}_1 and $(2, (\theta^{(1)}, \theta^{(2)}))$ denote the proposed state in \mathcal{M}_2 . Under dimension matching with a simple split/merge move, we might generate a random scalar u , and let $\theta^{(1)} = \theta^* + u$ and $\theta^{(2)} = \theta^* - u$, with the reverse move given deterministically by $\theta^* = \frac{1}{2}(\theta^{(1)} + \theta^{(2)})$. For the same setup but with a simple birth/death move, we might specify $\theta^{(1)} = \theta^*$ and $\theta^{(2)} = \theta^* + u$, with the reverse move given deterministically by $\theta^* = \theta^{(1)}$.

Example: Moment matching in a finite mixture of univariate Normals

Under the finite mixture of univariate Normals model, the observed data, \mathcal{D} , has density given by Equation (1.1.5), where the j -th mixture component $f_j(\mathcal{D} | \boldsymbol{\phi}_j) = \phi(\mathcal{D} | \mu_j, \sigma_j)$ is the $N(\mu_j, \sigma_j)$ density. For between-model moves, Richardson and Green (1997) implement a split (one component into two) and merge (two components into one) strategy which satisfies the dimension matching requirement. (See Dellaportas and Papageorgiou, 2006, for an alternative approach).

When two Normal components j_1 and j_2 are merged into one, j^* , Richardson and Green (1997) propose a deterministic mapping which maintains the 0th, 1st and 2nd moments:

$$\begin{aligned} w_{j^*} &= w_{j_1} + w_{j_2} \\ w_{j^*} \mu_{j^*} &= w_{j_1} \mu_{j_1} + w_{j_2} \mu_{j_2} \\ w_{j^*} (\mu_{j^*}^2 + \sigma_{j^*}^2) &= w_{j_1} (\mu_{j_1}^2 + \sigma_{j_1}^2) + w_{j_2} (\mu_{j_2}^2 + \sigma_{j_2}^2). \end{aligned} \quad (1.2.3)$$

The split move is proposed as

$$\begin{aligned}
w_{j_1} &= w_{j^*} * u_1, & w_{j_2} &= w_{j^*} * (1 - u_1) \\
\mu_{j_1} &= \mu_{j^*} - u_2 \sigma_{j^*} \sqrt{\frac{w_{j_2}}{w_{j_1}}} \\
\mu_{j_2} &= \mu_{j^*} + u_2 \sigma_{j^*} \sqrt{\frac{w_{j_1}}{w_{j_2}}} \\
\sigma_{j_1}^2 &= u_3 (1 - u_2^2) \sigma_{j^*}^2 \frac{w_{j^*}}{w_{j_1}} \\
\sigma_{j_2}^2 &= (1 - u_3) (1 - u_2^2) \sigma_{j^*}^2 \frac{w_{j^*}}{w_{j_2}},
\end{aligned} \tag{1.2.4}$$

with the random scalars $u_1, u_2 \sim \text{Beta}(2, 2)$ and $u_3 \sim \text{Beta}(1, 1)$. In this manner, dimension matching is satisfied, and the acceptance probability for the split move is calculated according to Equation (1.2.1), with the acceptance probability of the reverse merge move given by the reciprocal of this value.

While the ideas behind dimension matching are conceptually simple, their implementation is complicated by the arbitrariness of the mapping function $g_{k \rightarrow k'}$ and the proposal distributions, $q_{d_{k \rightarrow k'}}(\mathbf{u})$, for the random vectors \mathbf{u} .

1.2.2 Centering and order methods

The concept of “local” moves, akin to that of random-walk Metropolis-Hastings in fixed dimensions, may be partially translated on to model space ($k \in \mathcal{K}$): proposals from $\boldsymbol{\theta}_k$ in model \mathcal{M}_k to $\boldsymbol{\theta}'_{k'}$ in model $\mathcal{M}_{k'}$ will tend to have larger acceptance probabilities if their likelihood values are similar i.e. $L(\mathcal{D}|k, \boldsymbol{\theta}_k) \approx L(\mathcal{D}|k', \boldsymbol{\theta}'_{k'})$.

Brooks et al. (2003c) introduce a class of methods to achieve the automatic scaling of the proposal density, $q_{d_{k \rightarrow k'}}(\mathbf{u})$, based on the concept of the “local” move proposal distributions. Under this scheme, it is assumed that local mapping functions $g_{k \rightarrow k'}$ are known. For a proposed move from $(k, \boldsymbol{\theta}_k)$ in \mathcal{M}_k to model $\mathcal{M}_{k'}$, the random vector “centering point” $c_{k \rightarrow k'}(\boldsymbol{\theta}_k) = g_{k \rightarrow k'}(\boldsymbol{\theta}_k, \mathbf{u})$, is defined such that for some particular choice of proposal vector \mathbf{u} , the current and proposed states are identical in terms of likelihood contribution.

Given the centering constraint on \mathbf{u} , if the scaling parameter in the proposal $q_{d_{k \rightarrow k'}}(\mathbf{u})$

is a scalar, then the 0^{th} -order method (Brooks et al., 2003c) proposes to choose this scaling parameter such that the acceptance probability $\alpha[(k, \boldsymbol{\theta}_k), (k', c_{k \rightarrow k'}(\boldsymbol{\theta}_k))]$ of a move to the centering point $c_{k \rightarrow k'}(\boldsymbol{\theta}_k)$ in model $\mathcal{M}_{k'}$ is exactly one. The argument is then that move proposals close to $c_{k \rightarrow k'}(\boldsymbol{\theta}_k)$ will also have a large acceptance probability.

For proposal distributions, $q_{d_{k \rightarrow k'}}(\mathbf{u})$, with additional degrees of freedom, a similar method based on a series of n^{th} -order conditions (for $n \geq 1$), requires that for the proposed move, the n^{th} derivative (with respect to \mathbf{u}) of the acceptance probability equals the zero vector at the centering point $c_{k \rightarrow k'}(\boldsymbol{\theta}_k)$:

$$\nabla^n \alpha[(k, \boldsymbol{\theta}_k), (k', c_{k \rightarrow k'}(\boldsymbol{\theta}_k))] = \mathbf{0}. \quad (1.2.5)$$

That is, the m unknown parameters in the proposal distribution $q_{d_{k \rightarrow k'}}(\mathbf{u})$ are determined by solving the m simultaneous equations given by (1.2.5) with $n = 1, \dots, m$. The idea behind the n^{th} -order method is that the concept of closeness to the centering point under the 0^{th} -order method is relaxed. By enforcing zero derivatives of $\alpha[(k, \boldsymbol{\theta}_k), (k', c_{k \rightarrow k'}(\boldsymbol{\theta}_k))]$, the acceptance probability will become flatter around $c_{k \rightarrow k'}(\boldsymbol{\theta}_k)$. Accordingly this allows proposals further away from the centering point to still be accepted with a reasonably high probability. This will ultimately induce improved chain mixing.

One caveat with the centering schemes is that they require specification of the between model mapping function $g_{k \rightarrow k'}$, although these methods compensate for poor choices of mapping functions by selecting the best set of parameters for the given mapping. Ehlers and Brooks (2008) suggest the posterior conditional distribution $\pi(k', \mathbf{u} | \boldsymbol{\theta}_k)$ as the proposal for the random vector \mathbf{u} , side-stepping the need to construct a mapping function. In this case, the full conditionals must either be known, or need to be approximated.

Example: The 0^{th} -order method for an autoregressive model

Brooks et al. (2003c) considers the AR model for temporally dependent observations x_1, \dots, x_T , with unknown order k

$$X_t = \sum_{\tau=1}^k a_\tau X_{t-\tau} + \epsilon_t \quad \text{with} \quad t = k + 1, \dots, T,$$

assuming Gaussian noise $\epsilon_t \sim N(0, \sigma_\epsilon^2)$ and a Uniform prior on k where $k = 1, 2, \dots, k_{max}$. Within each model \mathcal{M}_k , independent $N(0, \sigma_a^2)$ priors are adopted for the AR coefficients $a_\tau, \tau = 1, \dots, k$, with an Inverse Gamma prior for σ_ϵ^2 . Suppose moves are made from model \mathcal{M}_k to model $\mathcal{M}_{k'}$ such that $k' = k + 1$. The move from $\boldsymbol{\theta}_k$ to $\boldsymbol{\theta}'_{k'}$ is achieved by generating a random scalar $u \sim q(u) = N(0, 1)$, and defining the mapping function as $\boldsymbol{\theta}'_{k'} = g_{k \rightarrow k'}(\boldsymbol{\theta}_k, u) = (\boldsymbol{\theta}_k, \sigma u)$. The centering point $c_{k \rightarrow k'}(\boldsymbol{\theta}_k)$ then occurs at the point $u = 0$, or $\boldsymbol{\theta}'_{k'} = (\boldsymbol{\theta}_k, 0)$.

Under the mapping $g_{k \rightarrow k'}$, the Jacobian is σ , and the acceptance probability (Equation 1.2.1) for the move from $(k, \boldsymbol{\theta}_k)$ to $(k', c_{k \rightarrow k'}(\boldsymbol{\theta}_k))$ is given by $\alpha[(k, \boldsymbol{\theta}_k), (k', (\boldsymbol{\theta}_k, 0))] = \min(1, A)$ where

$$A = \frac{\pi(k', (\boldsymbol{\theta}_k, 0) | \mathcal{D}) q(k' \rightarrow k) \sigma}{\pi(k, \boldsymbol{\theta}_k | \mathcal{D}) q(k \rightarrow k') q(0)} = \frac{(2\pi\sigma_a^2)^{-1/2} q(k' \rightarrow k) \sigma}{q(k \rightarrow k') (2\pi)^{-1/2}}.$$

Note that since the likelihoods are equal at the centering point, and the priors common to both models cancel in the posterior ratio, A is only a function of the prior density for the parameter a_{k+1} evaluated at 0, the proposal distributions and the Jacobian. Hence we solve $A = 1$ to obtain

$$\sigma^2 = \sigma_a^2 \left(\frac{q(k \rightarrow k')}{q(k' \rightarrow k)} \right)^2.$$

Thus in this case, the proposal variance is not model parameter ($\boldsymbol{\theta}_k$) or data (\mathcal{D}) dependent. It depends only on the prior variance, σ_a , and the model states, k, k' .

Example: The second-order method for moment matching

Consider the moment matching in a finite mixture of univariate Normals example of Section 1.1.2. The mapping functions $g_{k' \rightarrow k}$ and $g_{k \rightarrow k'}$ are respectively given by Equations (1.2.3) and (1.2.4), with the random numbers u_1, u_2 and u_3 drawn from independent Beta distributions with unknown parameter values, so that $q_{p_i, q_i}(u_i): u_i \sim \text{Beta}(p_i, q_i), i = 1, 2, 3$.

Consider the split move, Equation (1.2.4). To apply the second order method of Brooks et al. (2003c), we first locate a centering point, $c_{k \rightarrow k'}(\boldsymbol{\theta}_k)$, achieved by setting $u_1 = 1, u_2 = 0$ and $u_3 \equiv u_1 = 1$ by inspection. Hence, at the centering point, the two new (split) components j_1 and j_2 will have the same location and scale as the j^* component, with new

weights $w_{j_1} = w_{j^*}$ and $w_{j_2} = 0$ and all observations allocated to component j_1 . Accordingly this will produce identical likelihood contributions. Note that to obtain equal variances for the split proposal, substitute the expressions for w_{j_1} and w_{j_2} into those for $\sigma_{j_1}^2 = \sigma_{j_2}^2$.

Following Richardson and Green (1997), the acceptance probability of the split move evaluated at the centering point is then proportional (with respect to \mathbf{u}) to

$$\begin{aligned} \log A[(k, \boldsymbol{\theta}_k), (k', c_{k \rightarrow k'}(\boldsymbol{\theta}_k))] \propto & \\ & l_{j_1} \log(w_{j_1}) + l_{j_2} \log(w_{j_2}) - \frac{l_{j_1}}{2} \log(\sigma_{j_1}^2) - \frac{l_{j_2}}{2} \log(\sigma_{j_2}^2) - \frac{1}{2\sigma_{j_1}^2} \sum_{l=1}^{l_{j_1}} (y_l - \mu_{j_1})^2 \\ & - \frac{1}{2\sigma_{j_2}^2} \sum_{l=1}^{l_{j_2}} (y_l - \mu_{j_2})^2 + (\delta - 1 + l_{j_1}) \log(w_{j_1}) + (\delta - 1 + l_{j_2}) \log(w_{j_2}) \\ & - \left\{ \frac{1}{2} \kappa [(\mu_{j_1} - \xi)^2 + (\mu_{j_2} - \xi)^2] \right\} - (\alpha + 1) \log(\sigma_{j_1}^2 \sigma_{j_2}^2) - \beta(\sigma_{j_1}^{-2} + \sigma_{j_2}^{-2}) \\ & - \log[q_{p_1, q_1}(u_1)] - \log[q_{p_2, q_2}(u_2)] - \log[q_{p_3, q_3}(u_3)] + \log(|\mu_{j_1} - \mu_{j_2}|) \\ & + \log(\sigma_{j_1}^2) + \log(\sigma_{j_2}^2) - \log(u_2) - \log(1 - u_2^2) - \log(u_3) - \log(1 - u_3), \end{aligned} \quad (1.2.6)$$

where l_{j_1} and l_{j_2} respectively denote the number of observations allocated to components j_1 and j_2 , and where $\delta, \alpha, \beta, \xi$ and κ are hyperparameters as defined by Richardson and Green (1997).

Thus, for example, to obtain the proposal parameter values p_1 and q_1 for u_1 , we solve the first- and second-order derivatives of the acceptance probability (1.2.6) with respect to u_1 . This yields

$$\begin{aligned} \frac{\partial \log \alpha[(k, \boldsymbol{\theta}_k), (k', c_{k \rightarrow k'}(\boldsymbol{\theta}_k))]}{\partial u_1} &= \frac{\delta + 2l_{j_1} - p_1}{u_1} + \frac{q_1 - \delta - 2l_{j_2}}{(1 - u_1)} \\ \frac{\partial^2 \log \alpha[(k, \boldsymbol{\theta}_k), (k', c_{k \rightarrow k'}(\boldsymbol{\theta}_k))]}{\partial u_1^2} &= -\frac{\delta + 2l_{j_1} - p_1}{u_1^2} + \frac{q_1 - \delta - 2l_{j_2}}{(1 - u_1)^2}. \end{aligned}$$

Equating these to zero and solving for p_1 and q_1 at the centering points (with $l_{j_1} = l_{j^*}$ and $l_{j_2} = 0$) gives $p_1 = \delta + 2l_{j^*}$ and $q_1 = \delta$. Thus the parameter p_1 depends on the number of observations allocated to the component being split. Similar calculations to the above give solutions for p_2, q_2, p_3 and q_3 .

1.2.3 Generic samplers

The problem of efficiently constructing between-model mapping templates, $g_{k \rightarrow k'}$, with associated random vector proposal densities, $q_{d_{k \rightarrow k'}}$, may be approached from an alternative perspective. Rather than relying on a user-specified mapping, one strategy would be to move towards a more generic proposal mechanism altogether. A clear benefit of generic between-model moves is that they may be equally be implemented for non-nested models.

Green (2003) proposed a reversible jump analogy of the random-walk Metropolis sampler of Roberts (2003). Suppose that estimates of the first and second order moments of $\boldsymbol{\theta}_k$ are available, for each of a small number of models, $k \in \mathcal{K}$, denoted by $\boldsymbol{\mu}_k$ and $\mathbf{B}_k \mathbf{B}_k^\top$ respectively, where \mathbf{B}_k is an $n_k \times n_k$ matrix. In proposing a move from $(k, \boldsymbol{\theta}_k)$ to model $\mathcal{M}_{k'}$, a new parameter vector is proposed by

$$\boldsymbol{\theta}'_{k'} = \begin{cases} \boldsymbol{\mu}_{k'} + \mathbf{B}_{k'} [\mathbf{R} \mathbf{B}_k^{-1} (\boldsymbol{\theta}_k - \boldsymbol{\mu}_k)]_1^{n_{k'}} & \text{if } n_{k'} < n_k \\ \boldsymbol{\mu}_{k'} + \mathbf{B}_{k'} \mathbf{R} \mathbf{B}_k^{-1} (\boldsymbol{\theta}_k - \boldsymbol{\mu}_k) & \text{if } n_{k'} = n_k \\ \boldsymbol{\mu}_{k'} + \mathbf{B}_{k'} \mathbf{R} \begin{pmatrix} \mathbf{B}_k^{-1} (\boldsymbol{\theta}_k - \boldsymbol{\mu}_k) \\ \mathbf{u} \end{pmatrix} & \text{if } n_{k'} > n_k \end{cases}$$

where $[\cdot]_1^m$ denotes the first m components of a vector, \mathbf{R} is an orthogonal matrix of order $\max\{n_k, n_{k'}\}$, and $\mathbf{u} \sim q_{n_{k'} - n_k}(\mathbf{u})$ is an $(n_{k'} - n_k)$ -dimensional random vector (only utilised if $n_{k'} > n_k$, or when calculating the acceptance probability of the reverse move from model $\mathcal{M}_{k'}$ to model \mathcal{M}_k if $n_{k'} < n_k$). If $n_{k'} \leq n_k$, then the proposal $\boldsymbol{\theta}'_{k'}$ is deterministic and the Jacobian is trivially calculated. Hence the acceptance probability is given by

$$\alpha[(k, \boldsymbol{\theta}_k), (k', \boldsymbol{\theta}'_{k'})] = \frac{\pi(k', \boldsymbol{\theta}'_{k'} | \mathcal{D})}{\pi(k, \boldsymbol{\theta}_k | \mathcal{D})} \frac{q(k' \rightarrow k)}{q(k \rightarrow k')} \frac{|\mathbf{B}_{k'}|}{|\mathbf{B}_k|} \times \begin{cases} q_{n_{k'} - n_k}(\mathbf{u}) & \text{for } n_{k'} < n_k \\ 1 & \text{for } n_{k'} = n_k \\ 1/q_{n_{k'} - n_k}(\mathbf{u}) & \text{for } n_{k'} > n_k \end{cases} .$$

Accordingly, if the model-specific densities $\pi(k, \boldsymbol{\theta}_k | \mathcal{D})$ are uni-modal with first and second order moments given by $\boldsymbol{\mu}_k$ and $\mathbf{B}_k \mathbf{B}_k^\top$, then high between-model acceptance probabilities may be achieved.

With a similar motivation to the above, Papathomas et al. (2011) propose the multivariate Normal as proposal distribution for $\boldsymbol{\theta}'_{k'}$ in the context of linear regression models, so that $\boldsymbol{\theta}'_{k'} \sim N(\boldsymbol{\mu}_{k'|\boldsymbol{\theta}_k}, \boldsymbol{\Sigma}_{k'|\boldsymbol{\theta}_k})$. The authors derive estimates for the mean $\boldsymbol{\mu}_{k'|\boldsymbol{\theta}_k}$ and covariance $\boldsymbol{\Sigma}_{k'|\boldsymbol{\theta}_k}$ such that the proposed values for $\boldsymbol{\theta}'_{k'}$ will on average produce similar conditional posterior values under model $\mathcal{M}_{k'}$ as the vector $\boldsymbol{\theta}_k$ under model \mathcal{M}_k . The method is theoretically justified for Normal linear models, but can be applied to non-Normal models when transformation of data to Normality is available. Green (2003), Godsill (2003), Hastie (2004), and (Farr et al., 2015) discuss a number of modifications to the generic framework approach, including improving efficiency and relaxing the requirement of unimodal densities $\pi(k, \boldsymbol{\theta}_k|\mathcal{D})$ to realise high between-model acceptance rates. Naturally, for all Normal-based approximations, the required knowledge of first and second order moments of each model density will restrict the applicability of these approaches to moderate numbers of candidate models if these require estimation (e.g. via pilot chains). For proposals that use kD-tree approximations to the model densities (Farr et al., 2015) this restriction is less apparent with a small trade-off in high-dimensionality performance.

A generalised approach to proposal distribution design in MCMC methods when the target distributions $\pi(\boldsymbol{\theta}_k|k, \mathcal{D})$ are strongly non-Normal is to condition via a *transport* (Parno and Marzouk, 2018). Deep neural network based *normalising flows* (Papamakarios et al., 2021; Rezende and Mohamed, 2015) perform demonstrably well in the approximation of transports and have been shown to be useful when trained adaptively during MCMC burn-in rather than requiring pilot runs (Gabri  et al., 2022). Davies et al. (2023) generalise generic RJMCMC proposals using such a transport-based approach where the distributions of interest are the conditional targets π_k with density functions $\pi(\boldsymbol{\theta}_k|k, \mathcal{D})$. In this context, a transport $\boldsymbol{z}_k = T_k(\boldsymbol{\theta}_k)$, $\boldsymbol{z}_k \in \mathcal{Z}_k$, is a bijective transform of samples from π_k to a chosen reference distribution ν_k , and comprises the pushforward $\nu_k = T_k\#\pi_k$. Defining the density of ν_k on the support of $\mathcal{Z}_k \subseteq \mathcal{R}^{n_k}$, this relationship can be expressed using the change of variables

$$\pi(\boldsymbol{\theta}_k|k, \mathcal{D}) = \nu_k(T_k(\boldsymbol{\theta}_k)) \left| \frac{\partial T_k(\boldsymbol{\theta}_k)}{\partial \boldsymbol{\theta}_k} \right|.$$

The mechanism for the RJMCMC proposal is to allow the chain to jump between reference distributions ν_k to $\nu_{k'}$ instead of directly between the respective conditional targets π_k and

$\pi_{k'}$. This is achieved by first choosing a univariate base distribution ν (which is typically a standard Normal) with density function $\nu(z)$, $z \in \mathcal{Z}_1$ and then defining all reference distributions using the formulation

$$\nu_k = \otimes_{n_k} \nu = \underbrace{\nu \otimes \cdots \otimes \nu}_{n_k \text{ times}} \text{ for each } k,$$

where the respective density of each ν_k has the form $\nu_k(\mathbf{z}_k)$, $\mathbf{z}_k \in \mathcal{Z}_k$. In essence, this construction ensures that each component of \mathbf{z}_k is i.i.d. on ν . A crucial property that is exploited in this construction is that the auxiliary variables required for dimension matching are also defined to be i.i.d. on ν , that is for auxiliary dimension $d_{k \rightarrow k'}$ we have $\mathbf{u} \sim \otimes_{d_{k \rightarrow k'}} \nu$. Next, dimension matching is achieved by defining pairwise volume-preserving transformations $\mathbf{z}_{k'}, \mathbf{u}' = h_{k \rightarrow k'}(\mathbf{z}_k, \mathbf{u})$ between points in the supports of respective reference distributions $\nu_k, \nu_{k'}$, a simple construction being the vector concatenation $\mathbf{z}_{k'} \leftarrow [\mathbf{z}_k; \mathbf{u}]$ when $n_{k'} > n_k$. Figure 1.2 depicts an example of the bijective mapping of parameters and auxiliary variables from a 1D target π_1 to a 2D target π_2 . The transports ensure points distributed according to each target are mapped to points in the respective reference spaces and distributed according to the chosen reference distributions. The general case for a mapping between points in the supports of π_k and $\pi_{k'}$ is the composition

$$(\boldsymbol{\theta}'_{k'}, \mathbf{u}') = g_{k \rightarrow k'}(\boldsymbol{\theta}_k, \mathbf{u}) = T_{k'}^{-1}(h_{k \rightarrow k'}(T_k(\boldsymbol{\theta}_k), \mathbf{u})),$$

with Jacobian determinant

$$\left| \frac{\partial g_{k \rightarrow k'}(\boldsymbol{\theta}_k, \mathbf{u})}{\partial(\boldsymbol{\theta}_k, \mathbf{u})} \right| = \left| \frac{\partial T_k(\boldsymbol{\theta}_k)}{\partial \boldsymbol{\theta}_k} \right| \left| \frac{\partial h_{k \rightarrow k'}(T_k(\boldsymbol{\theta}_k), \mathbf{u})}{\partial(T_k(\boldsymbol{\theta}_k), \mathbf{u})} \right| \left| \frac{\partial T_{k'}(\boldsymbol{\theta}'_{k'})}{\partial \boldsymbol{\theta}'_{k'}} \right|^{-1}.$$

Since the pairwise construction of $h_{k \rightarrow k'}$ is largely trivial and can be defined for all pairs of reference distributions due to the property that \mathbf{z} and \mathbf{u} are i.i.d., jumps between any two models exist by default, allowing global and independent exploration of the model space. When $h_{k \rightarrow k'}$ is volume preserving, i.e. $|\partial h_{k \rightarrow k'}(\mathbf{z}_k, \mathbf{u}) / \partial(\mathbf{z}_k, \mathbf{u})| = 1$ for $\mathbf{z}_k = T_k(\boldsymbol{\theta}_k)$, the

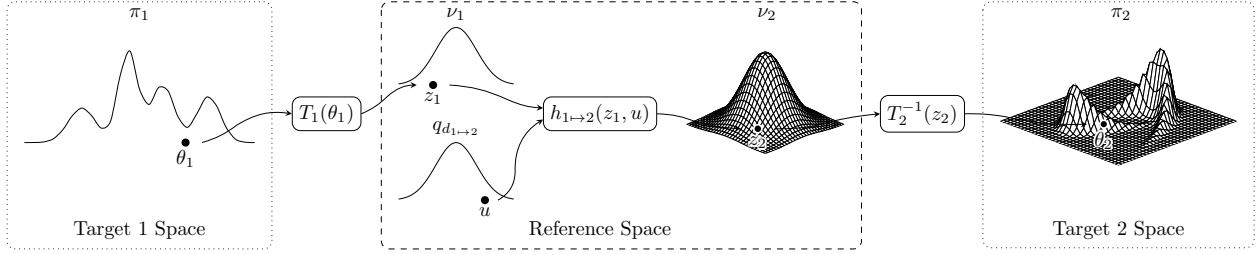


Figure 1.2: A transport-based end-to-end bijective mapping starting a point θ_1 in a 1D target space (left) to a point θ_2 in a 2D target space (right). The first transport maps θ_1 to the point $z_1 = T_1(\theta_1)$ in the associated reference space, and then the transdimensional bijective transformation $h_{1 \rightarrow 2}$ augments z_1 with auxiliary variable u in a vector concatenation, resulting in point $z_2 = h_{1 \rightarrow 2}(z_1, u)$ in the 2D reference space. Then, z_2 is mapped to θ_2 in the 2D target space via the inverse transport $\theta_2 = T_2^{-1}(z_2)$.

acceptance probability of such a generic transport RJMCMC proposal is

$$\alpha[(k, \theta_k), (k', \theta'_{k'})] = \frac{\pi(k', \theta'_{k'} | \mathcal{D}) q(k' \rightarrow k)}{\pi(k, \theta_k | \mathcal{D}) q(k \rightarrow k')} \left| \frac{\partial T_k(\theta_k)}{\partial \theta_k} \right| \left| \frac{\partial T_{k'}(\theta'_{k'})}{\partial \theta'_{k'}} \right|^{-1}.$$

Fan et al. (2009) propose to construct between-model proposals based on estimating conditional marginal densities. Suppose that it is reasonable to assume some structural similarities between the parameters θ_k and $\theta'_{k'}$ of models \mathcal{M}_k and $\mathcal{M}_{k'}$ respectively. Let c indicate the subset of the vectors $\theta_k = (\theta_k^c, \theta_k^{-c})$ and $\theta'_{k'} = (\theta'_{k'}^c, \theta'_{k'}^{-c})$ which can be kept constant between models, so that $\theta'_{k'}^c = \theta_k^c$. The remaining r -dimensional vector $\theta'_{k'}^{-c}$ is then sampled from an estimate of the factorisation of the conditional posterior of $\theta'_{k'}^{-c} = (\theta_{k'}^1, \dots, \theta_{k'}^r)$ under model $\mathcal{M}_{k'}$:

$$\pi(\theta'_{k'}^{-c} | \theta'_{k'}^c, \mathcal{D}) \approx \hat{\pi}_1(\theta_{k'}^1 | \theta_{k'}^2, \dots, \theta_{k'}^r, \theta'_{k'}^c, \mathcal{D}) \dots \hat{\pi}_{r-1}(\theta_{k'}^{r-1} | \theta_{k'}^r, \theta'_{k'}^c, \mathcal{D}) \hat{\pi}_r(\theta_{k'}^r | \theta'_{k'}^c, \mathcal{D}).$$

The proposal $\theta'_{k'}^{-c}$ is drawn by first estimating $\hat{\pi}_r(\theta_{k'}^r | \theta'_{k'}^c, \mathcal{D})$ and sampling $\theta_{k'}^r$, and by then estimating $\hat{\pi}_{r-1}(\theta_{k'}^{r-1} | \theta_{k'}^r, \theta'_{k'}^c, \mathcal{D})$ and sampling $\theta_{k'}^{r-1}$, conditioning on the previously sampled point, $\theta_{k'}^r$, and so on. Fan et al. (2009) construct the conditional marginal densities by using partial derivatives of the joint density, $\pi(k', \theta'_{k'} | \mathcal{D})$, to provide gradient information within a marginal density estimator. As the conditional marginal density estimators are constructed using a combination of samples from the prior distribution and gridded values, they can be computationally expensive to construct, particularly if high-dimensional moves

are attempted e.g. $\boldsymbol{\theta}_{k'}^{-c} = \boldsymbol{\theta}'_{k'}$. However, this approach can be efficient, and also adapts to the current state of the sampler.

1.3 Schemes to improve sampler performance

1.3.1 Marginalisation and augmentation

Depending on the aim or the complexity of a multi-model analysis, it may be that use of reversible jump MCMC would be somewhat heavy-handed, when reduced- or fixed-dimensional samplers may be substituted. In some Bayesian model selection settings, between-model moves can be greatly simplified or even avoided if one is prepared to make certain prior assumptions, such as conjugacy or objective prior specifications. In such cases, it may be possible to analytically integrate out some or all of the parameters $\boldsymbol{\theta}_k$ in the posterior distribution (1.1.1), reducing the sampler either to fixed dimensions, e.g. on model space $k \in \mathcal{K}$ only, or to a lower-dimensional set of model and parameter space (Berger and Pericchi, 2001; DiMatteo et al., 2001; Drovandi et al., 2014; Persing et al., 2015; Tadesse et al., 2005). In lower dimensions, the reversible jump sampler is often easier to implement, as the problems associated with mapping function specification are conceptually simpler to resolve.

Example: Marginalisation in variable selection

In Bayesian variable selection for Normal linear models (Equation 1.1.6), the vector $\boldsymbol{\gamma} = (\gamma_1, \dots, \gamma_p)$ is treated as an auxiliary (model indicator) variable, where

$$\gamma_i = \begin{cases} 1 & \text{if predictor } x_i \text{ is included in the regression} \\ 0 & \text{otherwise.} \end{cases}$$

Under certain prior specifications for the regression coefficients $\boldsymbol{\beta}$ and error variance σ^2 , the $\boldsymbol{\beta}$ coefficients can be analytically integrated out of the posterior. A Gibbs sampler directly on model space is then available for $\boldsymbol{\gamma}$ (George and McCulloch, 1993; Nott and Green, 2004; Smith and Kohn, 1996; Yang et al., 2016; Zhou et al., 2022).

Example: Marginalisation in finite mixture of multivariate Normal models

Within the context of clustering, the parameters of the Normal components are usually not of interest. Tadesse et al. (2005) demonstrate that by choosing appropriate prior distributions, the parameters of the Normal components can be analytically integrated out of the posterior. The reversible jump sampler may then run on a much reduced parameter space, which is simpler and more efficient.

In a general setting, Brooks et al. (2003c) proposed a class of models based on augmenting the state space of the target posterior with an auxiliary set of state-dependent variables, \mathbf{v}_k , so that the state space of $\pi(k, \boldsymbol{\theta}_k, \mathbf{v}_k | \mathcal{D}) = \pi(k, \boldsymbol{\theta}_k | \mathcal{D}) \tau_k(\mathbf{v}_k)$ is of constant dimension for all models $\mathcal{M}_k \in \mathcal{M}$. By updating \mathbf{v}_k via a (deliberately) slowly mixing Markov chain, a temporal memory is induced that persists in the \mathbf{v}_k from state to state. In this manner, the motivation behind the auxiliary variables is to improve between-model proposals, in that some memory of previous model states is retained. Brooks et al. (2003c) demonstrate that this approach can significantly enhance mixing compared to an unassisted reversible jump sampler. Although the fixed dimensionality of $(k, \boldsymbol{\theta}_k, \mathbf{v}_k)$ is later relaxed, there is an obvious analogue with product space sampling frameworks (Carlin and Chib, 1995; Godsill, 2001) – see Section 1.6.3.

An alternative augmented state space modification of standard MCMC is given by Liu et al. (2001). The dynamic weighting algorithm augments the original state space by a weighting factor, which permits the Markov chain to make large transitions not allowable by the standard transition rules, subject to the computation of the correct weighting factor. Inference is then made by using the weights to compute importance sampling estimates rather than simple Monte Carlo estimates. This method can be used within the reversible jump algorithm to facilitate cross-model jumps.

1.3.2 Local proposals in ordinal and unordered model spaces

Some approaches that are shown to improve efficiency in MCMC over discrete spaces are applicable to sampling over multiple models. Diaconis et al. (2000) and Chen et al. (1999)

formulate a “nearly-reversible” method (also called “lifting”) which introduces persistent movement in a discrete random variable with demonstrated improvements in mixing. Gagnon and Doucet (2021) apply this approach to RJMCMC proposals in nested models, i.e. those where the model indicator k is an ordinal discrete random variable, such as in change point or clustering models. The approach augments the state space with a deterministic direction variable $v \in \{-1, 1\}$ such that the model space exploration is determined by $k' \leftarrow k + v$ instead of being randomly chosen. The direction variable then alternates via $v_t \leftarrow -v_{t-1}$ whenever a model switch is proposed.

When there is no clear ordering of models \mathcal{M}_k , another approach dubbed *locally-balanced* proposals, initially introduced for local MCMC proposals on discrete spaces by Zanella (2020), is applicable to RJMCMC proposals by treating the target marginal model distribution $\pi(k|\mathcal{D})$ as the discrete space on which local proposals are designed. The proposal design is

$$q(k' \rightarrow k) = h \left(\frac{\widehat{\pi}(k'|\mathcal{D})}{\widehat{\pi}(k|\mathcal{D})} \right), \quad (1.3.1)$$

where h is a user-specified function. By choosing h to be the identity, the proposal reduces to the standard *globally-balanced* approach, but by choosing $h = x/(1+x)$ (what the authors call the Barker proposal) or $h = \sqrt{x}$, the authors showed that the resulting Markov chain has better mixing properties. This approach requires either knowledge of or an approximation to $\pi(k'|\mathcal{D})/\pi(k|\mathcal{D})$, which can be obtained via Laplace’s method.

1.3.3 Multi-step proposals

Green and Mira (2001) introduce a procedure for learning from rejected between-model proposals based on an extension of the splitting rejection idea of Tierney and Mira (1999). After rejecting a between-model proposal, the procedure makes a second proposal, usually under a modified proposal mechanism, and potentially dependent on the value of the rejected proposal. In this manner, a limited form of adaptive behaviour may be incorporated into the proposals. Delayed-rejection schemes can reduce the asymptotic variance of ergodic averages by reducing the probability of the chain remaining in the same state (Peskun, 1973; Tierney, 1998), however there is an obvious trade-off with the extra move construction and

computation required.

For clarity of exposition, in the remainder of this Section we denote the current state of the Markov chain in model \mathcal{M}_k by $\mathbf{x} = (k, \boldsymbol{\theta}_k)$, and the first and second stage proposed states in model $\mathcal{M}_{k'}$ by \mathbf{y} and \mathbf{z} . Let $\mathbf{y} = g_{k \rightarrow k'}^{(1)}(\mathbf{x}, \mathbf{u}_1)$ and $\mathbf{z} = g_{k \rightarrow k'}^{(2)}(\mathbf{x}, \mathbf{u}_1, \mathbf{u}_2)$ be the mappings of the current state and random vectors $\mathbf{u}_1 \sim q_{d_{k \rightarrow k'}}^{(1)}(\mathbf{u}_1)$ and $\mathbf{u}_2 \sim q_{d_{k \rightarrow k'}}^{(2)}(\mathbf{u}_2)$ into the proposed new states. For simplicity, we again consider the framework where the dimension of model \mathcal{M}_k is smaller than that of model $\mathcal{M}_{k'}$ (i.e $n_{k'} > n_k$) and where the reverse move proposals are deterministic. The proposal from \mathbf{x} to \mathbf{y} is accepted with the usual acceptance probability

$$\alpha_1(\mathbf{x}, \mathbf{y}) = \min \left\{ 1, \frac{\pi(\mathbf{y})q(k' \rightarrow k)}{\pi(\mathbf{x})q(k \rightarrow k')q_{d_{k \rightarrow k'}}^{(1)}(\mathbf{u}_1)} \left| \frac{\partial g_{k \rightarrow k'}^{(1)}(\mathbf{x}, \mathbf{u}_1)}{\partial(\mathbf{x}, \mathbf{u}_1)} \right| \right\}.$$

If \mathbf{y} is rejected, detailed balance for the move from \mathbf{x} to \mathbf{z} is preserved with the acceptance probability

$$\alpha_2(\mathbf{x}, \mathbf{z}) = \min \left\{ 1, \frac{\pi(\mathbf{z})q(k' \rightarrow k)[1 - \alpha_1(\mathbf{y}^*, \mathbf{z})^{-1}]}{\pi(\mathbf{x})q(k \rightarrow k')q_{d_{k \rightarrow k'}}^{(1)}(\mathbf{u}_1)q_{d_{k \rightarrow k'}}^{(2)}(\mathbf{u}_2)[1 - \alpha_1(\mathbf{x}, \mathbf{y})]} \left| \frac{\partial g_{k \rightarrow k'}^{(2)}(\mathbf{x}, \mathbf{u}_1, \mathbf{u}_2)}{\partial(\mathbf{x}, \mathbf{u}_1, \mathbf{u}_2)} \right| \right\},$$

where $\mathbf{y}^* = g_{k \rightarrow k'}^{(1)}(\mathbf{z}, \mathbf{u}_1)$. Note that the second stage proposal $\mathbf{z} = g_{k \rightarrow k'}^{(2)}(\mathbf{x}, \mathbf{u}_1, \mathbf{u}_2)$ is permitted to depend on the rejected first stage proposal \mathbf{y} (a function of \mathbf{x} and \mathbf{u}_1).

In a similar vein, Al-Awadhi et al. (2004) also acknowledge that an initial between-model proposal $\mathbf{x}' = g_{k \rightarrow k'}(\mathbf{x}, \mathbf{u})$ may be poor, and seek to adjust the state \mathbf{x}' to a region of higher posterior probability before taking the decision to accept or reject the proposal. Specifically, Al-Awadhi et al. (2004) propose to initially evaluate the proposed move to \mathbf{x}' in model $\mathcal{M}_{k'}$ through a density $\pi^*(\mathbf{x}')$ rather than the usual $\pi(\mathbf{x}')$. The authors suggest taking π^* to be some tempered distribution $\pi^* = \pi^\gamma$, $\gamma > 1$, such that the modes of π^* and π are aligned.

The algorithm then implements $\kappa \geq 1$ fixed-dimension MCMC updates, generating states $\mathbf{x}' \rightarrow \mathbf{x}^1 \rightarrow \dots \rightarrow \mathbf{x}^\kappa = \mathbf{x}^*$, with each step satisfying detailed balance with respect to π^* . This provides an opportunity for \mathbf{x}^* to move closer to the mode of π^* (and therefore π) than \mathbf{x}' . The move from \mathbf{x} in model \mathcal{M}_k to the final state \mathbf{x}^* in model $\mathcal{M}_{k'}$ (with density $\pi(\mathbf{x}^*)$)

is finally accepted with probability

$$\alpha(\mathbf{x}, \mathbf{x}^*) = \min \left\{ 1, \frac{\pi(\mathbf{x}^*)\pi^*(\mathbf{x}')q(k' \rightarrow k)}{\pi(\mathbf{x})\pi^*(\mathbf{x}^*)q(k \rightarrow k')q_{d_{k \rightarrow k'}}(\mathbf{u})} \left| \frac{\partial g_{k \rightarrow k'}(\mathbf{x}, \mathbf{u})}{\partial(\mathbf{x}, \mathbf{u})} \right| \right\}.$$

The implied reverse move from model $\mathcal{M}_{k'}$ to model \mathcal{M}_k is conducted by taking the κ moves with respect to π^* first, followed by the dimension changing move.

Various extensions can easily be incorporated into this framework, such as using a sequence of π^* distributions, resulting in a slightly modified acceptance probability expression. For instance, the standard simulated annealing framework, Kirkpatrick (1984), provides an example of a sequence of distributions which encourage moves towards posterior mode. Clearly the choice of the distribution π^* can be crucial to the success of this strategy. As with all multi-step proposals, increased computational overheads are traded for potentially enhanced between-model mixing.

1.4 Convergence assessment

Under the assumption that an acceptably efficient method of constructing a reversible jump sampler is available, one obvious pre-requisite to inference is that the Markov chain converges to its equilibrium state. Even in fixed dimension problems, theoretical convergence bounds can be difficult to generalise (Hobert and Jones, 2001; Rosenthal, 1995). In the absence of such theoretical results, convergence diagnostics based on empirical statistics computed from the sample path of multiple chains are often the only available tool. An obvious drawback of the empirical approach is that such diagnostics invariably fail to detect a lack of convergence when parts of the target distribution are missed entirely by all replicate chains. Accordingly, these are necessary rather than sufficient indicators of chain convergence. See Cowles and Carlin (1996), Roy (2020), Flegal and Gong (2015), Vats et al. (2019) for comparative reviews and some recent advances under fixed dimension MCMC.

The reversible jump sampler generates additional problems in the design of suitable empirical diagnostics, since most of these depend on the identification of suitable scalar statistics

of the parameters sample paths. However, in the multi-model case, these statistics may no longer retain the same interpretation. In addition, convergence is not only required within each of a potentially large number of models, but also across models with respect to posterior model probabilities.

One obvious approach would be the implementation of independent sub-chain assessments, both within-models and for the model indicator $k \in \mathcal{K}$. With focus purely on model selection, Brooks et al. (2003b) propose various diagnostics based on the sample-path of the model indicator, k , including non-parametric hypothesis tests such as the χ^2 and Kolmogorov-Smirnov tests. In this manner, distributional assumptions of the models (but not the statistics) are circumvented at the price of associating marginal convergence of k with convergence of the full posterior density.

Brooks and Giudici (2000) propose the monitoring of functionals of parameters which retain their interpretations as the sampler moves between models. The deviance is suggested as a default choice in the absence of superior alternatives. A two-way ANOVA decomposition of the variance of such a functional is formed over multiple chain replications, from which the potential scale reduction factor (PSRF) (Gelman and Ruben, 1992) can be constructed and monitored. Castelloe and Zimmerman (2002) extend this approach firstly to an unbalanced (weighted) two-way ANOVA, to prevent the PRSF being dominated by a few visits to rare models, with the weights being specified in proportion to the frequency of model visits. Castelloe and Zimmerman (2002) also extend their diagnostic to the multivariate (MANOVA) setting on the observation that monitoring several functionals of marginal parameter subsets is more robust than monitoring a single statistic. This general method is clearly reliant on the identification of useful statistics to monitor, but is also sensitive to the extent of approximation induced by violations of the ANOVA assumptions of independence and normality.

Sisson and Fan (2007) propose diagnostics when the underlying model can be formulated in the marked point process framework (Diggle, 1983; Stephens, 2000). For example, a mixture of an unknown number of univariate normal densities (Equation 1.1.5) can be represented as a set of k events $\xi_j = (w_j, \mu_j, \sigma_j^2)$, $j = 1, \dots, k$, in a region $A \subset \mathcal{R}^3$. Given

a reference point $v \in A$, in the same space as the events ξ_j (e.g. $v = (\omega, \mu, \sigma^2)$), then the point-to-nearest-event distance, y , is the distance from the point (v) to the nearest event (ξ_j) in A with respect to some distance measure. One can evaluate distributional aspects of the events $\{\xi_j\}$, through y , as observed from different reference points v . A diagnostic can then be constructed based on comparisons between empirical distribution functions of the distances y , constructed from Markov chain sample-paths. Intuitively, as the Markov chains converge, the distribution functions for y constructed from replicate chains should be similar.

This approach permits the direct comparison of full parameter vectors of varying dimension and, as a result, naturally incorporates a measure of across model convergence. Due to the manner of their construction, Sisson and Fan (2007) are able to monitor an arbitrarily large number of such diagnostics. However, while this approach may have some appeal, it is limited by the need to construct the model in the marked point process setting. Common models which may be formulated in this framework include finite mixture, change point and regression models.

Example: Convergence assessment for finite mixture univariate Normals

We consider the reversible jump sampler of Richardson and Green (1997) implementing a finite mixture of Normals model (Equation 1.1.5) using the enzymatic activity dataset (Figure 1.1(b)). For the purpose of assessing performance of the sampler, we implement five independent sampler replications of length 400,000 iterations.

Figure 1.3 (a,b) illustrates the diagnostic of Brooks et al. (2003b) which provides a test for between-chain convergence based on posterior model probabilities. The pairwise Kolmogorov-Smirnov and χ^2 (all chains simultaneously) tests assume independent realisations. Based on the estimated convergence rate, Brooks et al. (2003b), we retain every 400th iteration to obtain approximate independence. The Kolmogorov-Smirnov statistic cannot reject immediate convergence, with all pairwise chain comparisons well above the critical value of 0.05. The χ^2 statistic cannot reject convergence after the first 10,000 iterations.

Figure 1.3 (c) illustrates the two multivariate PSRF's of Castelloe and Zimmerman (2002) using the deviance as the default statistic to monitor. The solid line shows the ratio of

between- and within-chain variation; the broken line indicates the ratio of within-model variation, and the within-model, within-chain variation. The mPSRF's rapidly approach 1, suggesting convergence, beyond 166,000 iterations. This is supported by the independent analysis of Brooks and Giudici (2000) who demonstrate evidence for convergence of this sampler after around 150,000 iterations, although they caution that their chain lengths of only 200,000 iterations were too short for certainty.

Figure 1.3 (d), adapted from Sisson and Fan (2007), illustrates the PSRF of the distances from each of 100 randomly chosen reference points to the nearest model components, over the five replicate chains. Up to around 100,000 iterations, between-chain variation is still reducing; beyond 300,000 iterations, differences between the chains appear to have stabilised. The intervening iterations mark a gradual transition between these two states. This diagnostic appears to be the most conservative of those presented here.

This example highlights that empirical convergence assessment tools often give varying estimates of when convergence may have been achieved. As a result, it may be prudent to follow the most conservative estimates in practice. While it is undeniable that the benefits for the practitioner in implementing reversible jump sampling schemes are immense, it is arguable that the practical importance of ensuring chain convergence is often overlooked. However, it is also likely that current diagnostic methods are insufficiently advanced to permit a more rigorous default assessment of sampler convergence.

1.5 Model choice and Bayes factors

Bayesian model selection is canonically implemented using estimates of Bayes Factors (Kass and Raftery, 1995). It is usually the case that more than one model provides useful statistical inference, and in such cases one can take expectations against a collection of models, weighted by their posterior probabilities. This is known as *Bayesian model averaging* (Hoeting et al.,

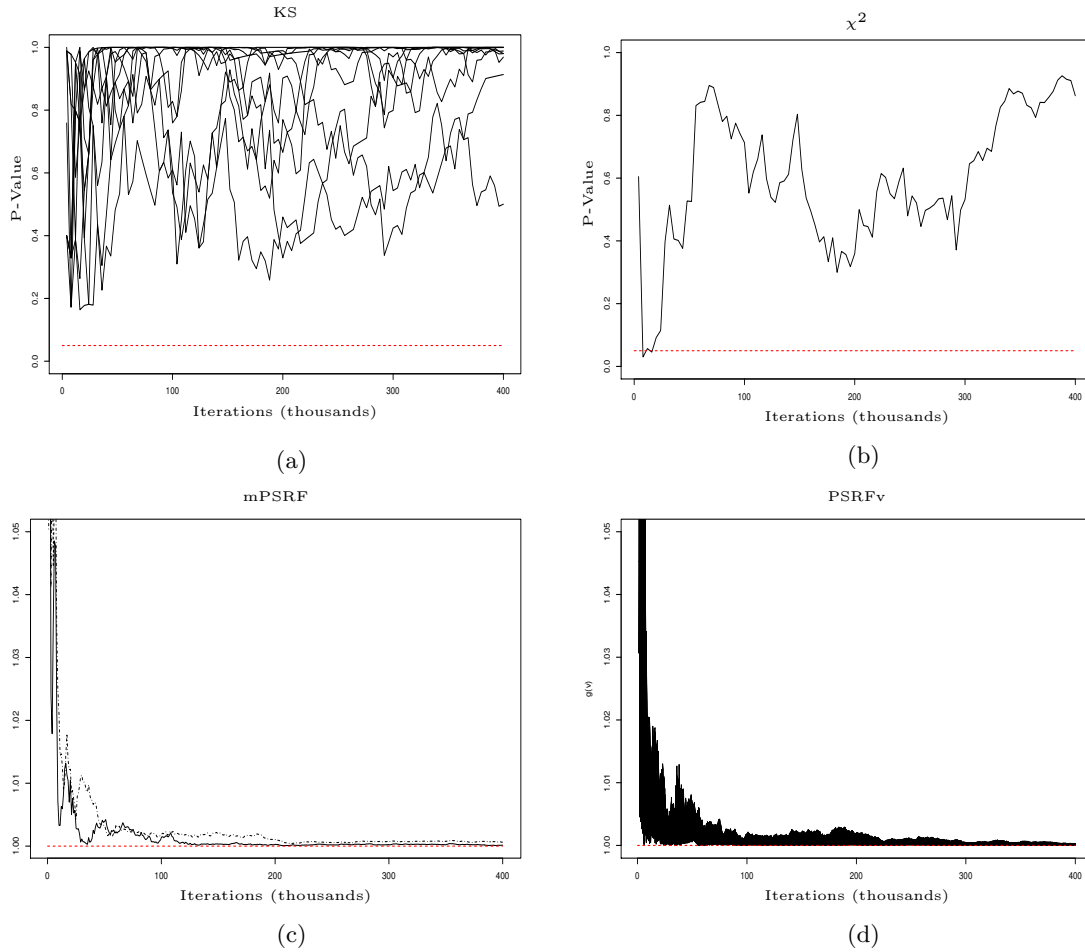


Figure 1.3: Convergence assessment for the enzymatic activity dataset. Plots (a) Kolmogorov-Smirnov and (b) χ^2 tests of Brooks et al. (2003b). Horizontal line denotes an $\alpha = 0.05$ significance level for test of different sampling distributions. Plots (c) multivariate PSRF's of Castelloe and Zimmerman (2002) and (d) PSRFv's of Sisson and Fan (2007). Horizontal lines denote the value of each statistic under equal sampling distributions.

1999) where, given a quantity of interest Δ , the posterior given data \mathcal{D} is

$$\pi(\Delta|\mathcal{D}) = \sum_{k \in \mathcal{K}} \pi(\Delta|k, \mathcal{D})\pi(k|\mathcal{D}),$$

which is the average of the conditional posteriors of Δ weighted by the posterior model probabilities $\pi(k|\mathcal{D})$.

One of the useful by-products of the reversible jump sampler, is the ease with which Bayes factors can be estimated. Explicitly expressing marginal or predictive densities of \mathcal{D} under

model \mathcal{M}_k as

$$m_k(\mathcal{D}) = \int_{\mathcal{R}^{n_k}} L(\mathcal{D}|k, \boldsymbol{\theta}_k) p(\boldsymbol{\theta}_k|k) d\boldsymbol{\theta}_k,$$

the normalised posterior probability of model \mathcal{M}_k is given by

$$p(k|\mathcal{D}) = \frac{p(k)m_k(\mathcal{D})}{\sum_{k' \in \mathcal{K}} p(k')m_{k'}(\mathcal{D})} = \left(1 + \sum_{k' \neq k} \frac{p(k')}{p(k)} B_{k',k} \right)^{-1},$$

where $B_{k',k} = m_{k'}(\mathcal{D})/m_k(\mathcal{D})$ is the Bayes factor of model $\mathcal{M}_{k'}$ to \mathcal{M}_k , and $p(k)$ is the prior probability of model \mathcal{M}_k . For a discussion of Bayesian model selection techniques, see Chipman et al. (2001), Berger and Pericchi (2001), Kass and Raftery (1995), Ghosh and Samanta (2001), Berger and Pericchi (2004), Barbieri and Berger (2004). A usual estimator of the posterior model probability, $p(k|\mathcal{D})$, is given by the proportion of chain iterations the reversible jump sampler spent in model \mathcal{M}_k .

1.5.1 Bayes factor via reversible jump

When the number of candidate models $|\mathcal{M}|$ is large, the use of reversible jump MCMC algorithms to evaluate Bayes factors raises issues of efficiency. Suppose that model \mathcal{M}_k accounts for a large proportion of posterior mass. In attempting a between-model move from model \mathcal{M}_k , the reversible jump algorithm will tend to persist in this model and visit others models rarely. Consequently, estimates of Bayes factors based on model-visit proportions will tend to be inefficient (Han and Carlin, 2001).

Bartolucci et al. (2006) propose enlarging the parameter space of the models under comparison with the same auxiliary variables, $\mathbf{u} \sim q_{d_k \rightarrow k'}(\mathbf{u})$ and $\mathbf{u}' \sim q_{d_{k'} \rightarrow k}(\mathbf{u}')$ (see Equation 1.2.2), defined under the between-model transitions, so that the enlarged spaces, $(\boldsymbol{\theta}_k, \mathbf{u})$ and $(\boldsymbol{\theta}_{k'}, \mathbf{u}')$, have the same dimension. In this setting, an extension to the Bridge estimator for the estimation of the ratio of normalising constants of two distributions (Meng and Wong, 1996) can be used, by integrating out the auxiliary random process (i.e. \mathbf{u} and \mathbf{u}') involved in the between-model moves. Accordingly, the Bayes factor of model $\mathcal{M}_{k'}$ to \mathcal{M}_k can be

estimated using the reversible jump acceptance probabilities as

$$\hat{B}_{k',k} = \frac{\sum_{j=1}^{J_k} \alpha^{(j)}[(k, \boldsymbol{\theta}_k), (k', \boldsymbol{\theta}'_{k'})]/J_k}{\sum_{j=1}^{J_{k'}} \alpha^{(j)}[(k', \boldsymbol{\theta}'_{k'}), (k, \boldsymbol{\theta}_k)]/J_{k'}}$$

where $\alpha^{(j)}[(k, \boldsymbol{\theta}_k), (k', \boldsymbol{\theta}'_{k'})]$ is the acceptance probability (Equation 1.2.2) of the j -th attempt to move from model \mathcal{M}_k to $\mathcal{M}_{k'}$, and where J_k and $J_{k'}$ are the number of proposed moves from model \mathcal{M}_k to $\mathcal{M}_{k'}$ and vice versa during the simulation. Further manipulation is required to estimate $B_{k',k}$ if the sampler does not jump between models \mathcal{M}_k and $\mathcal{M}_{k'}$ directly (Bartolucci et al., 2006). This approach can provide a more efficient way of postprocessing reversible jump MCMC with minimal computational effort.

1.5.2 Bayes factors via transdimensional annealed importance sampling

An alternative approach developed by Karagiannis and Andrieu (2013) adopts the annealed importance sampling paradigm to generate a path between \mathcal{M}_k and $\mathcal{M}_{k'}$ that will yield the Bayes factor estimate $\hat{B}_{k',k}$. It is a natural extension to apply a resampling step in the vein of sequential Monte Carlo (SMC), as discussed in Zhou et al. (2016) and explored further in Everitt et al. (2020).

For ease of exposition, we adopt notation to decompose the diffeomorphism $g_{k \rightarrow k'}$ into constituent components $\boldsymbol{\theta}'_{k'} \leftarrow g_{k \rightarrow k'}^{\boldsymbol{\theta}}(\boldsymbol{\theta}_k, \mathbf{u})$ and $\mathbf{u}' \leftarrow g_{k \rightarrow k'}^{\mathbf{u}}(\boldsymbol{\theta}_k, \mathbf{u})$. For a given sequence of monotonically increasing temperatures $0 = \gamma_0 < \dots < \gamma_T = 1$, the unnormalised annealed target distribution is

$$\eta_{t,k \rightarrow k'}(\boldsymbol{\theta}'_{k'}, \mathbf{u}') = \left[\pi(\boldsymbol{\theta}_{k'} | k', \mathcal{D}), q_{d_{k' \rightarrow k}}(\mathbf{u}') \right]^{\gamma_t} \left[\pi(g_{k' \rightarrow k}^{\boldsymbol{\theta}}(\boldsymbol{\theta}_{k'} | k, \mathcal{D}) q_{d_{k \rightarrow k'}}(g_{k' \rightarrow k}^{\mathbf{u}}(\mathbf{u}')) \left| \frac{\partial g_{k' \rightarrow k}(\boldsymbol{\theta}'_{k'}, \mathbf{u}')}{(\boldsymbol{\theta}'_{k'}, \mathbf{u}')} \right| \right]^{1-\gamma_t}.$$

Given a proposed model $k' \sim q$, particles are transformed via $\boldsymbol{\theta}'_{k'}, \mathbf{u}' \leftarrow g_{k \rightarrow k'}(\boldsymbol{\theta}_k, \mathbf{u})$, $\mathbf{u} \sim q_{d_{k \rightarrow k'}}$. For notational convenience, we write the incremental Bayes factor estimate at step t as $\hat{B}_{t,k \rightarrow k'}$. For the initial temperature $\gamma_0 = 0$, initial normalised weights of particles are

set to $W_0^{(i)} = N^{-1} \forall i = 1, \dots, N$ and the initial Bayes factor estimate is set to $\widehat{B}_{0, k \rightarrow k'} = 1$. Then, over the sequence of temperatures $\{\gamma_t\}_{t=1}^T$ the weight update for the i^{th} -particle is

$$w_t^{(i)} = W_{t-1}^{(i)} \frac{\eta_{t, k \rightarrow k'}(\boldsymbol{\theta}_{k'}^{(i)}, \mathbf{u}^{(i)})}{\eta_{t-1, k \rightarrow k'}(\boldsymbol{\theta}_{k'}^{(i)}, \mathbf{u}^{(i)})}.$$

After updating each weight for step t , the Bayes factor estimate is updated to be

$$\widehat{B}_{t, k \rightarrow k'} \leftarrow \widehat{B}_{t-1, k \rightarrow k'} \sum_{i=1}^N w_t^{(i)}.$$

Weights are then normalised via $W_t^{(i)} \leftarrow w_t^{(i)} / \sum_{j=1}^N w_t^{(j)}$, and for the SMC variants of this annealing procedure, resampling is conducted using these normalised weights. Lastly, particles are diversified via a $\eta_{t, k \rightarrow k'}$ -invariant MCMC kernel before incrementing $t \leftarrow t + 1$ and repeating for the remaining $\gamma_{\geq t}$ temperatures.

1.6 Multi-model sampling: beyond reversible jump

Several alternative multi-model sampling methods are available. Some of these are closely related to the reversible jump MCMC algorithm, or include reversible jump as a special case.

1.6.1 Transdimensional piecewise deterministic Markov processes

MCMC methods canonically operate by obtaining point samples of a target distribution. An alternative to this approach, called piecewise deterministic Markov processes (PDMPs) (Costa and Dufour, 2008; Davis, 1984), instead characterises a target distribution π on support $\mathcal{Z} = \mathcal{X} \times \mathcal{V}$, where $\mathcal{X} \subseteq \mathcal{R}^d$ and \mathcal{V} is a space of auxiliary variables, using deterministic *trajectories* (or flows), denoted $\phi(dt, \mathbf{z})$ where $\mathbf{z} \in \mathcal{Z}$ is the initial state and t is time. A piecewise deterministic Markov process $Z(t)$ is defined by the choice of ϕ , a set of random times T_1, T_2, \dots at which the process jumps (usually exponentially distributed with rate $\lambda(Z(t))$), and finally a measure $Q(\mathbf{z}, d\mathbf{z}')$ which defines how the process moves from $\mathbf{z} \in \mathcal{Z}$

to $\mathbf{z}' \in \mathcal{Z}$ at each jump time. The key feature is that the dynamics of ϕ are deterministic between jumps, whereby simulation from the PDMP is generally

$$\begin{aligned} Z(t) &= \phi(t - T_i, Z(T_i)), \quad \text{for } T_i \leq t < T_{i+1} \\ Z(T_{i+1}) &\sim Q(Z(T_i), \cdot). \end{aligned}$$

A popular PDMP sampler is the Zig-Zag process (Bierkens et al., 2019), denoted $Z(t) = (X(t), \varphi(t))$ and defined on the augmented state space $\mathcal{Z} = \mathcal{X} \times \{-1, 1\}^d$, $\mathcal{X} \subseteq \mathcal{R}^d$, that incorporates a “velocity” $\varphi(t) \in \{-1, 1\}^d$. The jump mechanism $Q((\mathbf{x}, \varphi), (d\mathbf{x}', d\varphi')) = \delta_{\mathbf{x}}(d\mathbf{x}') \times \delta_{\text{Flip}(\varphi)}(d\varphi')$ component-wise flips the sign of the velocity at the jump time. The jump rate is $\lambda(\mathbf{x}, \varphi(t)) = \max(0, -\varphi(t) \cdot \nabla \log \pi(\mathbf{x}))$, effectively ensuring that the process reflects off the level sets of π .

Motivated by the application of PDMPs to transdimensional problems such as variable selection, where the support of π over all models $\mathcal{M}_1, \mathcal{M}_2, \dots$, indexed by k , is $\mathcal{X} = \cup_k \mathcal{X}_k$, Chevallier et al. (2022) present a reversible jump formulation that naturally extends the piecewise deterministic approach with reversible deterministic transitions between models. By way of example, we will examine a reversible jump Zig-Zag (RJZZ) process on a variable selection model, where a jump between models is written such that model \mathcal{M}_j is obtained by removing one variable from the support of model \mathcal{M}_i . In this case, the RJZZ process has a between-model jump mechanism $Q_{j,i}$ that is triggered when a trajectory $Z_i(t)$ (the process in model \mathcal{M}_i) intersects with a zero axis. The process will jump to the model \mathcal{M}_j (the model with this variable removed) via $Q_{j,i}$ setting the velocity to zero for this variable, which causes it to remain at zero and for the process to stay in model \mathcal{M}_j . The velocity for this variable is reintroduced by simulating uniformly from $\{-1, 1\}$, and the rate at which a component velocity is reintroduced follows similar conditions to the RJMCMC framework.

Since the piecewise trajectories are continuous-time, the RJZZ process will hit zero exactly with a probability of 1 for variables with low support, making reversible moves over models a much more straightforward process than for Hamiltonian Monte Carlo and other gradient-based samplers where the discrete leapfrog trajectory will skip over the zero axis. Figure 1.4 shows an example of the RJZZ process on a 2-variable logistic regression model, where

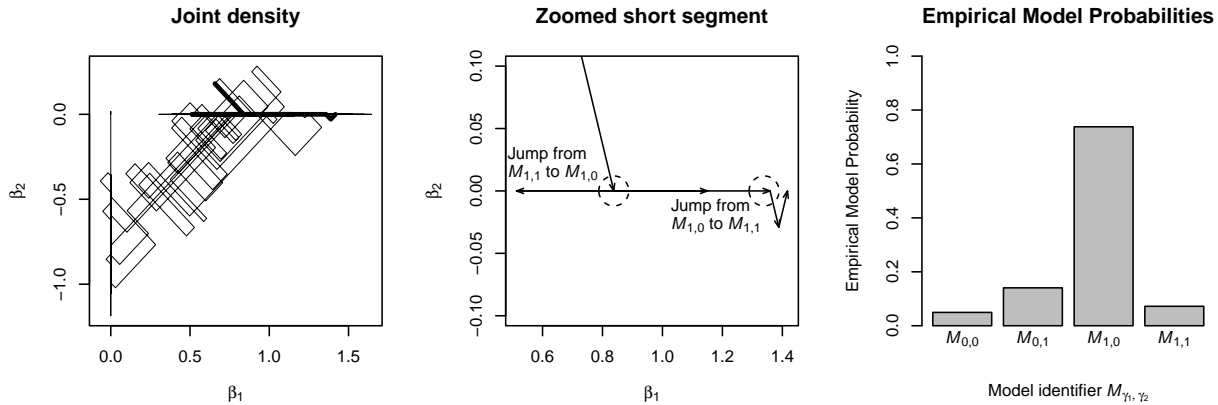


Figure 1.4: *Left*: Joint posterior samples for a reversible-jump Zig-Zag process (Chevallier et al., 2022) run for 500 iterations on a 2-variable logistic model, where β_1, β_2 denotes the coefficient of the two variables. When the process is in model $M_{1,0}$ or model $M_{0,1}$, the process samples 1D as visualised by the horizontal and vertical lines respectively, and model $M_{1,1}$ is visualised by the 2D zig-zag trajectory. *Centre*: A zoomed segment of 6 piecewise trajectories from the joint density (shown in **bold** in the left plot) showing the jumps from models $M_{1,1}$ to $M_{1,0}$. *Right*: The empirical model probabilities of each model ($M_{0,0}$, $M_{0,1}$, $M_{1,0}$, and $M_{1,1}$) derived from the time (i.e. length of the trajectory) the process spends in each model.

the competing models are denoted by $\mathcal{M}_{\gamma_1, \gamma_2}$, where $\gamma_1, \gamma_2 \in (0, 1)$ are variable inclusion indicators such that for example $\mathcal{M}_{0,1}$ denotes the model with only the second covariate, and so forth.

A related method, called the sticky PDMP (Bierkens et al., 2023), differs from the reversible jump PDMP approach by allowing non-reversible model jumps. For the above variable selection scenario, the main difference is that the sticky PDMP sampler remembers the velocity of a component when it is re-introduced back into the current state rather than randomly sampling it.

1.6.2 Jump diffusion

Before the development of the reversible jump sampler, Grenander and Miller (1994) proposed a sampling strategy based on continuous time jump-diffusion dynamics. This process combines jumps between models at random times, and within-model updates based on a diffusion process according to a Langevin stochastic differential equation indexed by time, t ,

satisfying

$$d\boldsymbol{\theta}_k^t = dB_k^t + \frac{1}{2} \nabla \log \pi(\boldsymbol{\theta}_k^t, k | \mathcal{D}) dt$$

where dB_k^t denotes an increment of Brownian motion, and ∇ the vector of partial derivatives.

The probability of jumping out of a model \mathcal{M}_k , is specified through a jump intensity $q((\boldsymbol{\theta}_k, k) \rightarrow (\boldsymbol{\theta}'_{k'}, k'))$. To decide when to jump, the marginal jump intensity is calculated (marginalising over $\boldsymbol{\theta}'_{k'}$ and k') and the random jump times can be sampled by generating unit exponential random variables. Detailed balance conditions are satisfied by choosing the appropriate jump intensity to ensure the correct target for the stationary distribution.

This method has found some application in signal processing and other Bayesian analyses (Miller et al., 1995; Phillips and Smith, 1996), but has in general been superseded by the more accessible reversible jump sampler. In practice, the continuous-time diffusion must be approximated by a discrete-time simulation. If the time-discretisation is corrected for via a Metropolis-Hastings acceptance probability, the jump-diffusion sampler actually results in an implementation of reversible jump MCMC (Besag, 1994).

Recently in machine learning, generative models based on diffusion processes have shown great performance on wide range of problems (Yang et al., 2023). These models define a forward diffusion process that corrupts data to noise and then a backward generative process that generates new data from noise. When the dimension of the data vary, Campbell et al. (2023) proposed a transdimensional generative model based on jump diffusions. In the forward process, a jump step destroys dimensions and in the backward step, dimensions are added by the jumps.

1.6.3 Product space formulations

As an alternative to samplers designed for implementation on unions of model spaces, $\Theta = \bigcup_{k \in \mathcal{K}} (\{k\}, \mathcal{R}^{n_k})$, “super-model” product-space frameworks have been developed, with a state space given by $\Theta^* = \otimes_{k \in \mathcal{K}} (\{k\}, \mathcal{R}^{n_k})$. This setting encompasses all model spaces jointly, so that a sampler needs to simultaneously track $\boldsymbol{\theta}_k$ for all $k \in \mathcal{K}$. The composite parameter

vector, $\boldsymbol{\theta}^* \in \Theta^*$, consisting of a concatenation of all parameters under all models, is of fixed-dimension, thereby circumventing the necessity of between-model transitions. Clearly, product-space samplers are limited to situations where the dimension of $\boldsymbol{\theta}^*$ is computationally feasible. Carlin and Chib (1995) propose a posterior distribution for the composite model parameter and model indicator given by

$$\pi(k, \boldsymbol{\theta}^* | \mathcal{D}) \propto L(\mathcal{D} | k, \boldsymbol{\theta}_{\mathcal{I}_k}^*) p(\boldsymbol{\theta}_{\mathcal{I}_k}^* | k) p(\boldsymbol{\theta}_{\mathcal{I}_{-k}}^* | \boldsymbol{\theta}_{\mathcal{I}_k}^*, k) p(k),$$

where \mathcal{I}_k and \mathcal{I}_{-k} are index sets respectively identifying and excluding the parameters $\boldsymbol{\theta}_k$ from $\boldsymbol{\theta}^*$. Here $\mathcal{I}_k \cap \mathcal{I}_{k'} = \emptyset$ for all $k \neq k'$, so that the parameters for each model are distinct. It is easy to see that the term $p(\boldsymbol{\theta}_{\mathcal{I}_{-k}}^* | \boldsymbol{\theta}_{\mathcal{I}_k}^*, k)$, called a “pseudo-prior” by Carlin and Chib (1995), has no effect on the joint posterior $\pi(k, \boldsymbol{\theta}_{\mathcal{I}_k}^* | \mathcal{D}) = \pi(k, \boldsymbol{\theta}_k | \mathcal{D})$, and its form is usually chosen for convenience. However, poor choices may affect the efficiency of the sampler (Godsill, 2003; Green, 2003).

Godsill (2001) proposes a further generalisation of the above by relaxing the restriction that $\mathcal{I}_k \cap \mathcal{I}_{k'} = \emptyset$ for all $k \neq k'$. That is, individual model parameter vectors are permitted to overlap arbitrarily, which is intuitive for, say, nested models. This framework can be shown to encompass the reversible jump algorithm, in addition to the setting of Carlin and Chib (1995). In theory this allows for direct comparison between the three samplers, although this has not yet been fully examined. However, one clear point is that the information contained within $\boldsymbol{\theta}_{\mathcal{I}_{-k}}^*$ would be useful in generating efficient between-model transitions when in model \mathcal{M}_k , under a reversible jump sampler. This idea is exploited by Brooks et al. (2003c).

1.6.4 Point process formulations

A different perspective on the multi-model sampler is based on spatial birth-and-death processes (Preston, 1977; Ripley, 1977). Stephens (2000) observed that particular multi-model statistical problems can be represented as continuous time, marked point processes (Geyer and Møller, 1994). (The RJMCMC convergence diagnostic of Sisson and Fan, 2007, is directly applicable here; see Section 1.4). One obvious setting is finite mixture modelling (Equation

1.1.5) where the birth and death of mixture components, ϕ_j , indicate transitions between models. The sampler of Stephens (2000) may be interpreted as a particular continuous time, limiting version of a sequence of reversible jump algorithms (Cappé et al., 2003).

A number of illustrative comparisons of the reversible jump, jump-diffusion, product space and point process frameworks can be found in the literature. See, for example, Andrieu et al. (2001), Dellaportas et al. (2002), Carlin and Chib (1995), Godsill (2003, 2001), Cappé et al. (2003) and Stephens (2000).

1.6.5 Multi-model optimisation

The reversible jump MCMC sampler may be utilised as the underlying random mechanism within a stochastic optimisation framework, given its ability to traverse complex spaces efficiently (Andrieu et al., 2000; Brooks et al., 2003a). In a simulated annealing setting, the sampler would define a stationary distribution proportional to the Boltzmann distribution

$$\mathcal{B}_T(k, \boldsymbol{\theta}_k) \propto \exp\{-f(k, \boldsymbol{\theta}_k)/T\},$$

where $T \geq 0$ and $f(k, \boldsymbol{\theta}_k)$, is a model-ranking function to be minimised. A stochastic annealing framework will then decrease the value of T according to some schedule while using the reversible jump sampler to explore function space. Assuming adequate chain mixing, as $T \rightarrow 0$ the sampler and the Boltzmann distribution will converge to a point mass at $(k^*, \boldsymbol{\theta}_{k^*}^*) = \arg \max f(k, \boldsymbol{\theta}_k)$. Specifications for the model-ranking function may include the AIC or BIC (King and Brooks, 2004; Sisson and Fan, 2009), the posterior model probability (Clyde, 1999) or a non-standard loss function defined on variable-dimensional space (Sisson and Hurn, 2004) for the derivation of Bayes rules.

1.6.6 Multi-model population MCMC

The population Markov chain Monte Carlo method (Liang and Wong, 2001; Liu, 2001) may be extended to the reversible jump setting (Jasra et al., 2007). Motivated by simulated

annealing (Geyer and Thompson, 1995), N parallel reversible jump samplers are implemented targetting a sequence of related distributions $\{\pi_i\}, i = 1, \dots, N$, which may be tempered versions of the distribution of interest, $\pi_1 = \pi(k, \boldsymbol{\theta}_k | \mathcal{D})$. The chains are allowed to interact, in that the states of any two neighbouring (in terms of the tempering parameter) chains may be exchanged, thereby improving the mixing across the population of samplers both within and between models. Jasra et al. (2007) demonstrate superior convergence rates over a single reversible jump sampler. For samplers that make use of tempering or parallel simulation techniques, Gramacy et al. (2010) propose efficient methods of utilising samples from all distributions (i.e. including those not from π_1) using importance weights, for the calculation of given estimators.

1.6.7 Multi-model sequential Monte Carlo

The idea of running multiple samplers over a sequence of related distributions may also be considered under a sequential Monte Carlo framework (Del Moral et al., 2006). A naive implementation proceeds by simply using an RJMCMC kernel in the mutation step, as explored in Andrieu et al. (1999), but this can result in a highly variable posterior depending on the combination of prior and intermediate distributions used. Jasra et al. (2008) propose implementing N separate SMC samplers, each targeting a different subset of model-space. At some stage the samplers are allowed to interact and are combined into a single sampler. This approach permits more accurate exploration of models with lower posterior model probabilities than would be possible under a single sampler. As with population MCMC methods, the benefits gained in implementing N samplers must be weighed against the extra computational overheads.

1.7 Some discussion and future directions

Given the degree of complexity associated with the implementation of reversible jump MCMC, a major focus for future research is in designing simple, yet efficient samplers, with the ultimate goal of automation. Several authors have provided new insight on the

reversible jump sampler which may contribute towards achieving such goals. For example, Keith et al. (2004) present a generalised Markov sampler, and in a similar vein Neklyudov et al. (2020) present a generalised “involutive” MCMC framework, both of which include the reversible jump sampler as a special case. Petris and Tardella (2003) demonstrate a geometric approach for sampling from nested models, formulated by drawing from a fixed-dimension auxiliary continuous distribution on the largest model subspace, and then using transformations to recover model-specific samples.

An alternative way of increasing sampler efficiency would be to explore the ideas introduced in adaptive MCMC. As with standard MCMC, any adaptations must be implemented with care – transition kernels dependent on the entire history of the Markov chain can only be used under diminishing adaptation conditions (Haario et al., 2001; Roberts and Rosenthal, 2009). Alternative schemes permit modification of the proposal distribution at regeneration times, when the next state of the Markov chain becomes completely independent of the past (Brockwell and Kadane, 2005; Gilks et al., 1998). Under the reversible jump framework, regeneration can be naturally achieved by incorporating an additional model, from which independent samples can be drawn. Under any adaptive scheme, however, consideration needs to be given to how best to make use of historical chain information. One approach could be the use of transports (Davies et al., 2023) which can be learned during an MCMC burn-in, forgoing the need for pilot runs that were previously required for adaptive proposals based on mixture models. Additionally, efficiency gains through adaptations should naturally outweigh the costs of handling chain history and modification of the proposal mechanisms.

There has been recent interest in sampling over very large model spaces such as those used for architecture selection in Bayesian neural network models (Berezowski et al., 2022), and in the presence of very large data sets, the use of stochastic gradients in single model inference (Chen et al., 2014; Welling and Teh, 2011) is yet to be fully explored in a multi-model setting. However, as an alternative to traditional sampling approaches, transdimensional PDMP methods naturally lend themselves to the use of stochastic gradients (Bierkens et al., 2023; Chevallier et al., 2022) and are competitive in the context of very large model spaces.

Finally, two areas remain under-developed in the context of reversible jump simulation.

The first of these is perfect simulation, which provides an MCMC framework for producing samples exactly from the target distribution, circumventing convergence issues entirely (Propp and Wilson, 1996). Some tentative steps have been made in this area (Brooks et al., 2006). Secondly, while the development of approximate Bayesian inference or “likelihood-free” MCMC has received much recent attention (Sisson et al., 2018), implementing the sampler in the multi-model setting remains a challenging problem, in terms of both computational efficiency and bias of posterior model probabilities.

Acknowledgments

This work was supported by the Australian Research Council (including DP230102070) and the CSIRO Future Science Platform on Machine Learning and Artificial Intelligence.

Bibliography

- Al-Awadhi, F., Hurn, M. A., and Jennison, C. (2004). Improving the acceptance rate of reversible jump MCMC proposals. *Statistics and Probability Letters*, 69:189 – 198.
- Andrieu, C., De Freitas, J., and Doucet, A. (2000). Reversible jump MCMC simulated annealing for neural networks. In *Uncertainty in Artificial Intelligence*, pages 11 – 18. Morgan Kaufmann.
- Andrieu, C., De Freitas, N., and Doucet, A. (1999). Sequential MCMC for Bayesian model selection. In *Proceedings of the IEEE Signal Processing Workshop on Higher-Order Statistics. SPW-HOS '99*, pages 130–134, Caesarea, Israel. IEEE Comput. Soc.
- Andrieu, C., Djurić, P. M., and Doucet, M. (2001). Model selection by MCMC computation. *Signal Processing*, 81:19 – 37.
- Barbieri, M. M. and Berger, J. O. (2004). Optimal predictive model selection. *The Annals of Statistics*, 32:870 – 897.
- Bartolucci, F., Scaccia, L., and Mira, A. (2006). Efficient Bayes factors estimation from reversible jump output. *Biometrika*, 93(1):41 – 52.
- Berezowski, J., Johansen, T. H., Myhre, J. N., and Godtliebsen, F. (2022). Variable depth Bayesian neural networks using reversible jumps. In *2022 IEEE 32nd International Workshop on Machine Learning for Signal Processing (MLSP)*, pages 1–6.
- Berger, J. O. and Pericchi, L. R. (2001). In Lahiri, P., editor, *Model Selection*, volume 38 of *IMS Lecture Notes - Monograph Series*, chapter Objective Bayesian methods for model selection: Introduction and comparison (with discussion), pages 135 – 207.

- Berger, J. O. and Pericchi, L. R. (2004). Training samples in objective Bayesian model selection. *The Annals of Statistics*, 32:841 – 869.
- Besag, J. (1994). Contribution to the discussion of a paper by Grenander and Miller. *Journal of the Royal Statistical Society, B*, 56:591 – 592.
- Bierkens, J., Fearnhead, P., and Roberts, G. (2019). The Zig-Zag process and super-efficient sampling for Bayesian analysis of big data. *The Annals of Statistics*, 47(3):1288 – 1320.
- Bierkens, J., Grazi, S., Meulen, F. V. D., and Schauer, M. (2023). Sticky PDMP samplers for sparse and local inference problems. *Statistics and Computing*, 33(1):8.
- Bolton, A. D. and Heard, N. A. (2018). Malware family discovery using reversible jump mcmc sampling of regimes. *Journal of the American Statistical Association*, 113(524):1490–1502.
- Brockwell, A. E. and Kadane, J. B. (2005). Identification of regeneration times in MCMC simulation, with application to adaptive schemes. *Journal of Computational and Graphical Statistics*, 14(2):436 – 458.
- Brooks, S. P. (1998). Markov chain Monte Carlo method and its application. *The Statistician*, 47:69 – 100.
- Brooks, S. P., Fan, Y., and Rosenthal, J. S. (2006). Perfect forward simulation via simulated tempering. *Communications in Statistics*, 35:683 – 713.
- Brooks, S. P., Friel, N., and King, R. (2003a). Classical model selection via simulated annealing. *Journal of the Royal Statistical Society, B*, 65:503 – 520.
- Brooks, S. P. and Giudici, P. (2000). MCMC convergence assessment via two-way ANOVA. *Journal of Computational and Graphical Statistics*, 9:266 – 285.
- Brooks, S. P., Giudici, P., and Philippe, A. (2003b). On non-parametric convergence assessment for MCMC model selection. *Journal of Computational and Graphical Statistics*, 12:1 – 22.
- Brooks, S. P., Giudici, P., and Roberts, G. O. (2003c). Efficient construction of reversible jump Markov chain Monte Carlo proposal distributions. *Journal of the Royal Statistical Society, B*, 65:3 – 39.

- Campbell, A., Harvey, W., Weilbach, C., Bortoli, V. D., Rainforth, T., and Doucet, A. (2023). Trans-dimensional generative modeling via jump diffusion models. *arXiv preprint arXiv:2305.16261*.
- Cappé, O., Robert, C. P., and Rydén, T. (2003). Reversible jump MCMC converging to birth-and-death MCMC and more general continuous time samplers. *Journal of the Royal Statistical Society, B*, 65:679 – 700.
- Carlin, B. P. and Chib, S. (1995). Bayesian model choice via Markov chain Monte Carlo. *Journal of the Royal Statistical Society, B*, 57:473 – 484.
- Castelloe, J. M. and Zimmerman, D. L. (2002). Convergence assessment for reversible jump MCMC samplers. Technical Report 313, Department of Statistics and Actuarial Science, University of Iowa.
- Chen, F., Lovász, L., and Pak, I. (1999). Lifting Markov chains to speed up mixing. In *Proceedings of the thirty-first annual ACM symposium on Theory of computing - STOC '99*, pages 275–281, Atlanta, Georgia, United States. ACM Press.
- Chen, T., Fox, E., and Guestrin, C. (2014). Stochastic gradient hamiltonian monte carlo. In Xing, E. P. and Jebara, T., editors, *Proceedings of the 31st International Conference on Machine Learning*, volume 32 of *Proceedings of Machine Learning Research*, pages 1683–1691, Beijing, China. PMLR.
- Chevallier, A., Fearnhead, P., and Sutton, M. (2022). Reversible Jump PDMP Samplers for Variable Selection. *Journal of the American Statistical Association*, 0(0):1–13.
- Chipman, H., George, E. I., McCulloch, R. E., Clyde, M., Foster, D. P., and Stine, R. A. (2001). The practical implementation of bayesian model selection. *Lecture Notes-Monograph Series*, 38:65–134.
- Clyde, M. A. (1999). Bayesian model averaging and model search strategies. In Bernardo, J. M., Berger, J. O., Dawid, A. P., and Smith, A. F. M., editors, *Bayesian Statistics 6*, pages 157 – 185. Oxford University Press, Oxford.
- Costa, O. L. and Dufour, F. (2008). Stability and ergodicity of piecewise deterministic markov processes. *SIAM Journal on Control and Optimization*, 47(2):1053–1077.

- Cowles, M. K. and Carlin, B. P. (1996). Markov chain Monte Carlo convergence diagnostics: A comparative review. *Journal of the American Statistical Association*, 91:883 – 904.
- Davies, L., Salomone, R., Sutton, M., and Drovandi, C. (2023). Transport Reversible Jump Proposals. In *Proceedings of The 26th International Conference on Artificial Intelligence and Statistics*, pages 6839–6852. PMLR. ISSN: 2640-3498.
- Davis, M. H. (1984). Piecewise-deterministic markov processes: A general class of non-diffusion stochastic models. *Journal of the Royal Statistical Society: Series B (Methodological)*, 46(3):353–376.
- Del Moral, P., Doucet, A., and Jasra, A. (2006). Sequential Monte Carlo samplers. *Journal of Royal Statistical Society, Series B*, 68:411 – 436.
- Dellaportas, P., Forster, J. J., and Ntzoufras, I. (2002). On Bayesian model and variable selection using MCMC. *Statistics and Computing*, 12:27 – 36.
- Dellaportas, P. and Papageorgiou, I. (2006). Multivariate mixtures of normals with unknown number of components. *Statistics and Computing*, 16:57 – 68.
- Demetris Lamnisis, J. E. G. and Steel, M. F. J. (2009). Transdimensional sampling algorithms for Bayesian variable selection in classification problems with many more variables than observations. *Journal of Computational and Graphical Statistics*, 18(3):592–612.
- Denison, D. G. T., Mallick, B. K., and Smith, A. F. M. (1998). Automatic Bayesian curve fitting. *Journal of Royal Statistical Society, Series B*, 60:330 – 350.
- Diaconis, P., Holmes, S., and Neal, R. M. (2000). Analysis of a non-reversible Markov chain sampler. *The Annals of Applied Probability*, 10:726 – 752.
- Diggle, P. J. (1983). *Statistical Analysis of Spatial Point Patterns*. Academic Press, London.
- DiMatteo, I., Genovese, C. R., and Kass, R. E. (2001). Bayesian curve-fitting with free-knot splines. *Biometrika*, 88:1055 – 1071.
- Drovandi, C. C., Pettitt, A. N., Henderson, R. D., and McCombe, P. A. (2014). Marginal reversible jump markov chain monte carlo with application to motor unit number estimation. *Computational Statistics and Data Analysis*, 72:128–146.

- Ehlers, R. S. and Brooks, S. P. (2008). Adaptive proposal construction for reversible jump MCMC. *Scandinavian Journal of Statistics*, 35:677 – 690.
- Everitt, R. G., Culliford, R., Medina-Aguayo, F., and Wilson, D. J. (2020). Sequential Monte Carlo with transformations. *Statistics and Computing*, 30(3):663–676.
- Fan, Y. and Brooks, S. P. (2000). Bayesian modelling of prehistoric corbelled domes. *Journal of the Royal Statistical Society, Series D*, 49:339 – 354.
- Fan, Y., Dortet-Bernadet, J.-L., and Sisson, S. A. (2010). On bayesian curve fitting via auxiliary variables. *Journal of Computational and Graphical Statistics*, 19(3):626–644.
- Fan, Y., Peters, G. W., and Sisson, S. A. (2009). Automating and evaluating reversible jump MCMC proposal distributions. *Statistics and Computing*, 19(409).
- Farr, W. M., Mandel, I., and Stevens, D. (2015). An efficient interpolation technique for jump proposals in reversible-jump markov chain monte carlo calculations. *Royal Society open science*, 2(6):150030.
- Flegal, J. M. and Gong, L. (2015). Relative fixed-width stopping rules for markov chain monte carlo simulations. *Statistica Sinica*, 25(2):655–675.
- Forster, J. J., Gill, R. C., and Overstall, A. M. (2012). Reversible jump methods for generalised linear models and generalised linear mixed models. *Stat Comput*, 22:107–120.
- Gabrié, M., Rotskoff, G. M., and Vanden-Eijnden, E. (2022). Adaptive Monte Carlo augmented with normalizing flows. *Proceedings of the National Academy of Sciences*, 119(10):e2109420119. Publisher: Proceedings of the National Academy of Sciences.
- Gagnon, P. and Doucet, A. (2021). Nonreversible jump algorithms for Bayesian nested model selection. *Journal of Computational and Graphical Statistics*, 30(2):312–323.
- Gelman, A. and Ruben, D. B. (1992). Inference from iterative simulations using multiple sequences. *Statistical Science*, 7:457 – 511.
- George, E. I. and McCulloch, R. E. (1993). Variable selection via Gibbs sampling. *Journal of the American Statistical Association*, 88:881 – 889.

- Geyer, C. J. and Møller, J. (1994). Simulation procedures and likelihood inference for spatial point processes. *Scandinavian Journal of Statistics*, 21:359 – 373.
- Geyer, C. J. and Thompson, E. A. (1995). Annealing Markov chain Monte Carlo with applications to ancestral inference. *Journal of the American Statistical Association*, 90:909 – 920.
- Ghosh, J. K. and Samanta, T. (2001). Model selection – An overview. *Current Science*, 80:1135 – 1144.
- Gilks, W. R., Roberts, G. O., and Sahu, S. K. (1998). Adaptive Markov chain Monte Carlo through regeneration. *Journal of the American Statistical Association*, 93:1045 – 1054.
- Godsill, S. (2003). In Green, P. J., Hjort, N. L., and Richardson, S., editors, *Highly Structured Stochastic Systems*, chapter Discussion of Trans-dimensional Markov chain Monte Carlo by P. J. Green, pages 199 – 203. Oxford University Press.
- Godsill, S. J. (2001). On the relationship between Markov chain Monte Carlo methods for model uncertainty. *Journal of Computational and Graphical Statistics*, 10:1 – 19.
- Gramacy, R. B., Samworth, R. J., and King, R. (2010). Importance tempering. *Statistics and Computing*, 20(1-7).
- Green, P. J. (1995). Reversible jump Markov chain Monte Carlo computation and Bayesian model determination. *Biometrika*, 82:711 – 732.
- Green, P. J. (2001). In Barndorff-Nielsen, O. E., Cox, D. R., and Klüppelberg, C., editors, *Complex Stochastic Systems*, number 87 in Monographs on Statistics and Probability, chapter A primer on Markov chain Monte Carlo, pages 1 – 62. Chapman and Hall/CRC.
- Green, P. J. (2003). In Green, P. J., Hjort, N. L., and Richardson, S., editors, *Highly Structured Stochastic Systems*, chapter Trans-dimensional Markov chain Monte Carlo, pages 179 – 198. Oxford University Press.
- Green, P. J. and Mira, A. (2001). Delayed rejection in reversible jump Metropolis-Hastings. *Biometrika*, 88:1035 – 1053.
- Grenander, U. and Miller, M. I. (1994). Representations of knowledge in complex systems. *Journal of the Royal Statistical Society, B*, 56:549 – 603.

- Haario, H., Saksman, E., and Tamminen, J. (2001). An adaptive Metropolis algorithm. *Bernoulli*, 7:223 – 242.
- Han, C. and Carlin, B. P. (2001). MCMC methods for computing Bayes Factors: A comparative review. *Journal of the American Statistical Association*, 96:1122 – 1132.
- Hastie, D. (2004). *Developments in Markov chain Monte Carlo*. PhD thesis, University of Bristol.
- Hastie, T. J. and Tibshirani, R. J. (1990). *Generalised additive models*. Chapman and Hall, London.
- Hastings, W. K. (1970). Monte Carlo sampling methods using Markov chains and their applications. *Biometrika*, 57:59–109.
- Hawkins, R. and Sambridge, M. (2015). Geophysical imaging using trans-dimensional trees. *Geophysical Journal International*, 203(2):972–1000.
- Hobert, J. P. and Jones, G. L. (2001). Honest Exploration of Intractable Probability Distributions via Markov Chain Monte Carlo. *Statistical Science*, 16(4):312 – 334.
- Hoeting, J. A., Madigan, D., Raftery, A. E., and Volinsky, C. T. (1999). Bayesian model averaging: A tutorial (with discussion). *Statistical Science*, 14:382 – 417.
- Holmes, C. C. and Mallick, B. K. (1998). Bayesian radial basis functions of variable dimension. *Neural Comput*, 10(5):1217–1233.
- Jasra, A., Doucet, A., Stephens, D. A., and Holmes, C. (2008). Interacting sequential Monte Carlo samplers for trans-dimensional simulation. *Computational statistics and data analysis*, 52(4):1765 – 1791.
- Jasra, A., Stephens, D. A., and Holmes, C. C. (2007). Population-based reversible jump Markov chain Monte Carlo. *Biometrika*, 94:787–807.
- Karagiannis, G. and Andrieu, C. (2013). Annealed Importance Sampling Reversible Jump MCMC Algorithms. *Journal of Computational and Graphical Statistics*, 22(3):623–648.
- Kass, R. E. and Raftery, A. E. (1995). Bayes factors. *Journal of the American Statistical Association*, 90:773 – 796.

- Keith, J. M., Kroese, D. P., and Bryant, D. (2004). A generalized Markov sampler. *Methodology and computing in applied probability*, 6:29 – 53.
- King, R. and Brooks, S. P. (2004). A classical study of catch-effort models for Hector’s dolphins. *Journal of the American Statistical Association.*, 99:325 – 333.
- Kirkpatrick, S. (1984). Optimization by simulated annealing: Quantitative studies. *Journal of Statistical Physics*, 34:975 – 986.
- Liang, F. and Wong, W. H. (2001). Real parameter evolutionary Monte Carlo with applications to Bayesian mixture models. *Journal of American Statistical Association*, 96:653 – 666.
- Liu, J. S. (2001). *Monte Carlo strategies in scientific computing*. Springer, New York.
- Liu, J. S., Liang, F., and Wong, W. H. (2001). A theory for dynamic weighing in Monte Carlo computation. *Journal of American Statistical Association*, 96(454):561 – 573.
- Lopes, H. F. and West, M. (2004). Bayesian Model Assessment in Factor Analysis. *Statistica Sinica*, 14(1):41–67. Publisher: Institute of Statistical Science, Academia Sinica.
- Marrs, A. (1997). An application of reversible-jump MCMC to multivariate spherical Gaussian mixtures. In Jordan, M., Kearns, M., and Solla, S., editors, *Advances in Neural Information Processing Systems*, volume 10. MIT Press.
- Meng, X. L. and Wong, W. H. (1996). Simulating ratios of normalising constants via a simple identity: A theoretical exploration. *Statistica Sinica*, 6:831 – 860.
- Miller, M. I., Srivastava, A., and Grenander, U. (1995). Conditional-mean estimation via jump-diffusion processes in multiple target tracking/recognition. *IEEE Transactions on Signal Processing*, 43:2678 – 2690.
- Müller, P. and Rios Insua, D. (1998). Issues in Bayesian analysis of neural network models. *Neural Comput*, 10(3):749–770.
- Neklyudov, K., Welling, M., Egorov, E., and Vetrov, D. (2020). Involutive mcmc: A unifying framework. In *Proceedings of the 37th International Conference on Machine Learning*, ICML’20. JMLR.org.

- Newcombe, P., Ali, H. R., Blows, F., Provenzano, E., Pharoah, P., Caldas, C., and Richardson, S. (2017). Weibull regression with Bayesian variable selection to identify prognostic tumour markers of breast cancer survival. *Statistical Methods in Medical Research*, 26(1):414–436. PMID: 25193065.
- Nott, D. J. and Green, P. J. (2004). Bayesian variable selection and the Swendsen-Wang algorithm. *Journal of Computational and Graphical Statistics*, 13(1):141 – 157.
- Nott, D. J. and Leonte, D. (2004). Sampling schemes for Bayesian variable selection in generalised linear models. *Journal of Computational and Graphical Statistics*, 13(2):362 – 382.
- Papamakarios, G., Nalisnick, E., Rezende, D. J., Mohamed, S., and Lakshminarayanan, B. (2021). Normalizing flows for probabilistic modeling and inference. *The Journal of Machine Learning Research*, 22(1):2617–2680.
- Papathomas, M., Dellaportas, P., and Vasdekis, V. G. S. (2011). A novel reversible jump algorithm for generalized linear models. *Biometrika*, 98(1):231–236.
- Parno, M. D. and Marzouk, Y. M. (2018). Transport Map Accelerated Markov Chain Monte Carlo. *SIAM/ASA Journal on Uncertainty Quantification*, 6(2):645–682.
- Persing, A., Jasra, A., Beskos, A., Balding, D., and De Iorio, M. (2015). A simulation approach for change-points on phylogenetic trees. *Journal of Computational Biology*, 22(1):10–24.
- Peskun, P. (1973). Optimum Monte Carlo sampling using Markov chains. *Biometrika*, 60:607–612.
- Petris, G. and Tardella, L. (2003). A geometric approach to transdimensional Markov chain Monte Carlo. *The Canadian Journal of Statistics*, 31.
- Phillips, D. B. and Smith, A. F. M. (1996). *Markov chain Monte Carlo in Practice*, chapter Bayesian model comparison via jump diffusions, pages 215 – 239. Chapman and Hall, London.
- Preston, C. J. (1977). Spatial birth-and-death processes. *Bulletin of the International Statistical Institute*, 46:371 – 391.

- Propp, J. G. and Wilson, D. B. (1996). Exact sampling with coupled Markov chains and applications to statistical mechanics. *Random structures and Algorithms*, 9:223 – 252.
- Rezende, D. and Mohamed, S. (2015). Variational Inference with Normalizing Flows. In *Proceedings of the 32nd International Conference on Machine Learning*, pages 1530–1538. PMLR. ISSN: 1938-7228.
- Richardson, S. and Green, P. J. (1997). On Bayesian analysis of mixtures with an unknown number of components (with discussion). *Journal of the Royal Statistical Society, B*, 59:731 – 792.
- Ripley, B. D. (1977). Modelling spatial patterns (with discussion). *Journal of the Royal Statistical Society, B*, 39:172 – 212.
- Roberts, G. O. (2003). In Green, P. J., Hjort, N., and Richardson, S., editors, *Highly Structured Stochastic Systems*, chapter Linking theory and practice of MCMC, pages 145 – 166. Oxford University Press.
- Roberts, G. O. and Rosenthal, J. S. (2009). Examples of adaptive MCMC. *Journal of Computational and Graphical Statistics*, 18:349 – 367.
- Rosenthal, J. S. (1995). Minorization conditions and convergence rates for markov chain monte carlo. *Journal of the American Statistical Association*, 90(430):558–566.
- Roy, V. (2020). Convergence diagnostics for markov chain monte carlo. *Annual Review of Statistics and Its Application*, 7(1):387–412.
- Salas-Gonzalez, D., Kuruoglu, E. E., and Ruiz, D. P. (2009). Finite mixture of α -stable distributions. *Digital Signal Processing*, 19(2):250–264.
- Sisson, S. A. (2005). Trans-dimensional Markov chains: A decade of progress and future perspectives. *Journal of the American Statistical Association*, 100:1077–1089.
- Sisson, S. A. and Fan, Y. (2007). A distance-based diagnostic for trans-dimensional Markov chains. *Statistics and Computing*, 17:357 – 367.
- Sisson, S. A. and Fan, Y. (2009). Towards automating model selection for a mark-recapture-recovery analysis. *Journal of Royal Statistical Society, Ser. C*, 58(2):247 – 266.

- Sisson, S. A., Fan, Y., and Beaumont, M. (2018). *Handbook of Approximate Bayesian Computation*. Chapman and Hall/CRC.
- Sisson, S. A. and Hurn, M. A. (2004). Bayesian point estimation of quantitative trait loci. *Biometrics*, 60:60 – 68.
- Smith, M. and Kohn, R. (1996). Nonparametric regression using Bayesian variable selection. *Journal of Econometrics*, 75:317 – 344.
- Stephens, M. (2000). Bayesian analysis of mixture models with an unknown number of components - an alternative to reversible jump methods. *Annals of Statistics*, 28:40 – 74.
- Tadesse, M., Sha, N., and Vannucci, M. (2005). Bayesian variable selection in clustering high-dimensional data. *Journal of American Statistical Association*, 100:602–617.
- Tierney, L. (1998). A note on Metropolis-Hastings kernels for general state spaces. *Annals of Applied Probability*, 8:1 – 9.
- Tierney, L. and Mira, A. (1999). Some adaptive Monte Carlo methods for Bayesian inference. *Statistics in medicine*, 18:2507 – 15.
- Titterton, D. M. (2004). Bayesian Methods for Neural Networks and Related Models. *Statistical Science*, 19(1):128 – 139.
- Vats, D., Flegal, J. M., and Jones, G. L. (2019). Multivariate output analysis for Markov chain Monte Carlo. *Biometrika*, 106(2):321–337.
- Welling, M. and Teh, Y. W. (2011). Bayesian learning via stochastic gradient langevin dynamics.
- Yang, L., Zhang, Z., Song, Y., Hong, S., Xu, R., Zhao, Y., Zhang, W., Cui, B., and Yang, M.-H. (2023). Diffusion models: A comprehensive survey of methods and applications. *ACM Computing Surveys*.
- Yang, Y., Wainwright, M. J., and Jordan, M. I. (2016). On the computational complexity of high-dimensional bayesian variable selection. *The Annals of Statistics*, 44(6):2497–2532.
- Zanella, G. (2020). Informed proposals for local mcmc in discrete spaces. *Journal of the American Statistical Association*, 115(530):852–865.

- Zhao, X. and Chu, P.-S. (2010). Bayesian changepoint analysis for extreme events (typhoons, heavy rainfall, and heat waves): An RJMCMC approach. *Journal of Climate*, 23(5):1034–1046.
- Zhong, M. and Girolami, M. (2009). Reversible Jump MCMC for Non-Negative Matrix Factorization. In *Proceedings of the Twelfth International Conference on Artificial Intelligence and Statistics*, pages 663–670. Pmlr. Issn: 1938-7228.
- Zhou, Q., Yang, J., Vats, D., Roberts, G. O., and Rosenthal, J. S. (2022). Dimension-free mixing for high-dimensional Bayesian variable selection. *Journal of the Royal Statistical Society Series B: Statistical Methodology*, 84(5):1751–1784.
- Zhou, Y., Johansen, A. M., and Aston, J. A. D. (2016). Toward automatic model comparison: An adaptive Sequential Monte Carlo approach. *Journal of Computational and Graphical Statistics*, 25(3):701–726.