

A Steganography Based on CT-CDMA Communication Scheme Using Complete Complementary Codes

Tetsuya Kojima

Department of Computer Science
Tokyo National College of Technology
Hachioji, Tokyo, 193-0997 Japan
Email: kojat@ieee.org

Yoshiya Horii

Advanced Course of Mechanical and
Computer Systems Engineering
Tokyo National College of Technology
Hachioji, Tokyo, 193-0997 Japan

Abstract—It has been shown that complete complementary codes can be applied into some communication systems like approximately synchronized CDMA systems because of its good correlation properties. CT-CDMA is one of the communication systems based on complete complementary codes. In this system, the information data of the multiple users can be transmitted by using the same set of complementary codes through a single frequency band. In this paper, we propose to apply CT-CDMA systems into a kind of steganography. It is shown that a large amount of secret data can be embedded in the stego image by the proposed method through some numerical experiments using color images.

I. INTRODUCTION

Various types of multimedia digital contents including images, music and videos have been distributed these days. In such circumstances, illegal copies of digital files have become big problems in today's network societies. On the other hand, there have been more and more demands to send the secret messages such as personal information securely. To solve these problems, the information hiding technologies including digital watermarks, steganography have become quite important and many research results have been reported. Recently, some researchers have reported the digital watermarking based on spread spectrum techniques [1]–[3].

Complete complementary code is a kind of complementary codes proposed by Suehiro *et al.* [4], and has ideal auto- and cross-correlation properties. It is shown that complete complementary codes are effective to design the transmitted signal for some communication systems such as the approximately synchronized CDMA systems [5]–[7]. Especially, in CT-CDMA (convoluted-time and code division multiple access) systems [7], different user's information data is overlapped and transmitted. In this systems, the information data of the multiple users can be transmitted by using a single auto-complementary codes through a single frequency band. In addition, if multiple auto-complementary codes are used at the same time, the large amount of the information data can be transmitted simultaneously through a single frequency band.

The authors have proposed a method to apply complete complementary codes into the correlation-based digital wa-

termarking for image data [8]. In this paper, as extension of the proposed digital watermarking scheme, we propose to apply CT-CDMA systems into a kind of steganography. In addition, it is shown that a large amount of secret data can be embedded in the cover image securely through numerical experiments.

II. PRELIMINARIES

A. Correlation Functions

For any complex-valued sequence of the finite length L :

$$\mathbf{c}_a \stackrel{\text{def}}{=} \{c_{a,0}, c_{a,1}, \dots, c_{a,L-1}\}, \quad (1)$$

define the infinite length sequence $C_a \stackrel{\text{def}}{=} \{C_a(t)\}$ as

$$C_a(t) \stackrel{\text{def}}{=} \sum_{i=0}^{L-1} c_{a,i} \delta_{i,t}, \quad (2)$$

where $\delta_{i,n}$ denotes the Kronecker's delta. Note that the value of $C_a(t)$ is 0 for $t \leq -1, L \leq t$, so that $C_a(t)$ can be identified with \mathbf{c}_a . The cross-correlation function for any two finite-length sequences $\mathbf{c}_1 = \{c_{1,0}, c_{1,1}, \dots, c_{1,L-1}\}$ and $\mathbf{c}_2 = \{c_{2,0}, c_{2,1}, \dots, c_{2,L-1}\}$ are defined as

$$R_{C_1, C_2}(\tau) \stackrel{\text{def}}{=} \sum_{t=-\infty}^{+\infty} C_1(t) C_2^*(t - \tau), \quad (3)$$

where $C_a^*(t)$ is the complex conjugate of $C_a(t)$. When $\mathbf{c}_1 = \mathbf{c}_2$, the correlation function $R_{C_1, C_1}(\tau)$ is called the auto-correlation function.

B. Complete Complementary Codes

Complete complementary code is proposed by Suehiro *et al.* [4]. It consists of several auto-complementary codes, any two of which are cross-complementary codes.

For example, let the binary sequences $\mathbf{c}_0^{(0)}, \mathbf{c}_1^{(0)}, \mathbf{c}_0^{(1)}, \mathbf{c}_1^{(1)}$ be

$$\begin{aligned} \mathbf{c}_0^{(0)} &= \{- + - -\}, & \mathbf{c}_1^{(0)} &= \{- - - +\}, \\ \mathbf{c}_0^{(1)} &= \{+ - - -\}, & \mathbf{c}_1^{(1)} &= \{+ + - +\}, \end{aligned} \quad (4)$$

where $+$, $-$ denotes $+1$, -1 respectively. The sum of the auto-correlation functions of $c_0^{(0)}$ and $c_1^{(0)}$ is

$$R_{C_0^{(0)}C_0^{(0)}}(\tau) + R_{C_1^{(0)}C_1^{(0)}}(\tau) = \begin{cases} 8, & \text{if } \tau = 0 \\ 0, & \text{if } \tau \neq 0 \end{cases} \quad (5)$$

The similar property is also satisfied for $c_0^{(1)}$ and $c_1^{(1)}$. A set of sequences is called an auto-complementary code when the sum of their auto-correlation functions is 0 in every term except for the zero shift term. Therefore, both of $\{c_0^{(0)}, c_1^{(0)}\}$ and $\{c_0^{(1)}, c_1^{(1)}\}$ are auto-complementary codes.

On the other hand, the sums of the cross-correlation functions for these sequences can be written as

$$R_{C_0^{(0)}C_0^{(1)}}(\tau) + R_{C_1^{(0)}C_1^{(1)}}(\tau) = 0, \quad (6)$$

for any shift $-(L-1) \leq \tau \leq L-1$. If such properties are satisfied, a pair of the sequence sets $\{c_0^{(0)}, c_1^{(0)}\}$ and $\{c_0^{(1)}, c_1^{(1)}\}$ are called cross-complementary codes, and as a result, this couple of sets of finite length sequences $\{\{c_0^{(0)}, c_1^{(0)}\}, \{c_0^{(1)}, c_1^{(1)}\}\}$ is called a set of complete complementary codes.

There are many variations among complete complementary codes [9]. In general, for the sequence length l , the number of sequences in each auto-complementary code n , and the number of different auto-complementary code m , the complete complementary code can be called as (m, n, l) -complete complementary code. The above example is a $(2, 2, 4)$ -complete complementary code. An (m, n, l) -complete complementary code can be written as

$$\begin{cases} \{c_0^{(0)}, c_1^{(0)}, \dots, c_{n-1}^{(0)}\} \\ \{c_0^{(1)}, c_1^{(1)}, \dots, c_{n-1}^{(1)}\} \\ \vdots \\ \{c_0^{(m-1)}, c_1^{(m-1)}, \dots, c_{n-1}^{(m-1)}\} \end{cases}, \quad (7)$$

where m rows represent m auto-complementary codes, any two of which are cross-complementary codes. The sum of the correlation functions satisfy the property such that, for any $i, k = 0, 1, \dots, m-1$,

$$\sum_{j=0}^{n-1} R_{C_j^{(i)}C_j^{(k)}}(\tau) = \begin{cases} A, & \text{if } i = k \text{ and } \tau = 0 \\ 0, & \text{otherwise} \end{cases}, \quad (8)$$

where A denotes a constant independent of the indices i, k .

III. CT-CDMA

For any integer i ($0 \leq i \leq m-1$), let

$$S^{(i)} \stackrel{\text{def}}{=} \{s_0^{(i)}, s_1^{(i)}, \dots, s_{n\tau-1}^{(i)}\} = \sum_{j=0}^{n-1} C_j^{(i)} \cdot Z^{-j\tau}, \quad (9)$$

be a basic sequence of the length $T = n\tau$, where Z^{-k} denotes the delay operator of the length k , such that, $s_t \cdot Z^{-k} = s_{t-k}$ holds for any sequences s_t . Figure 1 illustrates the basic sequence. We consider the periodic sequence $\tilde{S}^{(i)} \stackrel{\text{def}}{=} \{\tilde{s}_t^{(i)}\}$

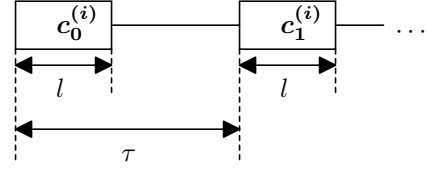


Fig. 1. Basic sequence.

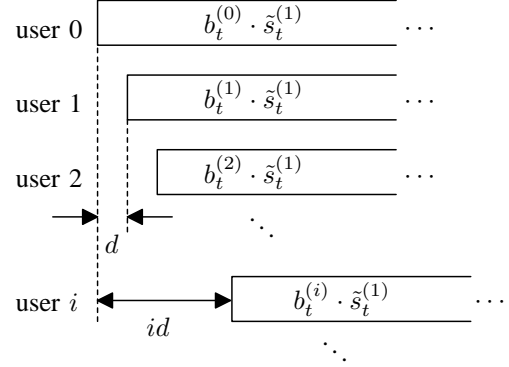


Fig. 2. Convolved multi-user signals.

using the basic sequence $S^{(i)}$, such that, for any integer k ,

$$\tilde{s}_{t+kT}^{(i)} = s_t^{(i)}, \quad (10)$$

where $T = n\tau$ is the period.

Let $a \cdot \tilde{S}^{(0)}$ be a pilot signal for estimating the multipath channel property, where a is a constant. On the other hand, the data symbol is modulated by the conventional DS-SS (direct sequence spread spectrum) method using the periodic sequence $\tilde{S}^{(1)}$. For example, if the i -th user transmits the N -bit data $(x_0^{(i)}, x_1^{(i)}, \dots, x_{N-1}^{(i)}) \in \{-1, +1\}^N$ and the information data signal $b_t^{(i)}$ for this user is given as

$$b_{t+k\tau}^{(i)} = x_k^{(i)}, \quad (11)$$

for any $k = 0, 1, \dots, N-1$, the data signal is spread like $b_t^{(i)} \cdot \tilde{s}_t^{(1)}$.

When M users transmit the information data at the same time within a cell, each user's spread data signal is transmitted with the interval of d [chip] in such a way as depicted in Fig. 2. In other words, it can be considered that M users' transmitted signal is convolved as

$$\sum_{i=0}^{M-1} b_t^{(i)} \cdot \tilde{s}_t^{(1)} \cdot Z^{-id}. \quad (12)$$

All users' transmitters modulate their own spread data signals together with the common pilot signal by the same carrier of frequency and transmit them. The transmitted signal is received through the multipath channel.

At the receiver, the received signal is input into the matched filter bank, where the sum of correlation functions between the received signals and the employed auto-correlation codes are evaluated. Observing the output of the matched filter bank, one can easily obtain the transmitted information data. See the reference [7] for more details.

In the above, only a pair of auto-complementary codes is used. However, we can use $(m/2)$ pairs of auto-complementary codes simultaneously as long as (m, n, l) -complete complementary codes are taken into account. Even if we assign another pair of auto-complementary codes for other users' transmissions, co-channel interference never occurs because of the superior characteristics of complete complementary codes given in Eq.(8). Therefore, the channels can be divided by both the convolution of the transmitted signals and the cross-correlation property of the complete complementary codes. CT-CDMA is named after this property [7].

IV. STEGANOGRAPHY BASED ON CT-CDMA

Steganography is one of the information hiding technologies that transmitting the secret messages by embedding them into the given multimedia digital files such as music, still images, or videos. In this study, we propose a steganography based on CT-CDMA systems.

A. Basic Idea

In CT-CDMA systems [7], the information data of the multiple users can be transmitted by using a single auto-complementary codes through a single frequency band. In addition, if multiple auto-complementary codes are used at the same time, the large amount of the information data can be transmitted simultaneously through a single frequency band.

In this study, we apply this idea into a steganography. In order to embed a large amount of information, we propose to use the multiple auto-complementary codes included in a same complete complementary code. Each auto-complementary code can be considered as a mutually distinct communication channel. For steganography based on (m, n, l) -complete complementary codes, it is possible to use m secret channels simultaneously at most. If $M (\leq m)$ channels are employed to embed the given secret message, the secret message is divided into M fragments and embedded in M distinct auto-complementary codes, that is, M distinct secret channels.

B. Embedding Procedure

In this paper, we consider that UTF-8 format text data of the size MN bytes is embedded as the secret information into the cover image. A 24-bit bitmap color image is assumed as the cover image. The embedding procedure consists of the following 8 steps.

Algorithm 1 (Embedding Procedure):

- 1) Transform the cover image from RGB format into YCbCr format.
- 2) Transform each coefficient Y by two dimensional DCT.
- 3) Extract the DCT components $\{d(t)\}$ of the length $T = n\tau$ ($0 \leq t \leq T - 1$) by using a secret key from the

middle frequency band of the DCT coefficients evaluated by Step 2.

- 4) The secret message file is divided into M fragments of the size N bytes. Also, Each 1-byte character in the text file is divided into the upper 4-bit sequence and the lower 4-bit sequence. The obtained sequence of the length $2N$ is represented by $X^{(i)} = \{x_0^{(i)}, x_1^{(i)}, \dots, x_{2N-1}^{(i)}\}$, $0 \leq i \leq M - 1$. Note that each $x_t^{(i)}$ takes the value on $\{0, 1, \dots, 15\}$.
- 5) The sequence $X^{(i)}$ is modulated by CT-CDMA. The modulated CT-CDMA signal is represented by $Y^{(i)} = \{y_t^{(i)}\}$.
- 6) For $0 \leq \forall t \leq T - 1$,

$$d'(t) = \alpha \sum_{i=0}^M y_t^{(i)} + d(t), \quad (13)$$

where $\alpha (> 0)$ is a given embedding coefficients which controls the power of the embedded secret messages.

- 7) Put $d'(t)$ back into the DCT coefficients instead of $d(t)$ for $0 \leq \forall t \leq T - 1$.
- 8) Transform YCbCr format image into RGB format image. \square

C. Extracting Procedure

In the proposed method, the secret message is extracted from the stego image through the following 6 steps.

Algorithm 2 (Extracting Procedure):

- 1) Transform the original and the stego images from RGB format into YCbCr format.
- 2) Transform each coefficient Y of the original and the stego images by two dimensional DCT.
- 3) Extract the DCT components $\{d^o(t)\}$ and $\{d^s(t)\}$ of the length T ($0 \leq t \leq T - 1$) from the original and the stego images, respectively, at the same frequency band used in the embedding procedure.
- 4) The difference sequence $D^d = \{d^d(t)\}$ of the length T is obtained in the following manner:

$$d^d(t) = d^s(t) - d^o(t), \quad (14)$$

where $0 \leq \forall t \leq T - 1$.

- 5) Input the evaluated $d^d(t)$ into the matched filter bank of the CT-CDMA system, and obtain the sequence of the length $2N$, $\widehat{X}^{(i)} = \{\widehat{x}_0^{(i)}, \widehat{x}_1^{(i)}, \dots, \widehat{x}_{2N-1}^{(i)}\}$, $0 \leq i \leq M - 1$.
- 6) From each two successive symbols of the sequence $\widehat{X}^{(i)}$, recover each 1-byte character of the embedded message.

D. Numerical Results

In the following, $(16, 16, 256)$ -complete complementary codes are employed to embed the secret message and the embedding coefficient α is given as $\alpha = 0.25$. We also set $T = 4096$ and $d = 1$ in CT-CDMA modulation. Image data is given as 24-bit bitmap file of the size 512×512 pixels.

Figure 3 shows the relation between the length of the divided data fragment N and $PSNR$. The number of secret

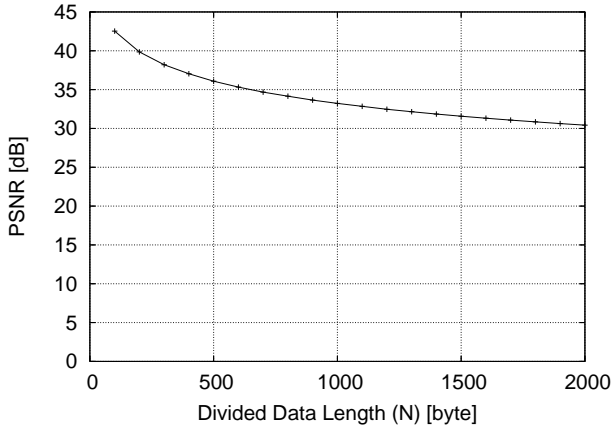


Fig. 3. The relation between the divided data length N and $PSNR$.



Fig. 4. Original image.



Fig. 5. Stego image ($N = 500, M = 1$).

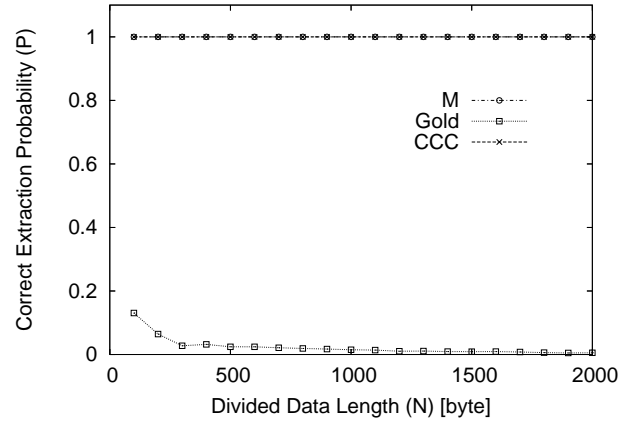


Fig. 6. The relation between the divided data length N and the correct extraction probability P .

channels is fixed as $M = 1$, and the divided data length is varied from $N = 100$ to 2,000 bytes. Each curve is evaluated by 100 independent trials. In general, it is known that it is quite difficult for human to recognize the difference between the cover and stego image if $PSNR$ is larger than around 35 [dB]. From Fig.3, it can be seen that $PSNR \approx 35$ [dB] when $N = 600$ [byte], so a message of the size 600 byte at most can be embedded secretly by using the proposed method.

The original and the stego image in the case of $N = 500$ are shown in Fig.4 and Fig.5, respectively.

Next, we compare the case of (16, 16, 256)-complete complementary codes with the cases where M-sequences and Gold sequences of the period 4,095 are employed. When M-sequences or Gold sequences are employed, secret messages are embedded by the conventional direct-spreading (DS) modulation scheme.

Figure 6 shows the relation between the length of the

divided data fragment N and the correct extraction probability P , which is defined as

$$P = \frac{\text{number of correctly extracted characters}}{\text{number of all characters in the text data}}. \quad (15)$$

The number of secret channels is fixed as $M = 1$, and the divided data length is varied from $N = 100$ to 2,000 bytes. Each curve is evaluated by 100 independent trials. From Fig.6, the embedded secret messages can be extracted perfectly in both cases of M-sequences and complete complementary codes (CCC). On the other hand, the messages cannot be extracted in most cases when Gold sequences are employed. This implies that the auto-correlation properties of the employed sequences play important roles in extracting the embedded secret messages.

On the other hand, Fig.7 shows the relation between the number of secret channels M and the correct extraction

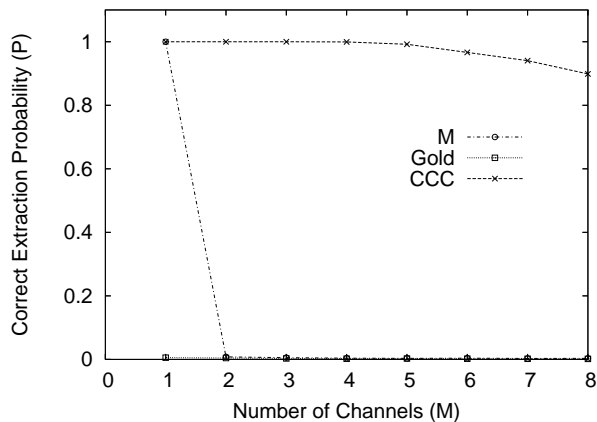


Fig. 7. The relation between the number of channels M and the correct extraction probability P .

probability P in the case where the divided data length is fixed as $N = 2,000$ bytes. The number of channels M is varied from 1 to 8. Each curve is also evaluated by 100 independent trials. It is shown that the correct extraction probability P decreases as the number of channels M increases. However, when the plural channels are employed at the same time, the complete complementary code is superior to M -sequences and Gold sequences. In other words, the more embedded secret messages can be successfully extracted in the cases of complete complementary codes than those in the cases of M -sequences and Gold sequences. This implies that the correct extraction probability P depends upon the cross-correlation properties of the employed sequences. From this result, it is expected that a large amount of secret messages can be embedded and extracted successfully by using the proposed steganography method.

V. CONCLUSIONS

We proposed a steganography based on CT-CDMA communication scheme using complete complementary codes. The effectiveness of the proposed method is evaluated through the numerical experiments. It is shown that at most 600-byte text message can be embedded secretly into the cover image. In addition, when the multiple channels are used to form the stego images, the embedded secret messages are quite successfully extracted in the case of complete complementary codes than those of M -sequences and Gold sequences. It can be considered that this superiority comes from the good auto- and cross-correlation properties of complete complementary codes.

If we embed a single secret message with large size into the cover image by using M secret channels at the same time, it corresponds to the multiplexing from the viewpoints of the communication systems. On the other hand, if we embed M different secret messages into M mutually distinct channels, it corresponds to the information transmission by the multi-terminal or multi-user communication systems. In previous studies, it has been shown that complete complementary codes

are effective for both of multiplexing and multi-user communications. Therefore, it can be expected that the proposed digital watermarking scheme and steganography method have the superiority to other information hiding schemes based upon spread spectrum techniques. However, the numerical results show that $PSNR$ degrades even for the complete complementary codes when multiple channels are employed at the same time. This could be modified if the appropriate parameters are carefully chosen in the embedding procedure.

In our future study, it is quite important to investigate the effect of some image processing such as scaling, trimming, and JPEG compression or the collusion attacks, and propose the methods to resist against these attacks. It is also important to reduce the computational complexity in the extracting procedures when the long sequence is employed.

ACKNOWLEDGMENTS

This research was partially supported by Grant-in-Aid for Scientific Research (C) 20293136, 2009, from the Japan Society for the Promotion of Science. One of the authors, T. Kojima sincerely thanks to Prof. Shinya Matsufuji of Yamaguchi University, Japan, and Dr. Minoru Kuribayashi of Kobe University, Japan, for their fruitful discussions and comments.

REFERENCES

- [1] I. J. Cox, J. Kilian, F. T. Leighton, and T. Shanon, "Secure spread spectrum watermarking for multimedia," *IEEE Trans. Image Process.*, vol. 6, no. 12, pp. 1673–1687, Dec. 1997.
- [2] N. Hayashi, M. Kuribayashi, and M. Morii, "Collusion-resistant fingerprinting scheme based on the cdma- technique," in *IWSEC2007, LNCS 4752*. Springer-Verlag, Oct. 2007, pp. 28–43.
- [3] H. Aminaga, Y. Tanada, T. Matsumoto, and S. Matsufuji, "A correlation-based digital watermarking method using two-dimensional complementary pairs (in Japanese)," in *Tech. Rep. of IEICE, WBS2003-79*, Oct. 2003, pp. 73–77.
- [4] N. Suehiro and M. Hatori, " N -shift cross-orthogonal sequences," *IEEE Trans. Inf. Theory*, vol. 34, no. 1, pp. 143–146, Jan. 1988.
- [5] N. Suehiro, N. Kuroyanagi, T. Imoto, and S. Matsufuji, "Very efficient frequency usage system using convolutional spread time signals based on complete complementary code," in *Proc. PIMRC 2000*, London, UK, Sept. 2000, pp. 1567–1572.
- [6] T. Kojima, A. Fujiwara, K. Yano, M. Aono, and N. Suehiro, "Comparison of the two signal design methods in the CDMA systems using complete complementary codes," *IEICE Trans. Fundamentals*, vol. E89-A, no. 9, pp. 2299–2306, Sept. 2006.
- [7] T. Kojima and M. Aono, "Properties of a convoluted-time and code division multiple access communication systems based upon complete complementary codes," *IEICE Trans. Fundamentals*, vol. E91-A, no. 10, pp. 2881–2884, Oct. 2008.
- [8] Y. Horii and T. Kojima, "On digital watermarks based on complete complementary codes," in *Proc. of IWSDA'09*. IEEE Press, Oct. 2009, pp. 126–129.
- [9] Y. Jin, H. Koga, and N. Suehiro, "A unified approach to construction of the complete complementary codes using sets of orthogonal vectors (in Japanese)," *IEICE Trans. Fundamentals*, vol. J92-A, no. 2, pp. 105–114, Feb. 2009.