

Finite strain Landau theory of high pressure phase transformations

W. Schranz¹, A. Tröster¹, J. Koppensteiner¹ and
R. Miletich²

¹Faculty of Physics, University of Vienna, Boltzmannngasse 5, A-1090 Wien, Austria

²Mineralogisches Institut, Universität Heidelberg, Im Neuenheimer Feld 236, 69120 Heidelberg, Germany

E-mail: wilfried.schranz@univie.ac.at

Abstract. The properties of materials near structural phase transitions are often successfully described in the framework of Landau theory. While usually the focus is on phase transitions, which are induced by temperature changes approaching a critical temperature T_c , here we will discuss structural phase transformations driven by high hydrostatic pressure, as they are of major importance for understanding processes in the interior of our earth. Since at very high pressures the deformations of a material are generally very large, one needs to apply a fully nonlinear description taking physical as well as geometrical nonlinearities (finite strains) into account. In particular it is necessary to retune conventional Landau theory to describe such phase transitions. In [A. Tröster, W. Schranz and R. Miletich, Phys. Rev. Lett.**88**, 55503 (2002)] we have constructed a Landau-type free energy based on an order parameter part, an order parameter-(finite)strain coupling and a nonlinear elastic term. This model provides an excellent and efficient framework for the systematic study of phase transformations for a wide range of materials up to ultrahigh pressures. We illustrate the model on the specific example of $BaCr(Si_4O_{10})$, showing that it fully accounts for the elastic softening which is observed near the pressure induced phase transformation.

1. Introduction

A major achievement of Ekhard Salje and coworkers was to show that Landau theory can be very efficiently applied for the description of experimental data near temperature induced structural phase transitions in minerals (Salje, 1990; Salje, 1992; Carpenter, Salje and Graeme-Barber, 1998). There are a couple of reasons for this success. First of all, as coupling to strains induce long range forces and enhance anisotropy, strain-induced interactions always tend to suppress fluctuations, leading to a mean field type of transition (Bratkovsky, 1995, Tsatskis, 1994). Depending on the nature of the system (i.e. on the type of coupling between strain and order parameter its anisotropy and the boundary conditions imposed on its surface) strain effects also may change the character of the transition from second to first order (Bergman and Halperin, 1976). Now in principle, a Landau potential can be obtained from a low order Taylor expansion of the mean field free energy. The problem of how to determine the range of validity of this expansion naturally arises. To answer this question one observes that in many mineral systems the phase transitions turn out to be of the displacive type (Dove, 1997). For such systems, the above authors were able to show that Landau theory indeed allows to reproduce experimental data in an extremely broad temperature range, in particular down to very low temperatures by taking into account the effect of quantum saturation (Salje, Wruck and Thomas, 1991). The situation is not so simple for the other extreme, i.e. order-disorder phase transitions, since it is no longer possible to approximate their free energy by a low order polynomial in the order parameter (Giddy, Dove and Heine, 1989). In passing, we note that real systems are often of mixed, i.e. displacive/order-disorder character (Meyer, 2000; Sondergeld, 2000), and the characterization of crossover systems in between a displacive and order-disorder type is still a matter of active research (Perez-Mato, 2000; Rubtsov, Hlinka and Janssen, 2000; Tröster, Dellago and Schranz, 2005).

In “traditional” Landau theory it is difficult to include pressure effects beyond the infinitesimal strain approximation. Therefore one frequently resorts to replacing the elastic background energy by its harmonic truncation and consequently treats the strains as infinitesimal. Since the total strains appearing in temperature induced phase transitions are as a rule quite small this is well justified. However, when we discuss the role of extremely high pressure in driving the transition, the validity of this assumption must be seriously doubted.

At high pressure a phase transition is usually detected by anomalies e. g. in the system volume $V(P)$, which in turn result from anomalies in the pressure dependence of the lattice parameters $a_i(P)$, $i = 1, 2, 3$, near a critical pressure P_c . In many cases this leads to an additional (with respect to the “background”) nonlinear P -dependence of lattice parameters and/or volume. As a function of pressure, the “stiffness” of any solid is characterized by the isothermal compressibility $\kappa(P) = -d \log V(P)/dP$. Various theoretical concepts are usually employed to derive so-called equations of state (EOS) (Anderson, 1995; Angel, 2000a; Angel, 2000b), which – in absence of phase transitions – describe the hydrostatic pressure dependence of the crystal’s volume $V(P)$.

In presence of a high pressure phase transition (HPPT) a commonly adopted practice is to merely fit the corresponding $V(P)$ -behavior to a number of differently parametrized EsOS for each phase (Schulte and Holzapfel, 1995; Krüger and Holzapfel, 1992; Chesnut and Vohra, 2000), and, apart from computer simulations, in the case of a reconstructive phase transition there is little more one can do at present. However,

from a theoretical point of view, although this purely phenomenological procedure does fit experimental volume data in many cases, it neither describes the pressure behaviour of individual strain components nor provides any possible further insight into the mechanisms of a HPPT. A more profound theoretical approach is therefore of vital interest to a broad audience reaching from physicists studying the high pressure behavior of materials (crystals, liquid crystals, complex liquids, biological membranes, etc.) to geologists investigating the earth's minerals and bulk properties.

Indeed, for HPPT's of the group-subgroup type, it is natural to expect that one could do much better by applying the concepts of Landau theory. In particular, we should be able to connect the high and low pressure phase by a *uniform* thermodynamic description. However, here one faces a marked difference compared to the temperature driven case. At high pressures, as the inter-atomic forces opposing further compression, a crystal's volume and lattice parameters develop large strains in a pronounced non-linear way, which corrupts any serious attempt to treat the elastic energy in the framework of the infinitesimal strain approximation. For these reasons it is necessary to reconsider the construction of Landau theory at extremely high pressures and large deformations (Tröster, Schranz and Miletich, 2002). Here we summarize the main ideas of this new theoretical approach and discuss some consequences for the elastic behaviour of materials.

2. New approach for high pressure phase transformations

As stated above, the conventional infinitesimal strain approach is clearly insufficient for aiming at an accurate description of HPPT's. Instead, at high pressures the elastic response of a system must be characterized in terms of a appropriate nonlinear strain measure like the Lagrangian or Eulerian strain tensor. Let \mathbf{X} and \mathbf{X}' denote an undeformed reference system and a deformed system, respectively. Then, from the deformation gradient tensor $\alpha_{ik} = \partial X'_i / \partial X_k$ one constructs the Lagrangian strain tensor $e_{ik} = \frac{1}{2} (\sum_n \alpha_{ni} \alpha_{nk} - \delta_{ik})$. In the present work, we will consider three pairs of systems \mathbf{X} , \mathbf{X}' at hydrostatic external pressures P (Fig.1). For measuring the "background strain" $\mathbf{e}(P)$, which is defined as the Lagrangian strain displayed by the system at the constraint of zero order parameter \mathbf{Q} (see below), $\mathbf{X}(P)$ denotes the corresponding state and $\mathbf{X}(P = 0)$ is used as a reference system. For measuring the spontaneous strain $\hat{\boldsymbol{\epsilon}}$ resulting from the emergence of $\mathbf{Q} \neq \mathbf{0}$, $\mathbf{X}(P)$ plays the role of a (hypothetical) "floating" background reference system. On the other hand, above the critical pressure P_c the total strain $\boldsymbol{\eta}(P)$, which is obtained as the nonlinear superposition $\boldsymbol{\eta} = \mathbf{e} + \boldsymbol{\alpha}^+ \cdot \hat{\boldsymbol{\epsilon}} \cdot \boldsymbol{\alpha}$ of the spontaneous strain $\hat{\boldsymbol{\epsilon}}$ appearing "on top of" the background strain $\mathbf{e}(P)$, is the strain measured in the fully deformed state $\mathbf{Y}(P)$, which is the one actually displayed by the system, the system $\mathbf{X}(0)$ again playing the role of the reference system.

In the spirit of Landau's theory of phase transitions the Landau free energy $F(\mathbf{Q}, \boldsymbol{\epsilon})$ is built from an order parameter part $F_Q(\mathbf{Q})$, an order parameter-strain coupling $F_{Q\boldsymbol{\epsilon}}(\mathbf{Q}, \boldsymbol{\epsilon}; \mathbf{X}(P))$ and a purely elastic free energy term $F_\epsilon(\boldsymbol{\epsilon}; \mathbf{X}(P))$ (Toledano and Toledano, 1988). The order parameter part $F_Q(\mathbf{Q})$ is usually written as a polynomial in the variables \mathbf{Q} which is constructed using the theory of invariants of irreducible representations of the space groups (Kovalev, 1993). The construction of the coupling term $F_{Q\boldsymbol{\epsilon}}(\mathbf{Q}, \boldsymbol{\epsilon}; \mathbf{X}(P))$ is more tricky. Measuring the strains with respect to the floating background reference system $\mathbf{X}(P)$ and assuming linear-quadratic coupling of strain and order parameter with coupling coefficients $d_{ij}^{I,J}(\mathbf{X}(P))$, we write:

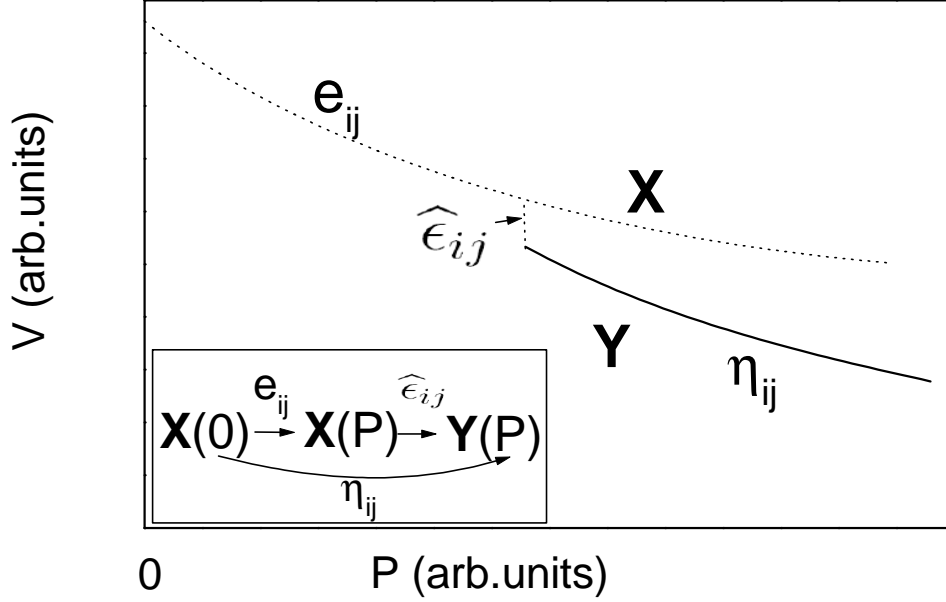


Figure 1. Sketch of deformation states and superposition of strains.

$$F(\mathbf{Q}, \hat{\boldsymbol{\epsilon}}; \mathbf{X}(P)) = V(P)\Phi(\mathbf{Q}; \mathbf{X}(P)) + V(P) \sum_{IJij} d_{ij}^{IJ}(\mathbf{X}(P)) Q_I Q_J \hat{\epsilon}_{ij} + F_0(\hat{\boldsymbol{\epsilon}}; \mathbf{X}(P)) \quad (1)$$

HPPT's are characterized by the fact that the total strain $\boldsymbol{\eta}$ is not small. However, for phase transitions close to second order there is at least a nonzero pressure interval starting at P_c where the *spontaneous* strain $\hat{\boldsymbol{\epsilon}}$ induced by the nonzero equilibrium order parameter $\bar{\mathbf{Q}}$ can still be treated as infinitesimal. In this approximation the pure elastic free energy part of the Landau potential with respect to $\mathbf{X}(P)$ reads:

$$F_0(\hat{\boldsymbol{\epsilon}}; \mathbf{X}(P)) \approx V(P) \left(\sum_{ij} \tau_{ij} \hat{\epsilon}_{ij} \frac{1}{2} \sum_{ijkl} C_{ijkl}(\mathbf{X}(P)) \hat{\epsilon}_{ij} \hat{\epsilon}_{kl} \right) \quad (2)$$

where $C_{ijkl}(\mathbf{X}(P))$ are the crystal's thermodynamic elastic constants at pressure P . Inserting Eq.2 into Eq.1 and minimizing with respect to $\hat{\epsilon}_{ij}$ yields:

$$\sum_{KL} d_{ij}^{KL}(\mathbf{X}(P)) \bar{Q}_K \bar{Q}_L + \sum_{kl} C_{ijkl}(\mathbf{X}(P)) \hat{\epsilon}_{kl}(\bar{\mathbf{Q}}) \equiv 0 \quad (3)$$

Solving Eq.3 for $\hat{\epsilon}_{ij}(P)$ and inserting into the equilibrium equation for the order parameter

$$0 \equiv \frac{\partial \Phi(\bar{\mathbf{Q}}; \mathbf{X}(P))}{\partial \bar{Q}_K} + 2 \sum_L d_{ij}^{KL}(\mathbf{X}(P)) \bar{Q}_L \hat{e}_{ij}(\bar{\mathbf{Q}}) \quad (4)$$

one obtains the renormalized order parameter potential written with respect to the deformed state $\mathbf{X}(P)$:

$$\begin{aligned} \Phi_R(\mathbf{Q}; \mathbf{X}(P)) &:= \Phi(\mathbf{Q}; \mathbf{X}(P)) - \\ &- \frac{1}{2} \sum_{IJKL} Q_I Q_J Q_K Q_L \left(\sum_{ijkl} d_{ij}^{IJ}(\mathbf{X}(P)) C_{ijkl}^{-1}(P) d_{kl}^{KL}(\mathbf{X}(P)) \right) \end{aligned} \quad (5)$$

In the spirit of Landau theory we now make the simple but crucial assumption that the Landau and coupling coefficients of the potential depend on P only in a “geometrical” way, i.e. through volume ratios and geometrical transformation rules between the reference states $\mathbf{X}(P)$ and $\mathbf{X}(0)$, such that the P dependence of the equilibrium order parameter is due to the presence of the order parameter-strain coupling. Transforming Eq.5 to the undeformed reference state $\mathbf{X}(0)$, the equilibrium order parameter $\bar{\mathbf{Q}}$ can then be calculated as the minimum of

$$\begin{aligned} \Phi_R(\mathbf{Q}; \mathbf{X}(0)) &= \Phi(\mathbf{Q}; \mathbf{X}(0)) + \sum_{IJij} d_{ij}^{IJ}(\mathbf{X}(0)) e_{ij}(P) Q_I Q_J - \\ &- \sum_{\substack{IJKL \\ ijkl}} d_{ij}^{IJ}(\mathbf{X}(0)) \frac{T_{ijkl}(P)}{2} d_{kl}^{KL}(\mathbf{X}(0)) Q_I Q_J Q_K Q_L \end{aligned} \quad (6)$$

where

$$T_{rost}(\mathbf{X}(P)) \equiv \frac{V(0)}{V(P)} \sum_{ijkl} \alpha_{ir} \alpha_{jo} C_{ijkl}^{-1}(\mathbf{X}(P)) \alpha_{ks} \alpha_{lt} \quad (7a)$$

$$d_{mn}^{IJ}(\mathbf{X}(P)) \equiv \frac{V(0)}{V(P)} \sum_{ij} \alpha_{mi} d_{ij}^{IJ}(\mathbf{X}(0)) \alpha_{nj} \quad (7b)$$

and the total (Lagrange) strain η_{ij} turns out to be

$$\eta_{ij} = e_{ij} - \sum_{KL} \bar{Q}_K \bar{Q}_L \sum_{kl} d_{kl}^{KL}(\mathbf{X}(0)) T_{ijkl}(P) \quad (8)$$

Applying the above procedure and employing the usual assumptions concerning the temperature behaviour of the Landau parameters, one is able to calculate pressure and temperature dependencies of thermodynamic quantities like specific heat, strains and elastic constants, soft mode behaviour, etc. near HPPTs. A concrete example of the above theory at work will be given below. However, the above constructions obviously rely on the knowledge of the pressure dependence of the elastic constants $C_{ijkl}(\mathbf{X}(P)) \equiv C_{ijkl}(P)$ (or equivalently, the Birch coefficients $B_{ijkl}(P) = P(\delta_{ij}\delta_{kl} - \delta_{il}\delta_{jk} - \delta_{ik}\delta_{jl}) + C_{ijkl}(P)$) and the resulting background strains $e_{ij}(P)$. Note that these quantities appear also in the renormalized free energy density Eq.6. To calculate it we proceed in the following way.

For crystal classes that develop no shear strains under hydrostatic pressure (cubic, tetragonal, hexagonal, orthorhombic) the deformation tensor $\alpha_{ij}(P) = \alpha_i(P)\delta_{ij}$ is diagonal and the axial compressibilities satisfy the equations

$$-\frac{1}{\alpha_i(P)}\frac{d\alpha_i(P)}{dP} = \sum_k S_{ik}(P) =: \kappa_i(P) \quad (i = 1, 2, 3) \quad (9)$$

with the initial conditions $\alpha_i(0) = 1$, where $S_{ij}(P) := B_{ij}^{-1}(P)$ denote the compliance tensor elements and we switched to Voigt notation. Therefore the deformation tensor components $\alpha_i(P)$ as well as the finite strain tensor components $\epsilon_{ij}(P)$ or lattice parameters $a_i(P)$ can be easily calculated by integrating Eq.9, once the functions $S_{ik}(P)$, $i, k = 1, 2, 3$ are known.

In our recent work (Tröster, Schranz and Miletich, 2002) we proposed the expansion

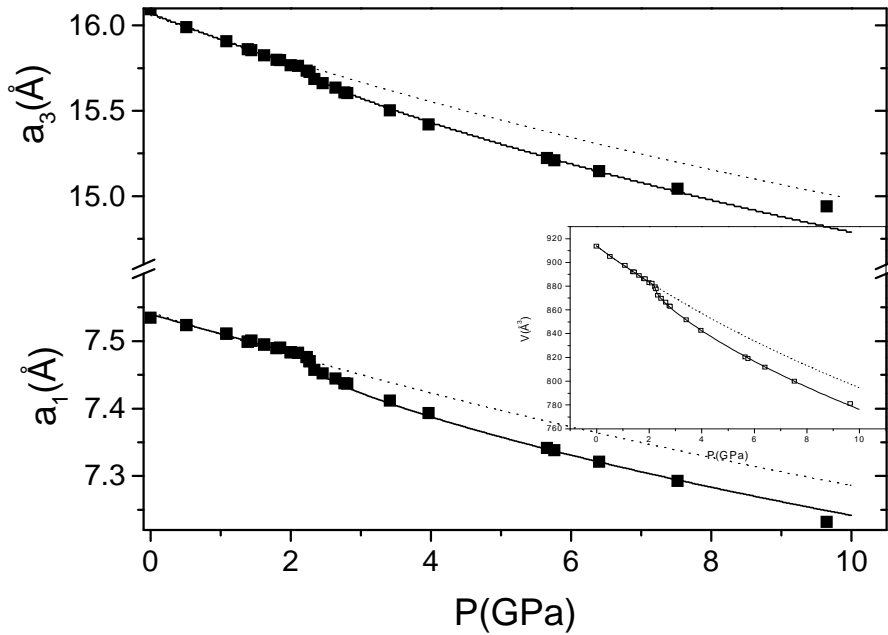
$$S_{ij}(P) = \frac{\kappa(P)}{\kappa_0} \left(S_{ij}^0 + \sum_{n=1}^{\infty} \kappa_{ij}^n P^n \right) \quad (10)$$

where $\kappa(P)$ is the bulk compressibility, $\kappa_0 = \kappa(P = 0)$ and S_{ij}^0 denotes the zero-pressure compliance. The expansion coefficients κ_{ij}^n obey the sum rule $\sum_{ij} \kappa_{ij}^n = 0 \forall n \in \mathbb{N}$. Eq.10, which is exact at infinite n , yields an elegant parametrization of the pressure dependence of the compliance tensor, since it essentially factorizes out the main nonlinearity of the compliance through the bulk compressibility $\kappa(P)$. The elastic anisotropy is taken into account by expanding the remainder in powers of P , as we anticipate that the very nature of the expansion allows it to be truncated at low orders with good accuracy. Indeed we have shown in a very recent work (Koppensteiner, Tröster and Schranz, 2006) that even a low order truncation of our ansatz Eq.10 excellently fits the experimental high pressure data of olivine, fluorite, garnet, magnesium oxide and stishovite. In fact, for all these examples a truncation at order $n = 1$ turned out to be sufficient to produce accurate results, the only exception being magnesium oxide, where the expansion Eq.10 had to be taken to $n = 2$. This very encouraging result implies that our new thermodynamic theory indeed allows for a dramatic reduction of the number of fit parameters as compared to conventional nonlinear approaches. Table1 shows the numbers of relevant (nonshear) elastic constants of second, third and fourth order for various point group symmetries. Our approach requires only $q_2 - 1$ additional unknown parameters κ_{ij}^1 (at order $n = 1$), whereas a fit of an expansion of the elastic energy including nonlinear elastic constants up to fourth order introduces $q_3 + q_4$ additional fit parameters. For example, in the case of cubic I symmetry, our new approach requires $q_2 - 1 = 1$ fit parameters as compared to $q_2 + q_3 = 7$ unknown parameters of a conventional fourth order nonlinear theory. For lower symmetry the advantages of our approach are even more obvious. For instance, in the case of orthorhombic symmetry our new parametrization needs 5 parameters, which should be compared to a total of 25 unknowns for conventional nonlinear elasticity!

The combination of high pressure Landau theory and the use of the expansion (10) for the background system $\mathbf{X}(P)$ is illustrated by an analysis of measurements of tetragonal BaCr(Si₄O₁₀) single crystals. Using x-ray diffraction, the P -dependence of lattice parameters $a_1(P) = a_2(P)$, $a_3(P)$, and the unit cell volumes $V(P)$ were

Table 1. Numbers q_2, q_3, q_4 of nonshear elastic constants of second, third and fourth order (Roy and Dasgupta, 1988; Brendel, 1979).

	cubic I	cubic II	hexagonal I	hexagonal II	tetragonal I	tetragonal II	Orthorhombic
	(432, $\bar{4}3m$ $m\bar{3}m$)	(23, $m\bar{3}$)	(622, $6mm$ $\bar{6}m2, 6/mmm$)	(6, $\bar{6}$ $6/m$)	(422, $4mm$ $\bar{4}2m, 4/mmm$)	(4, $\bar{4}$ $4/m$)	(222, $mm2$ mmm)
q_2	2	2	4	4	4	4	6
q_3	3	4	6	6	6	7	10
q_4	4	5	13	13	9	9	15

**Figure 2.** Pressure dependence of lattice parameters and unit cell volume of BaCr(Si₄O₁₀). Points are measured data, lines are fits using the present theory.

measured very detailed at room temperature in a diamond anvil cell (Tröster, Schranz and Miletich, 2002).

One finds a tetragonal-tetragonal HPPT at approximately 2.24 GPa, characterized by a discontinuity in $a_1(P)$, $a_3(P)$ and $V(P)$. Consistent with the observed pressure hysteresis behavior, the transition can be classified as being of (weakly) first order. The order parameter part is constructed in the following standard way (Ko-

Table 2. Fit parameters for the high pressure Landau theory of $BaCr(Si_4O_{10})$.

$BaCr(Si_4O_{10})$	
A	0.45 GPa
B	-0.2 GPa
C	20 GPa
$a_1(0) = a_2(0)$	7.535 Å
$a_3(0)$	16.09 Å
κ_0^0	0.0035 GPa ⁻¹
κ_3^0	0.001 GPa ⁻¹
S_{11}^0	0.0035 GPa ⁻¹
S_3^0	0.0089 GPa ⁻¹
K'_0	4.1
κ_{11}^1	1.9×10^{-4} GPa ⁻²
κ_{12}^1	-1.7×10^{-4} GPa ⁻²
κ_{13}^1	2.3×10^{-4} GPa ⁻²
d_1	13.75 GPa ⁻¹
d_3	-0.33 GPa ⁻¹

valev, 1993): The symmetry reduction P4/ncc to P42₁2 is driven by the onedimensional irreducible representation τ_2 at the wavevector $\mathbf{k} = \mathbf{0}$, yielding a one component order parameter Q , which is zero in the paraphase ($P < P_c$) and nonzero in the distorted phase ($P > P_c$). For $\Phi(Q, \mathbf{X})$ we assume

$$\Phi(Q, \mathbf{X}) = \frac{A}{2}Q^2 + \frac{B}{4}Q^4 + \frac{C}{6}Q^6 \quad (11)$$

where $A, C > 0$. The tetragonal symmetry also dictates $d_1(\mathbf{X}) = d_2(\mathbf{X}) \neq d_3(\mathbf{X})$.

Let $K_0 := \kappa^{-1}(0)$ denote the isothermal bulk modulus at $P = 0$. The Murnaghan equation of state (MEOS) (Anderson, 1995)

$$v(P) := \frac{V(P)}{V(0)} = (1 + K'_0 P / K_0)^{-1/K'_0} \quad (12)$$

which is based on the simple ansatz $\kappa^{-1}(P) =: K(P) = K_0 + K'_0 P$, is frequently used to describe (P, V) -data and is known to usually reproduce the values of $K(P)$ correctly up to volume changes somewhat larger than $v(P) > 0.9$ while being algebraically much simpler than other approaches such as the "Vinet" or the "Birch-Murnaghan" EsOS (Anderson, 1995; Angel, 2000b) used for higher compression ranges. Fig.2 shows corresponding fits of unit cell volume and axes of $BaCr(Si_4O_{10})$ using the parameter values of Table2. Note, however, that our theory can in principle be used in combination with any of these EsOS, or even a function $V(P)$ derived from an experimental measurement or a computer simulation. With these values our model confines possible pressure ranges for hysteresis effects to 2.2 GPa–2.4 GPa. One also calculates that the geometrical error introduced in assuming the spontaneous strain $\hat{\epsilon}$ to be infinitesimal is smaller than 0.9%, yielding an error $< 0.1\%$ in the total strain η .

Figure 3 shows the pressure dependence of the bulk modulus of $BaCr(Si_4O_{10})$ calculated from the experimental data of $V(P)$ as compared to the predictions of

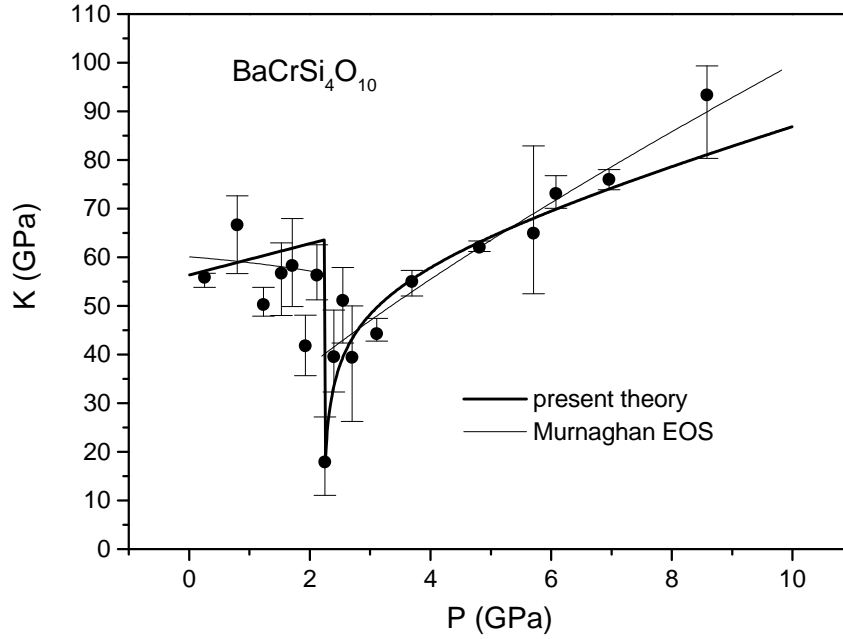


Figure 3. Pressure dependence of bulk modulus $K(P)$ calculated from the experimental data of $V(P)$ (points). The lines show calculations based on piecewise EOS fitting (thin line) and the present high pressure Landau theory (thick line).

the different approaches discussed above. It is clearly evident that the conventional fitting procedure, which is based on a piecewise fitting of EOS in the high and low pressure phase, respectively, underestimates the elastic anomaly by at least a factor of two, whereas the present high pressure adapted Landau theory reproduces the elastic anomaly very well. The same behaviour is found for the axial incompressibilities (Fig.4). It is worth noting that a very similar softening was also observed in other examples of pressure-induced phase transitions, notably for the bulk modulus of solid C_{60} near its fcc-sc transition (Pintsochovius, 1999) and for the longitudinal acoustic modes near the cubic-tetragonal transition of $BaTiO_3$ (Ishidate, 1989).

3. Summary

Summarizing, our theory allows to compute a wealth of experimental observables (e.g. lattice parameters, elastic constants, specific heat, soft modes, etc.) from a quite transparent thermodynamic model based on coupling finite strain elasticity to Landau theory. There are several advantages of this new approach to HPPTs: At first there is a drastic reduction of fit parameters as compared to an expansion in terms of nonlinear elastic constants (Table1). Moreover the present approach allows for a direct connection to EOS fitting procedures. Compared to the method of piecewise EOS fitting the main advantage of our method is that it allows for a unified consistent

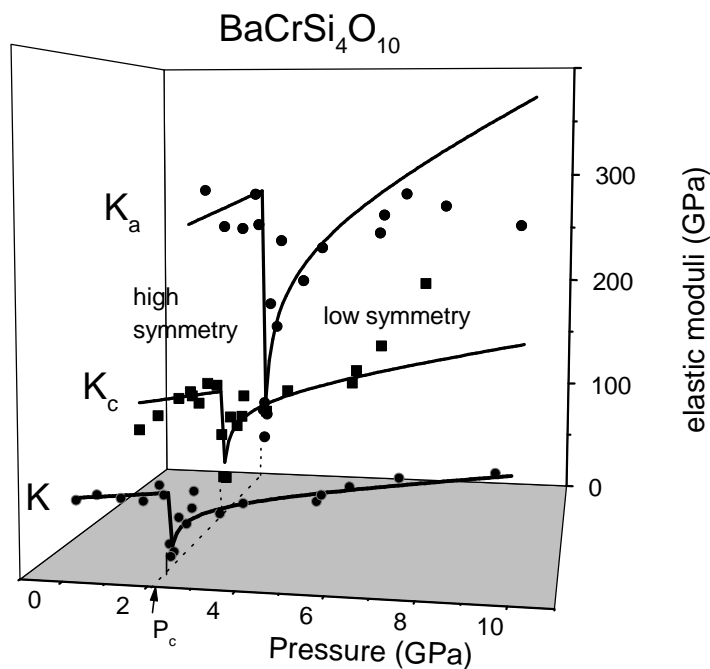


Figure 4. Pressure dependence of axial incompressibilities K_a, K_c calculated from the lattice parameters a_1, a_3 (points) and the bulk modulus K compared with the results of the present Landau theory (lines).

description of high and low symmetry phases with a single set of parameters.

At present, our theory is capable of dealing with group-subgroup transitions involving symmetries of cubic, tetragonal, orthorhombic or hexagonal type. However, it is possible to generalize our approach to arbitrary symmetries once the pressure dependence of the shear elastic constants (in addition to that of the longitudinal ones) is known. Further work in this direction is in progress.

Acknowledgments

Support by the Austrian FWF (P19284-N20) and the *University of Vienna* (Initiativkolleg IK 1022-N) is gratefully acknowledged.

References

- Anderson, O.L. (1995). *Equations of State of Solids for Geophysics and Ceramic Sciences*, Oxford University Press, Oxford.
- Angel, R.J. (2000a). *High-Pressure Structural Phase Transitions*, in "Transformation Processes in Minerals", Reviews in Mineralogy and Geochemistry, Vol. **39**, p. 85, ed. S.A.T. Redfern and M.A. Carpenter.
- Angel, R.J. (2000b). *Equations of state*, In R.M. Hazen (ed), *High-Temperature-High-Pressure Crystal Chemistry*, Reviews in Mineralogy **40**.
- Bergman, D.J. and Halperin, B.I., (1976). Phys. Rev. B **13**, 2145-75.

- Bratkovky, A.M., Salje, E.K.H., Marais, S.C., and Heine, V. (1995).Phase Transitions **55**, 79-126.
- Brendel, R. (1979).Crystal Classes. Acta Cryst. **A35**, 523-533.
- Carpenter, M.A., Salje, E.K.H. and Graeme-Barber, A. (1998).Eur. J. Mineral., **10**, 621-691.
- Chesnut, G.N. and Vohra, Y.K. (2000).Phys. Rev. B **62**, 2965-68.
- Dove, M.T. (1997).American Mineralogist, **82**, 213-244.
- Giddy, A.P., Dove, M.T. and Heine, V. (1989).J.Phys.: Condens. Matter, **1**, 8327-8335.
- Ishidate, T., and Sasaki, S. (1989).Phys. Rev. Lett. **62**, 67-70.
- Koppensteiner, J., Tröster, A. and Schranz, W. (2006).Phys. Rev. B **74**, 014111.
- Kovalev, O.V. (1993).*Representation of the Crystallographic Space Groups*, edited by H.T. Stokes and D.M. Hatch, Gordon and Breach Science Publishers.
- Krüger, T. and Holzapfel, W.B. (1992).Phys. Rev. Lett. **69**, 305-307.
- Meyer, H.W., Carpenter, M.A., Graeme-Barber, A., Sondergeld, P. and Schranz, W. (2000).Eur. J. Mineral. **12**, 1139.
- Prez-Mato, J.M., Ivantchev, S., Garca, A. and Etxebarria, I. (2000).Ferroelectrics, **236**, 93-103.
- Pintschovius, L., Blaschko, O., Krexner, G. and Pyka, N. (1999).Phys. Rev. B **59**, 11020-26.
- Roy, D. and Dasgupta. (1988).*Lattice Theory of Elastic Constants*, edited by S. Senegupta (Transtech Publications Ltd., Switzerland).
- Rubtsov, A.N., Hlinka, J. and Janssen, T. (2000).Phys. Rev. E, **61**, 126-131.
- Salje E. K. H. (1990).*Phase Transitions in Ferroelastic and Coelastic Crystals*, Cambridge University Press, pp.1-229.
- Salje, E.K.H. (1992).Physics Reports, **215**, 49-99.
- Schulte, O. and Holzapfel, W.B. (1995).Phys. Rev. B, **52**, 12636-39.
- Sollich, P., Heine, V. and Dove, M.T. (1994).J.Phys.: Condens. Matter, **6**, 3171-3196.
- Sondergeld, P., Schranz, W., Tröster, A., Carpenter, M.A., Libowitzky, E. and Kityk, A.V. (2000). Phys. Rev. **B62**, 6143.
- Tröster, A., Schranz, W. and Miletich, R. (2002).Phys. Rev. Lett., **88**, 055503,1-4.
- Tröster, A., Dellago, C. and Schranz, W. (2005).Phys. Rev. B, **72**, 094103,1-11.
- Wallace, D.C.(1972).*Thermodynamics of Crystals*, John Wiley & Sons, Inc., U.S.A.