

Critical behaviour of the Ising $S = 1/2$ and $S = 1$ model on $(3, 4, 6, 4)$ and $(3, 3, 3, 3, 6)$ Archimedean lattices

F. W. S. Lima,^{1,*} J. Mostowicz,² and K. Malarz^{2,†}

¹ *Departamento de Física, Universidade Federal do Piauí, 57072-970 Teresina, Piauí, Brazil*

² *Faculty of Physics and Applied Computer Science, AGH University of Science and Technology, al. Mickiewicza 30, PL-30059 Kraków, Poland*

(Dated: November 8, 2018)

We investigate the critical properties of the Ising $S = 1/2$ and $S = 1$ model on $(3, 4, 6, 4)$ and $(3^4, 6)$ Archimedean lattices. The system is studied through the extensive Monte Carlo simulations. We calculate the critical temperature as well as the critical point exponents γ/ν , β/ν and ν basing on finite size scaling analysis. The calculated values of the critical temperature for $S = 1$ are $k_B T_C/J = 1.590(3)$ and $k_B T_C/J = 2.100(4)$ for $(3, 4, 6, 4)$ and $(3^4, 6)$ Archimedean lattices, respectively. The critical exponents β/ν , γ/ν and $1/\nu$ for $S = 1$ are $\beta/\nu = 0.180(20)$, $\gamma/\nu = 1.46(8)$ and $1/\nu = 0.83(5)$ for $(3, 4, 6, 4)$ and $0.103(8)$, $1.44(8)$ and $0.94(5)$ for $(3^4, 6)$ Archimedean lattices. Obtained results differ from the Ising $S = 1/2$ model on $(3, 4, 6, 4)$, $(3^4, 6)$ and square lattice. The evaluated effective dimensionality of the system for $S = 1$ are $D_{\text{eff}} = 1.82(4)$ for $(3, 4, 6, 4)$ and $D_{\text{eff}} = 1.64(5)$ for $(3^4, 6)$.

PACS numbers: 05.70.Ln, 05.50.+q, 75.40.Mg, 02.70.Lq

Keywords: Monte Carlo simulation, Ising model, critical exponents

I. INTRODUCTION

The Ising model [1, 2] remains probably the most cited model in statistical physics. Today, the *ISI Web of Knowledge* abstracting and indexing service returns over eleven thousands records for the query on “Ising” for time span from 1996 to 2010. For *Inspec* database (for years 1969-2010) this number is almost doubled and reaches 19 thousands for *Scopus* database (for data range 1960-2010). The latter means that during the last half of century ≈ 380 papers refer to the Ising model every year. The *Google* search engine indicates over 279 thousands web pages which contain “Ising model” phrase.

The beauty and the popularity of this model lies in both its simplicity and possible applications from pure and applied physics, via life sciences to social sciences. In the way similar to the percolation phenomenon, the Ising model is one of the most convenient way of numerical investigations of second order phase transitions.

In the simplest case, the Ising model may be used to simulate the system of interacting spins which are placed at the nodes of graphs or regular lattices. In its basic version only two values of the spin variable are available, i.e. $S = -\frac{1}{2}$ and $S = +\frac{1}{2}$. This is the classical Ising $S = \frac{1}{2}$ model. For a square lattice this model defines the universality class of phase transitions with analytically known critical exponents which describe the system behaviour near the critical point. The critical point separates two — ordered and disordered — phases.

One of possible generalisation of the Ising model is to

enlarge the set of possible spin values (like in the Potts model [3, 4]). The Ising $S = 1$ model corresponds to three possible spin values, i.e. $S \in \{-1, 0, +1\}$, Ising $S = \frac{3}{2}$ allows for four spin variables $S \in \{\pm\frac{3}{2}, \pm\frac{1}{2}\}$, etc. The Ising $S \neq \frac{1}{2}$ model on various networks and lattices may form universality classes other than the classical square lattice Ising model.

The spin models for $S = 1$ were extensively studied by several approximate techniques in two and three dimensions and their phase diagrams are well known [5–11]. The case $S > 1$ has also been investigated according to several procedures [12–18]. The Ising model $S = 1$ on directed Barabási–Albert network was studied by Lima in 2006 [19]. It was shown, that the system exhibits first-order phase transition. The result is qualitatively different from the results for this model on a square lattice, where a second-order phase transition is observed.

In this paper we study the Ising $S = 1$ model on two Archimedean lattices (AL), namely on $(3, 4, 6, 4)$ and $(3^4, 6)$. The topologies of $(3, 4, 6, 4)$ and $(3^4, 6)$ AL are presented in Fig. 1. Critical properties of these lattices were investigated in terms of site percolation in Ref. [20]. Topologies of all eleven existing AL are given there as well. Also the critical temperatures for Ising $S = \frac{1}{2}$ model [21] and voter model [22] on those AL were estimated numerically.

Here, with extensive Monte Carlo simulations we show that the Ising $S = 1$ model on $(3, 4, 6, 4)$ and $(3^4, 6)$ AL exhibits a second-order phase transition with critical exponents that *do not* fall into universality class of the square lattice Ising $S = \frac{1}{2}$ model.

*Electronic address: fwslima@gmail.com

†URL: <http://home.agh.edu.pl/malarz/>; Electronic address: malarz@agh.edu.pl

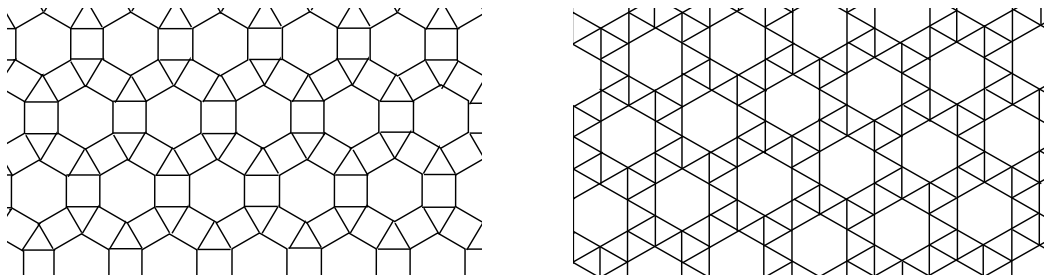


FIG. 1: Topology of (3, 4, 6, 4) [left] and (3⁴, 6) [right] AL.

II. MODEL AND SIMULATION

We consider the two-dimensional Ising $S = 1$ model on (3, 4, 6, 4) and (3⁴, 6) AL lattices. The Hamiltonian of the system can be written as

$$\mathcal{H} = -J \sum_{i=1}^N \sum_{j>i}^N S_i S_j, \quad (1)$$

where spin variable S_i takes values $-1, 0, +1$ and decorates every $N = 6L^2$ vertex of the AL. In Eq. (1) J is the magnetic exchange coupling parameter.

The simulations have been performed for different lattice sizes $L = 8, 16, 32, 64$ and 128 . For each system with $N = 6L^2$ spins and given temperature T we performed Monte Carlo simulation in order to evaluate the system magnetisation m . The simulations start with a uniform configuration of spins ($S_i = +1$, but the results are independent on the initial configuration). It takes 10^5 Monte Carlo steps (MCS) per spin for reaching the steady state, and then the time average over the next 10^5 MCS are estimated. One MCS is accomplished when all N spins are investigated whether they should flip or not. We carried out $N_{\text{run}} = 20$ to 50 independent simulations for each lattice and for given set of parameters (N, T). We have employed the heat bath algorithm for the spin dynamic.

We evaluate the average magnetisation M , the susceptibility χ , and the magnetic 4-th order cumulant U :

$$M(T, L) = \langle |m| \rangle, \quad (2a)$$

$$\frac{k_B T}{J} \cdot \chi(T, L) = N(\langle m^2 \rangle - \langle |m| \rangle^2), \quad (2b)$$

$$U(T, L) = 1 - \frac{\langle m^4 \rangle}{3\langle |m| \rangle^2}, \quad (2c)$$

where $m = \sum_i S_i / N$ and k_B is the Boltzmann constant. In the above equations $\langle \dots \rangle$ stands for thermodynamic average.

In the infinite-volume limit these quantities (2) exhibit singularities at the transition point T_C . In finite systems

the singularities are smeared out and scale in the critical region according to

$$M = L^{-\beta/\nu} f_M(x), \quad (3a)$$

$$\chi = L^{-\gamma/\nu} f_\chi(x), \quad (3b)$$

where ν , β and γ are the usual critical exponents, and $f_i(x)$ are finite size scaling (FSS) functions with $x = (T - T_C)L^{1/\nu}$ being the scaling variable. Therefore, from the size dependence of M and χ one can obtain the exponents β/ν and γ/ν , respectively.

The maximum value of susceptibility also scales as $L^{\gamma/\nu}$. Moreover, the value of temperature T^* for which χ has a maximum, is expected to scale with the system size as

$$T^*(L) = T_C + bL^{-1/\nu}, \quad (4)$$

where the constant b is close to unity [23]. Therefore, the Eq. (4) may be used to determine the exponent $1/\nu$. We have checked also if the calculated exponents satisfy the hyper-scaling hypothesis

$$2\beta/\nu + \gamma/\nu = D_{\text{eff}} \quad (5)$$

in order to get the effective dimensionality, D_{eff} , for both investigated AL lattices.

III. RESULTS AND DISCUSSION

The dependence of the magnetisation M on the temperature T , obtained from simulations on (3, 4, 6, 4) and (3⁴, 6) AL with $N = 6L^2$ ranging from 384 to 98304 sites is presented in Fig. 2. The shape of magnetisation curve versus temperature, for a given value of N , suggests the presents of the second-order transition phase in the system. The phase transition occurs at the critical value T_C of temperature.

In order to estimate the critical temperature T_C we calculate the fourth-order Binder cumulants given by Eq. (2c). It is well known that these quantities are independent of the system size at T_C and should intercept there [24].

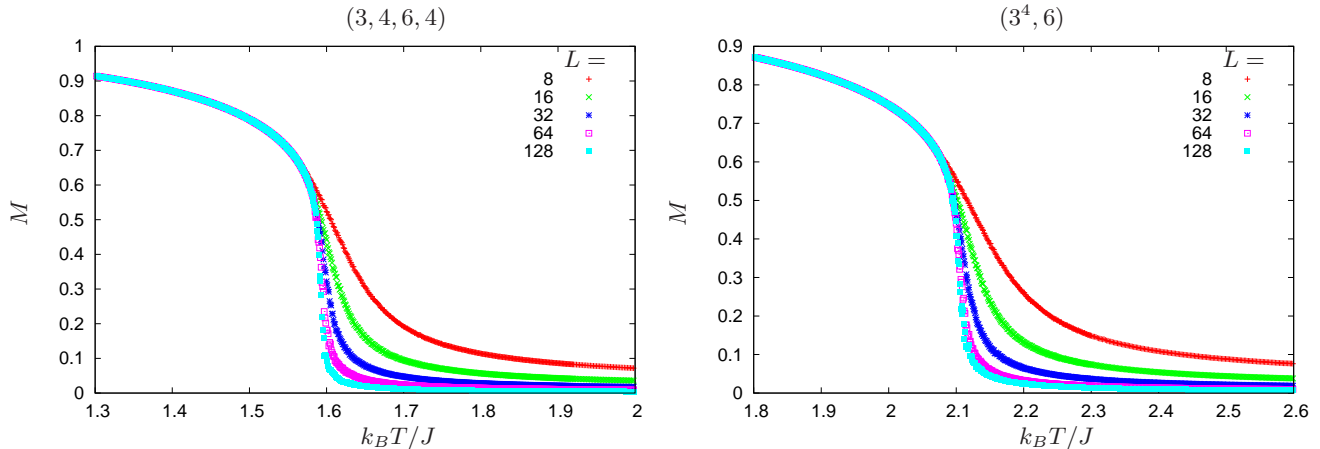


FIG. 2: The magnetisation M as a function of the temperature T , for $L = 8, 16, 32, 64$, and 128 and for $(3, 4, 6, 4)$ and $(3^4, 6)$ AL.

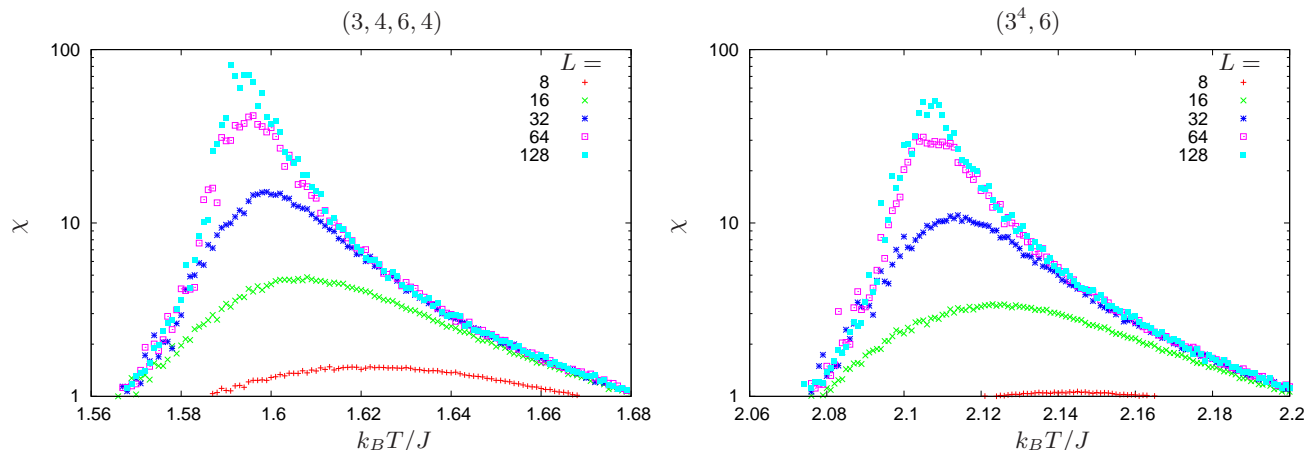


FIG. 3: The susceptibility χ versus temperature T , for $(3, 4, 6, 4)$ and $(3^4, 6)$ AL.

In Fig. 3 the corresponding behaviour of the susceptibility χ is presented.

In Fig. 4 the fourth-order Binder cumulant is shown as a function of the temperature for several values of L . Taking two largest lattices (for $L = 64$ and $L = 128$) we have $T_C = 1.590(3)$ and $T_C = 2.100(3)$ for $(3, 4, 6, 4)$ and $(3^4, 6)$ AL, respectively.

In order to go further in our analysis we also computed the modulus of the magnetisation at the inflection $M^* = M(T_C)$. The estimated exponents β/ν values are $0.180(20)$ and $0.103(7)$ for $(3, 4, 6, 4)$ and $(3^4, 6)$ AL, respectively.

Basing on the dependence $\ln \chi$ on $\ln L$ we estimated $\gamma/\nu = 1.46(8)$ and $\gamma/\nu = 1.44(8)$ for $(3, 4, 6, 4)$ and $(3^4, 6)$ AL, respectively.

To obtain the critical exponent $1/\nu$, we used the scaling relation (4). The calculated values of the exponents $1/\nu$ are $0.83(5)$ for $(3, 4, 6, 4)$ and $1/\nu = 0.94(5)$ for $(3^4, 6)$. Eq. (5) yields effective dimensionality of the systems

$D_{\text{eff}} = 1.82(4)$ for $(3, 4, 6, 4)$ and $D_{\text{eff}} = 1.64(5)$ for $(3^4, 6)$.

The above results, indicate that the Ising $S = 1$ model on $(3, 4, 6, 4)$ and $(3^4, 6)$ AL *does not fall* in the same universality class as the square lattice Ising model, for which the critical exponents are known analytically i.e. $\beta = \frac{1}{8} = 0.125$, $\gamma = \frac{7}{4} = 1.75$ and $\nu = 1$. We have checked numerically, that Ising $S = \frac{1}{2}$ model reproduces these critical exponents with reasonable accuracy for both studied lattices [25]. We improved the value of the critical temperature T_C for these two lattices and $S = \frac{1}{2}$ as well, with respect to Ref. [21].

The results are collected in Tab. I.

Except the exponent ν , all critical exponents for $S = 1$ differ for more than three numerically estimated uncertainties from those given analytically.

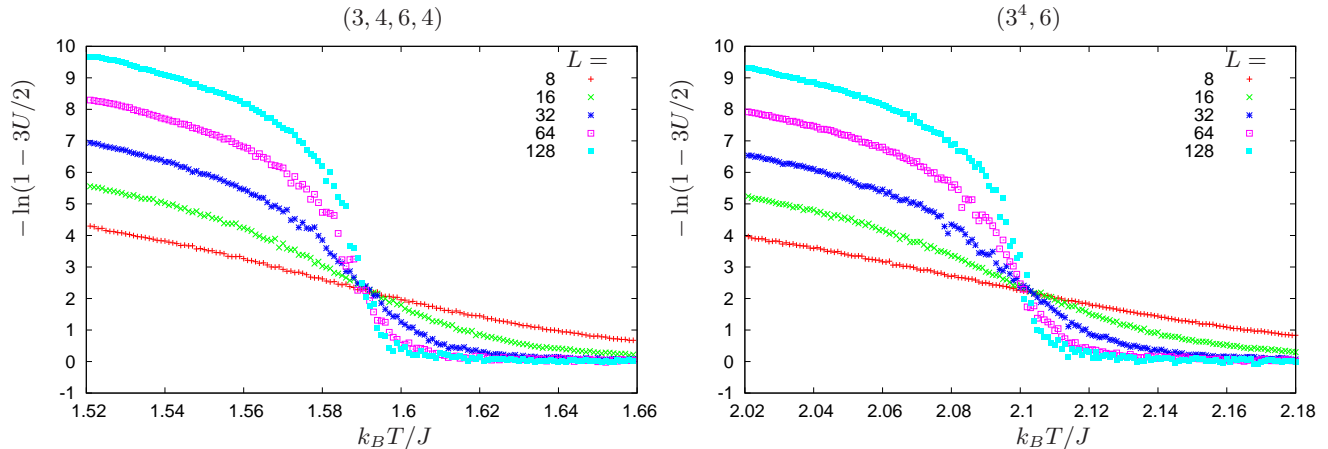


FIG. 4: The reduced Binder's fourth-order cumulant U as a function of the temperature T , for $(3, 4, 6, 4)$ and $(3^4, 6)$ AL.

TABLE I: Critical points and critical points exponents for $(3, 4, 6, 4)$ and $(3^4, 6)$ AL. For comparison, the exact values for the square lattice Ising $S = \frac{1}{2}$ model are included as well.

	S	$k_B T_C / J$	β/ν	γ/ν	$1/\nu$	D_{eff}
$(3, 4, 6, 4)$	1	1.590(3)	0.180(20)	1.46(8)	0.83(5)	1.82(4)
$(3^4, 6)$	1	2.100(3)	0.103(8)	1.44(8)	0.94(5)	1.64(5)
$(3, 4, 6, 4)$	$\frac{1}{2}$	2.145(3)	0.123(17)	1.680(74)	1.066(44)	1.926(84)
$(3^4, 6)$	$\frac{1}{2}$	2.784(3)	0.113(10)	1.726(8)	1.25(13)	1.952(22)
square (4^4)	$\frac{1}{2}$	$2/\text{arcsinh}(1)$	$\frac{1}{8}$	$\frac{7}{4}$	1	2

Acknowledgments

FWSL acknowledges the Brazilian agency FAPESP (Teresina, Piauí, Brazil) for its financial support. This work also was supported (in part) from the AGH-UST

project 11.11.220.01. Part of the calculations was carried out on *SGI Altix 1350* system at the computational park CENAPAD.UNICAMP-USP, São Paulo, Brazil and on *SGI Altix 3700* system at Academic Computer Centre Cyfronet-AGH in Cracow, Poland.

-
- [1] W. Lenz, Z. Phys. **21**, 613 (1920).
[2] E. Ising, Z. Phys. **31**, 253 (1925).
[3] R. B. Potts, Proc. Cambridge Phil. Soc. **48**, 106 (1952).
[4] Fa-Yueh Wu, Rev. Mod. Phys. **54** 235 (1982).
[5] M. Blume, Phys. Rev. **141**, 517 (1966).
[6] H. W. Capel, Physica (Amsterdam) **32**, 966 (1966).
[7] D. M. Saul, M. Wortis, D. Stauffer, Phys. Rev. B **9**, 4964 (1974).
[8] A. K. Jain, D. P. Landau, Phys. Rev. B **22**, 445 (1980).
[9] O. F. de Alcantara Bonfim, Physica A **130**, 367 (1985).
[10] A. N. Berker, M. Wortis, Phys. Rev. B **14**, 4946 (1976).
[11] S. Moss de Oliveira, P. M. C. de Oliveira, F. C. Sá Barreto, J. Stat. Phys. **78**, 1619 (1995).
[12] J. A. Plascak, J. G. Moreira, F. C. Sá Barreto, Phys. Lett. A **173**, 360 (1993).
[13] M. N. Tamashiro, S. R. Salinas, Physica A **211**, 124 (1994).
[14] J. C. Xavier, F. C. Alcaraz, D. Peña Lara, J. A. Plascak, Phys. Rev. B **57**, 11575 (1998).
[15] D. Peña Lara, J. A. Plascak, Int. J. Mod. Phys. B **12**, 2045 (1998).
[16] F. C. Sá Barreto, O. F. Alcantara Bonfim, Physica A **172**, 378 (1991).
[17] A. Bakchinch, A. Bassir, A. Benyoussef, Physica A **195**, 188 (1993).
[18] J. A. Plascak, D. P. Landau, Phys. Rev. E **67**, R015103 (2003).
[19] F. W. S. Lima, Int. J. Mod. Phys. C **17**, 1267 (2006).
[20] P. N. Suding, R. M. Ziff, Phys. Rev. E **60**, 275 (1999).
[21] K. Malarz, M. Zborek, B. Wróbel, TASK Quartely **9**, 475 (2005).
[22] F. W. S. Lima, K. Malarz, Int. J. Mod. Phys. C **17**, 1273 (2006).
[23] D. P. Landau, K. Binder, *A Guide to Monte Carlo Simulations in Statistical Physics*, 2nd edition, Cambridge UP, 2005.
[24] K. Binder, Z. Phys. B **43**, 119 (1981).
[25] J. Mostowicz, M.Sc. Thesis, AGH-UST, Kraków (2009).