

# Search for $CP$ Violation in the Decays $D_{(s)}^+ \rightarrow K_S^0 \pi^+$ and $D_{(s)}^+ \rightarrow K_S^0 K^+$

B. R. Ko,<sup>16</sup> E. Won,<sup>16</sup> H. Aihara,<sup>45</sup> V. Aulchenko,<sup>1,32</sup> T. Aushev,<sup>18,12</sup> A. M. Bakich,<sup>39</sup> V. Balagura,<sup>12</sup> E. Barberio,<sup>22</sup> K. Belous,<sup>11</sup> V. Bhardwaj,<sup>34</sup> M. Bischofberger,<sup>24</sup> A. Bozek,<sup>28</sup> M. Bračko,<sup>20,13</sup> T. E. Browder,<sup>7</sup> P. Chang,<sup>27</sup> A. Chen,<sup>25</sup> P. Chen,<sup>27</sup> B. G. Cheon,<sup>6</sup> I.-S. Cho,<sup>49</sup> Y. Choi,<sup>38</sup> J. Dalseno,<sup>21,41</sup> A. Das,<sup>40</sup> Z. Doležal,<sup>2</sup> A. Drutskoy,<sup>3</sup> S. Eidelman,<sup>1,32</sup> P. Goldenzweig,<sup>3</sup> B. Golob,<sup>19,13</sup> H. Ha,<sup>16</sup> T. Hara,<sup>8</sup> H. Hayashii,<sup>24</sup> Y. Horii,<sup>44</sup> Y. Hoshi,<sup>43</sup> W.-S. Hou,<sup>27</sup> Y. B. Hsiung,<sup>27</sup> H. J. Hyun,<sup>17</sup> T. Iijima,<sup>23</sup> K. Inami,<sup>23</sup> R. Itoh,<sup>8</sup> M. Iwabuchi,<sup>49</sup> M. Iwasaki,<sup>45</sup> N. J. Joshi,<sup>40</sup> D. H. Kah,<sup>17</sup> J. H. Kang,<sup>49</sup> P. Kapusta,<sup>28</sup> N. Katayama,<sup>8</sup> T. Kawasaki,<sup>30</sup> H. O. Kim,<sup>17</sup> Y. J. Kim,<sup>5</sup> S. Korpar,<sup>20,13</sup> P. Križan,<sup>19,13</sup> P. Krokovny,<sup>8</sup> T. Kuhr,<sup>15</sup> T. Kumita,<sup>46</sup> Y.-J. Kwon,<sup>49</sup> S.-H. Kyeong,<sup>49</sup> J. S. Lange,<sup>4</sup> M. J. Lee,<sup>37</sup> S.-H. Lee,<sup>16</sup> J. Li,<sup>7</sup> C. Liu,<sup>36</sup> Y. Liu,<sup>27</sup> D. Liventsev,<sup>12</sup> R. Louvot,<sup>18</sup> A. Matyja,<sup>28</sup> S. McOnie,<sup>39</sup> H. Miyata,<sup>30</sup> R. Mizuk,<sup>12</sup> E. Nakano,<sup>33</sup> M. Nakao,<sup>8</sup> Z. Natkaniec,<sup>28</sup> S. Neubauer,<sup>15</sup> S. Nishida,<sup>8</sup> O. Nitoh,<sup>47</sup> S. Ogawa,<sup>42</sup> T. Ohshima,<sup>23</sup> S. Okuno,<sup>14</sup> S. L. Olsen,<sup>37,7</sup> W. Ostrowicz,<sup>28</sup> P. Pakhlov,<sup>12</sup> G. Pakhlova,<sup>12</sup> H. Palka,<sup>28</sup> C. W. Park,<sup>38</sup> H. Park,<sup>17</sup> H. K. Park,<sup>17</sup> R. Pestotnik,<sup>13</sup> M. Petrić,<sup>13</sup> L. E. Piilonen,<sup>48</sup> M. Röhrken,<sup>15</sup> S. Ryu,<sup>37</sup> H. Sahoo,<sup>7</sup> Y. Sakai,<sup>8</sup> O. Schneider,<sup>18</sup> C. Schwanda,<sup>10</sup> A. J. Schwartz,<sup>3</sup> R. Seidl,<sup>35</sup> K. Senyo,<sup>23</sup> M. E. Seviar,<sup>22</sup> M. Shapkin,<sup>11</sup> V. Shebalin,<sup>1,32</sup> C. P. Shen,<sup>7</sup> J.-G. Shiu,<sup>27</sup> J. B. Singh,<sup>34</sup> P. Smerkol,<sup>13</sup> A. Sokolov,<sup>11</sup> E. Solovieva,<sup>12</sup> S. Stanič,<sup>31</sup> M. Starič,<sup>13</sup> T. Sumiyoshi,<sup>46</sup> M. Tanaka,<sup>8</sup> G. N. Taylor,<sup>22</sup> Y. Teramoto,<sup>33</sup> K. Trabelsi,<sup>8</sup> S. Uehara,<sup>8</sup> Y. Unno,<sup>6</sup> S. Uno,<sup>8</sup> G. Varner,<sup>7</sup> K. E. Varvell,<sup>39</sup> K. Vervink,<sup>18</sup> C. H. Wang,<sup>26</sup> M.-Z. Wang,<sup>27</sup> P. Wang,<sup>9</sup> M. Watanabe,<sup>30</sup> Y. Watanabe,<sup>14</sup> B. D. Yabsley,<sup>39</sup> Y. Yamashita,<sup>29</sup> M. Yamauchi,<sup>8</sup> Z. P. Zhang,<sup>36</sup> V. Zhilich,<sup>1,32</sup> T. Zivko,<sup>13</sup> A. Zupanc,<sup>15</sup> and O. Zyukova<sup>1,32</sup>

(The Belle Collaboration)

<sup>1</sup>*Budker Institute of Nuclear Physics, Novosibirsk*

<sup>2</sup>*Faculty of Mathematics and Physics, Charles University, Prague*

<sup>3</sup>*University of Cincinnati, Cincinnati, Ohio 45221*

<sup>4</sup>*Justus-Liebig-Universität Gießen, Gießen*

<sup>5</sup>*The Graduate University for Advanced Studies, Hayama*

<sup>6</sup>*Hanyang University, Seoul*

<sup>7</sup>*University of Hawaii, Honolulu, Hawaii 96822*

<sup>8</sup>*High Energy Accelerator Research Organization (KEK), Tsukuba*

<sup>9</sup>*Institute of High Energy Physics, Chinese Academy of Sciences, Beijing*

<sup>10</sup>*Institute of High Energy Physics, Vienna*

<sup>11</sup>*Institute of High Energy Physics, Protvino*

<sup>12</sup>*Institute for Theoretical and Experimental Physics, Moscow*

<sup>13</sup>*J. Stefan Institute, Ljubljana*

<sup>14</sup>*Kanagawa University, Yokohama*

<sup>15</sup>*Institut für Experimentelle Kernphysik, Karlsruhe Institut für Technologie, Karlsruhe*

<sup>16</sup>*Korea University, Seoul*

<sup>17</sup>*Kyungpook National University, Taegu*

<sup>18</sup>*École Polytechnique Fédérale de Lausanne (EPFL), Lausanne*

<sup>19</sup>*Faculty of Mathematics and Physics, University of Ljubljana, Ljubljana*

<sup>20</sup>*University of Maribor, Maribor*

<sup>21</sup>*Max-Planck-Institut für Physik, München*

<sup>22</sup>*University of Melbourne, School of Physics, Victoria 3010*

<sup>23</sup>*Nagoya University, Nagoya*

<sup>24</sup>*Nara Women's University, Nara*

<sup>25</sup>*National Central University, Chung-li*

<sup>26</sup>*National United University, Miao Li*

<sup>27</sup>*Department of Physics, National Taiwan University, Taipei*

<sup>28</sup>*H. Niewodniczanski Institute of Nuclear Physics, Krakow*

<sup>29</sup>*Nippon Dental University, Niigata*

<sup>30</sup>*Niigata University, Niigata*

<sup>31</sup>*University of Nova Gorica, Nova Gorica*

<sup>32</sup>*Novosibirsk State University, Novosibirsk*

<sup>33</sup>*Osaka City University, Osaka*

<sup>34</sup>*Panjab University, Chandigarh*

<sup>35</sup>RIKEN BNL Research Center, Upton, New York 11973

<sup>36</sup>University of Science and Technology of China, Hefei

<sup>37</sup>Seoul National University, Seoul

<sup>38</sup>Sungkyunkwan University, Suwon

<sup>39</sup>School of Physics, University of Sydney, NSW 2006

<sup>40</sup>Tata Institute of Fundamental Research, Mumbai

<sup>41</sup>Excellence Cluster Universe, Technische Universität München, Garching

<sup>42</sup>Toho University, Funabashi

<sup>43</sup>Tohoku Gakuin University, Tagajo

<sup>44</sup>Tohoku University, Sendai

<sup>45</sup>Department of Physics, University of Tokyo, Tokyo

<sup>46</sup>Tokyo Metropolitan University, Tokyo

<sup>47</sup>Tokyo University of Agriculture and Technology, Tokyo

<sup>48</sup>IPNAS, Virginia Polytechnic Institute and State University, Blacksburg, Virginia 24061

<sup>49</sup>Yonsei University, Seoul

We have searched for  $CP$  violation in the charmed meson decays  $D_{(s)}^+ \rightarrow K_S^0 \pi^+$  and  $D_{(s)}^+ \rightarrow K_S^0 K^+$  using  $673 \text{ fb}^{-1}$  of data collected with the Belle detector at the KEKB asymmetric-energy  $e^+e^-$  collider. No evidence for  $CP$  violation is observed. We report the most sensitive  $CP$  asymmetry measurements to date for these decays:  $A_{CP}^{D^+ \rightarrow K_S^0 \pi^+} = (-0.71 \pm 0.19 \pm 0.20)\%$ ,  $A_{CP}^{D_s^+ \rightarrow K_S^0 \pi^+} = (+5.45 \pm 2.50 \pm 0.33)\%$ ,  $A_{CP}^{D^+ \rightarrow K_S^0 K^+} = (-0.16 \pm 0.58 \pm 0.25)\%$ , and  $A_{CP}^{D_s^+ \rightarrow K_S^0 K^+} = (+0.12 \pm 0.36 \pm 0.22)\%$ , where the first uncertainties are statistical and the second are systematic.

PACS numbers: 11.30.Er, 13.25.Ft, 14.40.Lb

Violation of the combined Charge-conjugation and Parity symmetries ( $CP$ ) in the standard model (SM) is produced by a non-vanishing phase in the Cabibbo-Kobayashi-Maskawa flavor-mixing matrix [1]. For charged meson decays this may be observed as a non-zero  $CP$  asymmetry, defined as

$$A_{CP} = \frac{\Gamma(X^+ \rightarrow f^+) - \Gamma(X^- \rightarrow f^-)}{\Gamma(X^+ \rightarrow f^+) + \Gamma(X^- \rightarrow f^-)} \quad (1)$$

where  $\Gamma$  is the partial decay width,  $X$  denotes a charged meson, and  $f$  is a final state.

In the SM, the charmed particle processes for which a significant non-vanishing  $CP$  violation is expected are singly Cabibbo-suppressed (SCS) decays in which there is both interference between two different decay amplitudes and a strong phase shift from final state interactions. In the SM,  $CP$  violation in SCS charmed meson decays is predicted to occur at the level of  $\mathcal{O}(0.1)\%$  or lower [2]. The SM also predicts a  $CP$  asymmetry in the final states containing a neutral kaon that is produced via  $K^0 - \bar{K}^0$  mixing even if no  $CP$  violating phase exists in the charm decay amplitudes. The expected magnitude for this type of asymmetry is  $(0.332 \pm 0.006)\%$  from  $K_L^0$  semileptonic decay [3]. Searches for  $CP$  violation in charmed mesons are complementary to those in  $B$  and  $K$  mesons, since the former tests the  $CP$  violating couplings of the  $up$ -type quarks while the latter those of the  $down$ -type quarks.

In this Letter we report results from searches for  $CP$  violation in the  $D_s^+ \rightarrow K_S^0 \pi^+$ ,  $D^+ \rightarrow K_S^0 K^+$ ,  $D^+ \rightarrow K_S^0 \pi^+$ , and  $D_s^+ \rightarrow K_S^0 K^+$  decay processes [4]. The former two channels are SCS decays and the latter two are mixtures of Cabibbo-favored (CF) and doubly Cabibbo-suppressed (DCS) decays, where SM  $CP$  violations de-

scribed above are expected. Observing  $A_{CP}$  values of  $\mathcal{O}(1)\%$  or larger in the decays considered in this Letter would represent strong evidence for processes involving physics beyond the SM [5].

The data used in this analysis were recorded at or near the  $\Upsilon(4S)$  resonance with the Belle detector [6] at the  $e^+e^-$  asymmetric-energy collider KEKB [7]. The sample corresponds to an integrated luminosity of  $673 \text{ fb}^{-1}$ .

$D^+$  and  $D_s^+$  candidates are reconstructed using the same requirements used in the measurement of the branching ratios for these same decays reported in Ref. [8]. Figure 1 shows the reconstructed  $K_S^0 \pi^\pm$  and  $K_S^0 K^\pm$  invariant mass distributions. All signals are parameterized as a sum of two Gaussian distributions except for  $D_s^+ \rightarrow K_S^0 \pi^+$  in which a single Gaussian is used for the signal parameterization. The parameterizations of the random combinatorial background and the peaking background due to  $K/\pi$  misidentification are described in detail in Ref. [8].

We determine the quantities  $A_{CP}^{X^+ \rightarrow K_S^0 h^+}$  defined in Eq. (1) by measuring the signal yield asymmetry

$$A_{\text{rec}}^{X^+ \rightarrow K_S^0 h^+} = \frac{N_{\text{rec}}^{X^+ \rightarrow K_S^0 h^+} - N_{\text{rec}}^{X^- \rightarrow K_S^0 h^-}}{N_{\text{rec}}^{X^+ \rightarrow K_S^0 h^+} + N_{\text{rec}}^{X^- \rightarrow K_S^0 h^-}}, \quad (2)$$

where  $N_{\text{rec}}$  is the number of reconstructed decays and  $h$  is a charged hadron. The measured asymmetry in Eq. (2) includes two contributions other than  $A_{CP}$ . One is the forward-backward asymmetry ( $A_{FB}$ ) due to  $\gamma^* - Z^0$  interference in  $e^+e^- \rightarrow c\bar{c}$  and the other is a detection efficiency asymmetry between positively and negatively charged tracks ( $A_\epsilon^{h^\pm}$ ). Since  $K_S^0$  mesons are reconstructed from a  $\pi^+\pi^-$  pair, there is no detection asym-

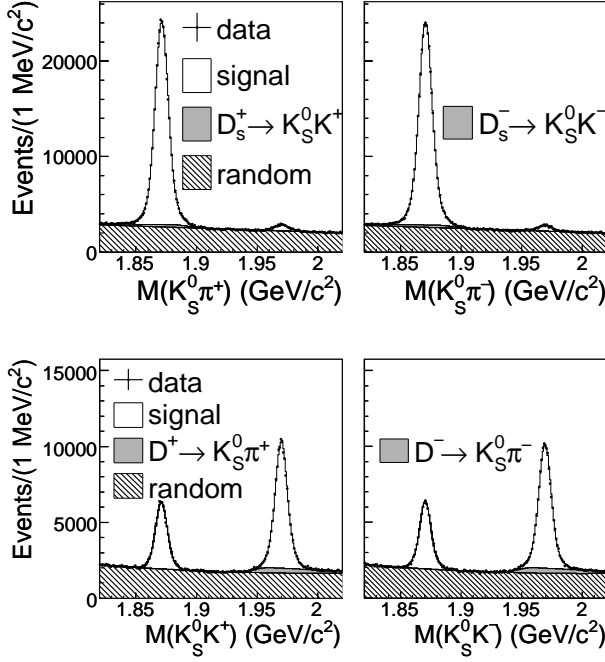


FIG. 1: Invariant mass distributions for the  $K_S^0\pi^\pm$  and  $K_S^0K^\pm$  final states. Points with error bars (note the small size of them due to the large sample) show the data and the histograms show the results of the parameterizations of the data. Signal, peaking background, and random combinatorial background components are also shown.

metry other than  $A_\epsilon^{h^+}$ . Eq. (2) can therefore be expressed as

$$A_{\text{rec}}^{X^+ \rightarrow K_S^0 h^+} = A_{CP}^{X^+ \rightarrow K_S^0 h^+} + A_{FB}^{X^+} + A_\epsilon^{h^+}. \quad (3)$$

To correct for the asymmetries other than  $A_{CP}$ , we use reconstructed samples of  $D_s^+ \rightarrow \phi\pi^+$  and  $D^0 \rightarrow K^-\pi^+$  decays and assume that  $A_{CP}$  in CF decays is negligibly small at the current experimental sensitivity and that  $A_{FB}$  is the same for all charmed mesons. We reconstruct  $\phi$  mesons via their  $K^+K^-$  decay channel for  $D_s^+ \rightarrow \phi\pi^+$ , requiring the  $K^+K^-$  invariant mass to be between 1.01 and 1.03  $\text{GeV}/c^2$ .

The measured asymmetry for  $D_s^+ \rightarrow \phi\pi^+$  is the sum of  $A_{FB}^{D_s^+}$  and  $A_\epsilon^{\pi^+}$ . Hence one can extract the  $A_{CP}$  value for the  $K_S^0\pi^+$  final states by subtracting the measured asymmetry for  $D_s^+ \rightarrow \phi\pi^+$  from that for  $D_{(s)}^+ \rightarrow K_S^0\pi^+$ . The subtraction is performed in bins of  $\pi^+$  momentum,  $p_\pi^{\text{lab}}$ , and polar angle in the laboratory system,  $\cos\theta_\pi^{\text{lab}}$  (because  $A_\epsilon^{h^+}$  depends on these two variables while it is uniform in azimuthal angle), and the charmed meson's polar angle in the center-of-mass system,  $\cos\theta_{D_{(s)}^+}^{\text{CMS}}$  (since  $\cos\theta_{D_{(s)}^+}^{\text{CMS}}$  is correlated with  $\cos\theta_\pi^{\text{lab}}$  and  $A_{FB}^{D_{(s)}^+}$  depends on it). The choice of the three-dimensional (3-D) binning is selected in order to avoid large statistical fluctuations in

each bin. Figure 2 shows the  $A_{CP}$  map of  $D^+ \rightarrow K_S^0\pi^+$  in bins of  $(p_\pi^{\text{lab}}, \cos\theta_\pi^{\text{lab}}, \cos\theta_{D^+}^{\text{CMS}})$ . Calculating a weighted average of the  $A_{CP}$  values over the 3-D bins, we obtain  $A_{CP}^{D^+ \rightarrow K_S^0\pi^+} = (-0.71 \pm 0.26)\%$  where the uncertainty originates from the finite size of the  $D^+ \rightarrow K_S^0\pi^+$  (0.19%) and  $D_s^+ \rightarrow \phi\pi^+$  (0.18%) samples. The  $\chi^2/\text{d.o.f}$  over the 3-D bins is found to be 31.4/24 which corresponds to 14% probability.

The statistical precision of the  $D_s^+ \rightarrow K_S^0\pi^+$  sample is too low to allow for a 3-D correction to  $A_{\text{rec}}^{D_s^+ \rightarrow K_S^0\pi^+}$ . For this mode we correct for asymmetries other than  $A_{CP}$  with an inclusive correction obtained by subtracting  $A_{\text{rec}}^{D^+ \rightarrow K_S^0\pi^+}$  from  $A_{CP}^{D^+ \rightarrow K_S^0\pi^+}$  after integrating over the entire  $(p_\pi^{\text{lab}}, \cos\theta_\pi^{\text{lab}}, \cos\theta_{D^+}^{\text{CMS}})$  space. The inclusive correction is  $(-0.34 \pm 0.18)\%$  where the uncertainty is entirely due to the statistical uncertainty of the  $D_s^+ \rightarrow \phi\pi^+$  sample. The value of  $A_{CP}^{D^+ \rightarrow K_S^0\pi^+}$  is measured to be  $(+5.45 \pm 2.50)\%$ , where the uncertainty is statistical only.

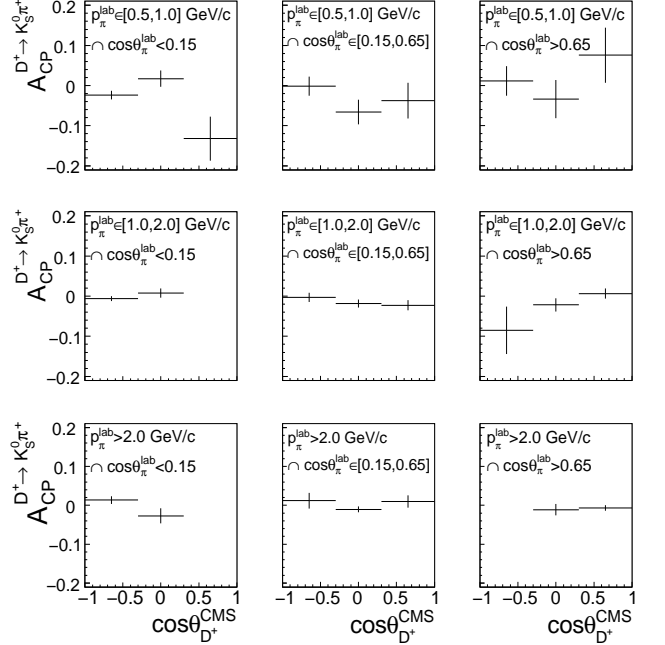


FIG. 2: Measured  $A_{CP}$  values for  $D^+ \rightarrow K_S^0\pi^+$  in bins of  $(p_\pi^{\text{lab}}, \cos\theta_\pi^{\text{lab}}, \cos\theta_{D^+}^{\text{CMS}})$ . Empty bins where no entries are plotted have no statistics.

The dominant source of systematic uncertainty in the  $A_{CP}^{D_{(s)}^+ \rightarrow K_S^0\pi^+}$  measurement is the uncertainty in the  $A_{\text{rec}}^{D_s^+ \rightarrow \phi\pi^+}$  determination, which originates from the following sources: the statistical uncertainty of the selected  $D_s^+ \rightarrow \phi\pi^+$  sample (0.18%); the choice of the  $M(K^+K^-)$  interval (0.03%); and the choice of binning for the 3-D map of  $A_{\text{rec}}^{D_s^+ \rightarrow \phi\pi^+}$  (0.03%). Another source is the choice of fitting parameters for the invariant mass dis-

tributions: binnings, mass windows, and background parameterizations together, contribute uncertainties of 0.04% to  $A_{CP}^{D^+ \rightarrow K_S^0 \pi^+}$  and 0.27% to  $A_{CP}^{D_s^+ \rightarrow K_S^0 \pi^+}$ , where the larger uncertainty on  $A_{CP}^{D_s^+ \rightarrow K_S^0 \pi^+}$  is inherited from the low statistics of  $D_s^+ \rightarrow K_S^0 \pi^+$ . We also consider possible effects due to the differences in interactions of  $K^0$  and  $\bar{K}^0$  mesons with the material of the detector.  $K^0$  and  $\bar{K}^0$  mesons considered in this Letter are produced through the weak interaction and interact with the material near the interaction point until they decay into  $\pi^+ \pi^-$  pairs. This produces a non-vanishing asymmetry originating from the different strong interactions of  $K^0$  and  $\bar{K}^0$  mesons with nucleons. Assuming that the differences between  $K^0$  and  $\bar{K}^0$  interactions with nucleons are the same as those for  $K^+$  and  $K^-$  interactions, we calculate the probability of  $K^0$  and  $\bar{K}^0$ -nucleons interactions using the known  $K^+$  and  $K^-$  cross sections [3] and take into account the time evolution of neutral kaons. We consider the beam pipe [6] and the silicon vertex detector [9] in our estimates of the  $K^0/\bar{K}^0$ -material effects. The uncertainty in the  $CP$  asymmetry due to  $K^0/\bar{K}^0$ -material effects is found to be 0.06%. A summary of systematic uncertainties in  $A_{CP}^{D_s^+ \rightarrow K_S^0 \pi^+}$  is given in Table I. By combining all systematic uncertainties in quadrature, we obtain  $A_{CP}^{D^+ \rightarrow K_S^0 \pi^+} = (-0.71 \pm 0.19 \pm 0.20)\%$  and  $A_{CP}^{D_s^+ \rightarrow K_S^0 \pi^+} = (+5.45 \pm 2.50 \pm 0.33)\%$ , where the first uncertainties are statistical and the second are systematic.

The method for the measurement of  $A_{CP}$  in the  $K_S^0 K^+$  final states is different from that for the  $K_S^0 \pi^+$  final states. The  $A_{FB}^{D_s^+}$  and  $A_\epsilon^{\pi^+}$  components in  $A_{\text{rec}}^{D_s^+ \rightarrow K_S^0 \pi^+}$  are directly obtained from the  $D_s^+ \rightarrow \phi \pi^+$  sample, but there is no corresponding large statistics decay mode that can be used to directly measure the  $A_{FB}^{D_s^+}$  and  $A_\epsilon^{K^+}$  components in  $A_{\text{rec}}^{D_s^+ \rightarrow K_S^0 K^+}$ . Thus, to correct the reconstructed asymmetry in the  $K_S^0 K^+$  final states, we use samples of  $D^0 \rightarrow K^- \pi^+$  as well as  $D_s^+ \rightarrow \phi \pi^+$  decays.

The measured asymmetry for  $D^0 \rightarrow K^- \pi^+$  is a sum of  $A_{FB}^{D^0}$ ,  $A_\epsilon^{K^-}$ , and  $A_\epsilon^{\pi^+}$ . Thus, we can extract  $A_\epsilon^{K^-}$  by subtracting the measured asymmetry for  $D_s^+ \rightarrow \phi \pi^+$  from that for  $D^0 \rightarrow K^- \pi^+$ . An  $A_\epsilon^{K^-}$  correction map is obtained as follows;  $N_{\text{rec}}^{D^0 \rightarrow K^- \pi^+}$  and  $N_{\text{rec}}^{D^0 \rightarrow K^+ \pi^-}$  are corrected according to the reconstructed asymmetry for  $D_s^+ \rightarrow \phi \pi^+$  in bins of  $(p_\pi^{\text{lab}}, \cos \theta_\pi^{\text{lab}}, \cos \theta_D^{\text{CMS}})$ . Subsequently, corrected  $N_{\text{rec}}^{D^0 \rightarrow K^- \pi^+}$  and  $N_{\text{rec}}^{D^0 \rightarrow K^+ \pi^-}$  values are determined in bins of  $K^\mp$  momentum and polar angle in the laboratory frame,  $(p_{K^\mp}^{\text{lab}}, \cos \theta_{K^\mp}^{\text{lab}})$ . From the corrected values of  $N_{\text{rec}}^{D^0 \rightarrow K^- \pi^+}$  and  $N_{\text{rec}}^{D^0 \rightarrow K^+ \pi^-}$  in bins of  $(p_{K^\mp}^{\text{lab}}, \cos \theta_{K^\mp}^{\text{lab}})$ , we obtain an  $A_\epsilon^{K^-}$  map that is used to correct  $A_\epsilon^{K^+}$  [10] for the  $K_S^0 K^+$  final states. By subtracting  $A_\epsilon^{K^+}$  from the reconstructed asymmetry of  $D_s^+ \rightarrow K_S^0 K^+$ , we obtain the corrected reconstruction

asymmetry  $A_\epsilon^{K^+}$  for  $D_{(s)}^+ \rightarrow K_S^0 K^+$ :

$$\begin{aligned} A_{\text{rec}}^{D_{(s)}^+ \rightarrow K_S^0 K_{\text{corr}}^+} &= A_{\text{rec}}^{D_{(s)}^+ \rightarrow K_S^0 K^+} - A_\epsilon^{K^+} \\ &= A_{FB}^{D_{(s)}^+} + A_{CP}^{D_{(s)}^+ \rightarrow K_S^0 K^+}. \end{aligned} \quad (4)$$

As shown in Eq. (4),  $A_{\text{rec}}^{D_{(s)}^+ \rightarrow K_S^0 K_{\text{corr}}^+}$  includes not only an  $A_{CP}$  component but also an  $A_{FB}$  component. Since  $A_{CP}$  is independent of all kinematic variables, while  $A_{FB}$  is an odd function of  $\cos \theta_{D_{(s)}^+}^{\text{CMS}}$ , and thus vanishes when

integrated over it, we measure  $A_{\text{rec}}^{D_{(s)}^+ \rightarrow K_S^0 K_{\text{corr}}^+}$  as a function of  $\cos \theta_{D_{(s)}^+}^{\text{CMS}}$ . The  $A_{CP}$  component in Eq. (4) is then extracted according to Eq. (5a), using the above symmetry properties. We also extract the  $A_{FB}$  component in Eq. (4) using Eq. (5b).

$$\begin{aligned} A_{CP}^{D_{(s)}^+ \rightarrow K_S^0 K^+} &= [A_{\text{rec}}^{D_{(s)}^+ \rightarrow K_S^0 K_{\text{corr}}^+} (\cos \theta_{D_{(s)}^+}^{\text{CMS}}) \\ &+ A_{\text{rec}}^{D_{(s)}^+ \rightarrow K_S^0 K_{\text{corr}}^+} (-\cos \theta_{D_{(s)}^+}^{\text{CMS}})]/2, \end{aligned} \quad (5a)$$

$$\begin{aligned} A_{FB}^{D_{(s)}^+ \rightarrow K_S^0 K^+} &= [A_{\text{rec}}^{D_{(s)}^+ \rightarrow K_S^0 K_{\text{corr}}^+} (\cos \theta_{D_{(s)}^+}^{\text{CMS}}) \\ &- A_{\text{rec}}^{D_{(s)}^+ \rightarrow K_S^0 K_{\text{corr}}^+} (-\cos \theta_{D_{(s)}^+}^{\text{CMS}})]/2. \end{aligned} \quad (5b)$$

Figure 3 shows  $A_{CP}^{D_{(s)}^+ \rightarrow K_S^0 K^+}$  and  $A_{FB}^{D_{(s)}^+ \rightarrow K_S^0 K^+}$  as a function of  $|\cos \theta_{D_{(s)}^+}^{\text{CMS}}|$ . Calculating a weighted average over the  $|\cos \theta_{D_{(s)}^+}^{\text{CMS}}|$  bins, we obtain  $A_{CP}^{D^+ \rightarrow K_S^0 K^+} = (-0.16 \pm 0.58)\%$  and  $A_{CP}^{D_s^+ \rightarrow K_S^0 K^+} = (+0.12 \pm 0.36)\%$  where the uncertainties are statistical only. The observed  $A_{FB}$  values decrease with  $\cos \theta_{D_{(s)}^+}^{\text{CMS}}$  as expected from the leading-order prediction [11]. The observed deviations from the prediction are expected due to higher order corrections, and are in agreement with the measured asymmetries in the  $K^+ K^-$  and  $\pi^+ \pi^-$  final states [12].

The dominant source of systematic uncertainty in the  $A_{CP}^{D_{(s)}^+ \rightarrow K_S^0 K^+}$  measurement is the uncertainty in  $A_\epsilon^{K^-}$ , which has several sources: the systematic uncertainty in the  $A_{\text{rec}}^{D_s^+ \rightarrow \phi \pi^+}$  measurement (0.18%); statistics of the  $D^0 \rightarrow K^- \pi^+$  sample (0.06%); the systematic uncertainty due to the choice of binning for the 2-D map of  $A_\epsilon^{K^-}$  (0.04%); and a possible  $A_{CP}$  in the  $D^0 \rightarrow K^- \pi^+$  final state from the interference between decays with and without  $D^0 - \bar{D}^0$  mixing. The latter uncertainty is estimated from the 95% confidence level upper limit on the  $CP$  violating asymmetry,  $A_{CP} = -y \sin \delta \sin \phi \sqrt{R}$  [13], using the world average of  $D^0 - \bar{D}^0$  mixing and  $CP$  violation parameters [14] and is found to be 0.01%. We also consider different  $\cos \theta_{D_{(s)}^+}^{\text{CMS}}$  binnings to estimate the systematic uncertainty due to the choice of  $\cos \theta_{D_{(s)}^+}^{\text{CMS}}$  binning

TABLE I: Summary of systematic uncertainties.  $\sigma A_{CP}$  is the systematic uncertainty in  $A_{CP}$ .

Source		$\sigma A_{CP}^{D^+ \rightarrow K_S^0 \pi^+}$ (%)	$\sigma A_{CP}^{D_s^+ \rightarrow K_S^0 \pi^+}$ (%)	$\sigma A_{CP}^{D^+ \rightarrow K_S^0 K^+}$ (%)	$\sigma A_{CP}^{D_s^+ \rightarrow K_S^0 K^+}$ (%)
$A_{\text{rec}}^{D^+ \rightarrow \phi \pi^+}$	$D_s^+ \rightarrow \phi \pi^+$ statistics	0.18	0.18	-	-
	$A_{\text{rec}}^{D^+ \rightarrow \phi \pi^+}$ binning	0.03	0.03	-	-
	$M(K^+ K^-)$ window	0.03	0.03	-	-
$A_{\epsilon}^{K^-}$	$D_s^+ \rightarrow \phi \pi^+$ statistics	-	-	0.18	0.18
	$A_{\text{rec}}^{D^+ \rightarrow \phi \pi^+}$ binning	-	-	0.03	0.03
	$M(K^+ K^-)$ window	-	-	0.03	0.03
	$D^0 \rightarrow K^- \pi^+$ statistics	-	-	0.06	0.06
	$A_{\epsilon}^{K^-}$ binning	-	-	0.04	0.04
	Possible $A_{CP}^{D^0 \rightarrow K^- \pi^+}$	-	-	0.01	0.01
$\cos \theta_{D(s)}^{\text{CMS}}$ binning		-	-	0.06	0.06
Fitting		0.04	0.27	0.12	0.05
$K^0/\bar{K}^0$ -material effects		0.06	0.06	0.06	0.06
Total		0.20	0.33	0.25	0.22

(0.06%). Systematic uncertainties due to the fitting procedure and  $K^0/\bar{K}^0$ -material effects are described above and included in Table I, where the total systematic uncertainties of the  $A_{CP}$  measurements are summarized. Combining all systematic uncertainties in quadrature, we obtain  $A_{CP}^{D^+ \rightarrow K_S^0 K^+} = (-0.16 \pm 0.58 \pm 0.25)\%$  and  $A_{CP}^{D_s^+ \rightarrow K_S^0 K^+} = (+0.12 \pm 0.36 \pm 0.22)\%$  where the first uncertainties are statistical and the second are systematic. Table II summarizes our results, present best measurements [15], and expected  $A_{CP}$  from  $K^0 - \bar{K}^0$  mixing [3].

TABLE II: Summary of the  $A_{CP}$  measurements. The first uncertainties in the second and third columns are statistical and the second are systematic. DCS decay contributions are ignored for the decays denoted by †'s in the fourth column.

	Belle (%)	Ref. [15] (%)	Ref. [3] (%)
$A_{CP}^{D^+ \rightarrow K_S^0 \pi^+}$	$-0.71 \pm 0.19 \pm 0.20$	$-1.3 \pm 0.7 \pm 0.3$	$-0.332^\dagger$
$A_{CP}^{D_s^+ \rightarrow K_S^0 \pi^+}$	$+5.45 \pm 2.50 \pm 0.33$	$+16.3 \pm 7.3 \pm 0.3$	$+0.332$
$A_{CP}^{D^+ \rightarrow K_S^0 K^+}$	$-0.16 \pm 0.58 \pm 0.25$	$-0.2 \pm 1.5 \pm 0.9$	$-0.332$
$A_{CP}^{D_s^+ \rightarrow K_S^0 K^+}$	$+0.12 \pm 0.36 \pm 0.22$	$+4.7 \pm 1.8 \pm 0.9$	$-0.332^\dagger$

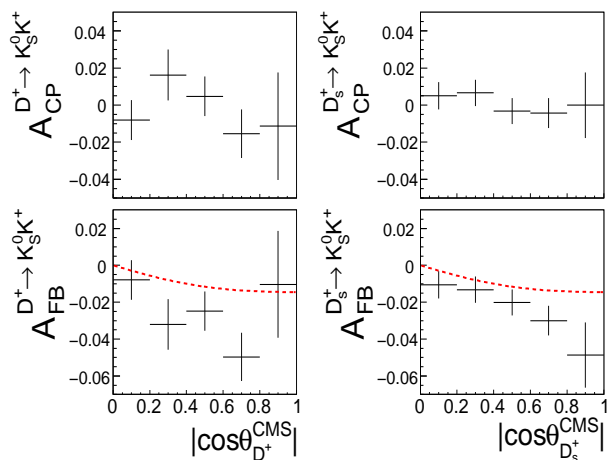


FIG. 3: Measured  $A_{CP}$  and  $A_{FB}$  values for  $D_{(s)}^+ \rightarrow K_S^0 K^+$  as a function of  $|\cos \theta_{D(s)}^{\text{CMS}}|$ . The dashed curves show the leading-order prediction for  $A_{FB}^c$ .

In summary, with a  $673 \text{ fb}^{-1}$  data sample collected with the Belle detector at the KEKB asymmetric-energy

$e^+e^-$  collider, we have searched for  $CP$  violation in the charged charmed meson decays  $D_{(s)}^+ \rightarrow K_S^0 \pi^+$  and  $D_{(s)}^+ \rightarrow K_S^0 K^+$ . No evidence for  $CP$  violation is observed. Our results are consistent with the SM (see Table II) and provide the most stringent constraints to date on models for beyond the SM  $CP$  violation in these decays [5].

We thank the KEKB group for excellent operation of the accelerator, the KEK cryogenics group for efficient solenoid operations, and the KEK computer group and the NII for valuable computing and SINET3 network support. We acknowledge support from MEXT, JSPS and Nagoya's TLPRC (Japan); ARC and DIISR (Australia); NSFC (China); DST (India); MEST, KOSEF, KRF (Korea); MNiSW (Poland); MES and RFAAE (Russia); ARRS (Slovenia); SNSF (Switzerland); NSC and MOE (Taiwan); and DOE (USA).

- [1] M. Kobayashi and T. Maskawa, Prog. Theor. Phys., **49**, 652 (1973).
- [2] F. Buccella, M. Lusignoli, G. Miele, A. Pugliese, and P. Santorelli, Phys. Rev. D **51**, 3478 (1995).

- [3] C. Amsler *et al.* (Particle Data Group), Phys. Lett. B **667**, 1 (2008).
- [4] Throughout this Letter the charge conjugate decay mode is also implied unless stated otherwise.
- [5] I. I. Bigi and H. Yamamoto, Phys. Lett. B **349**, 363 (1995); H. J. Lipkin and Z.-Z. Xing, Phys. Lett. B **450**, 405 (1999); G. D'Ambrosio and D.-N. Gao, Phys. Lett. B **513**, 123 (2001); Y. Grossman, A. L. Kagan, and Y. Nir, Phys. Rev. D **75**, 036008 (2007).
- [6] A. Abashian *et al.* (Belle Collab.), Nucl. Instr. and Meth. A **479**, 117 (2002).
- [7] S. Kurokawa and E. Kikutani, Nucl. Instr. and Meth. A **499**, 1 (2003), and other papers included in this volume.
- [8] E. Won *et al.* (Belle Collab.), Phys. Rev. D **80**, 111101(R) (2009).
- [9] Z. Natkaniec *et al.* (Belle SVD2 Group), Nucl. Instr. and Meth. A **560**, 1 (2006); Y. Ushiroda (Belle SVD2 Group), Nucl. Instr. and Meth. A **511**, 6 (2003).
- [10] We define  $A^{x^+} \equiv [N^{x^+} - N^{x^-}]/[N^{x^+} + N^{x^-}]$ . Hence  $A^{x^-} = -A^{x^+}$ .
- [11] The leading-order prediction for  $A_{FB}^{c\bar{c}}$  at  $\sqrt{s}=10.6$  GeV is about  $-0.029 \cos \theta^{\text{CMS}}/(1 + \cos^2 \theta^{\text{CMS}})$ . See for example O. Nachtmann, Elementary Particle Physics, Springer-Verlag (1989).
- [12] M. Starič *et al.* (Belle Collab.), Phys. Lett. B **670**, 190 (2008).
- [13] A. A. Petrov, Phys. Rev. D **69**, 111901(R) (2004).
- [14] E. Barberio *et al.* (Heavy Flavor Averaging Group), [arXiv:0808.1297v3\[hep-ex\]](https://arxiv.org/abs/0808.1297v3) and online update at <http://www.slac.stanford.edu/xorg/hfag/>.
- [15] H. Mendez *et al.* (CLEO Collab.), Phys. Rev. D **81**, 052013 (2010).