

Multistage Relaying Using Interference Networks

Bama Muthuramalingam, Srikrishna Bhashyam and Andrew Thangaraj

Department of Electrical Engineering

Indian Institute of Technology Madras, Chennai, India 600036

{bama, srikrishna, andrew}@iitm.ac.in

Abstract—Wireless networks with multiple nodes that relay information from a source to a destination are expected to be deployed in many applications. Therefore, understanding their design and performance under practical constraints is important. In this work, we propose and study three multihopping decode and forward (MDF) protocols for multistage half-duplex relay networks with no direct link between the source and destination nodes. In all three protocols, we assume no cooperation across relay nodes for encoding and decoding. Numerical evaluation in illustrative example networks and comparison with cheap relay cut-set bounds for half-duplex networks show that the proposed MDF protocols approach capacity in some ranges of channel gains. The main idea in the design of the protocols is the use of coding in interference networks that are created in different states or modes of a half-duplex network. Our results suggest that multistage half-duplex relaying with practical constraints on cooperation is comparable to point-to-point links and full-duplex relay networks, if there are multiple non-overlapping paths from source to destination and if suitable coding is employed in interference network states.

I. INTRODUCTION

One of the key technologies in next generation systems for achieving high throughput and providing better coverage is *relaying*. Relaying has attracted a high level of recent research interest with several papers focusing on various aspects of communicating using relays with different constraints and assumptions. In this work, we are concerned with the capacity of multistage relaying from one source to one destination through an arbitrary network of half duplex relays.

An example network that we consider in detail for ease of explanation and clarity is the two stage relay network shown in Fig. 1. In this 6-node network, the source node $S = 1$ intends to communicate with the sink node $D = 6$ through 4 relay nodes $\{R_1 = 2, R_2 = 3, R_3 = 4, R_4 = 5\}$ connected as shown. The channel gains (α, β, γ) are shown next to the

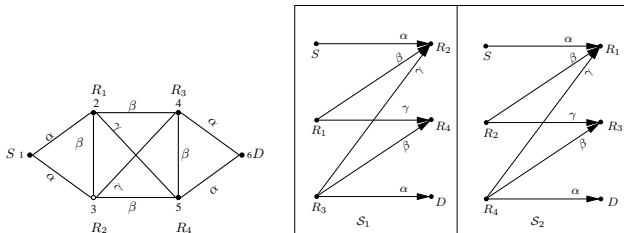


Fig. 1. Two stage relay network and interference states

corresponding edges. For simplicity, some of the gains are assumed to be identical. For a multistage half-duplex relay network such as the one in Fig. 1, we study coding methods

and protocols needed to achieve the best possible rate from source to destination for different ranges of the channel gains.

There are two different aspects to multistage relaying when the relays are connected in an arbitrary fashion: (1) scheduling transmissions by nodes, and (2) coding methods employed by nodes during transmissions. One strategy for scheduling is to avoid interference altogether. However, the maximum data rate under Interference Avoidance (IA) is limited, because the source is transmitting only for a fraction of the total time. To improve upon IA, more states of the network with the source node in transmit mode need to be considered. The scheduling task is to determine those states that are crucial for obtaining higher rates. When multiple nodes transmit, interference network states are created in the network based on the connectivity. Two important interference network states are shown in Fig. 1 for the network of Fig. 1. In one state, $S, R_1,$ and R_3 are transmitters and, in the other state, $S, R_2,$ and R_4 are transmitters. In both the states shown in Fig. 1, the source node is a transmitter and the destination node is a receiver. This property improves the flow of information, and is useful for improving the transmission rate from the source.

In each interference network state, three different coding strategies of increasing complexity are considered for transmitters - Common broadcast (CB), Superposition coding (SC) and Dirty paper coding (DPC) for the source node alone. The receiving nodes in the interference network employ multiple access (MAC) receivers that work by successive interference cancellation. For different combinations of coding strategies, suitable rate regions are determined for each state (or interference network). The overall rate achievable from the source to the destination is computed using an optimization over the time-sharing of the rate regions for each state, subject to additional flow constraints that ensure compatibility of the rate vectors used for individual states.

To place our work better, we review a sample of the relevant prior literature. The relay channel is a classic setting, introduced in [1], and studied extensively [2]–[4]. One result of particular interest is the cut-set bound for half-duplex relay networks operating by time-sharing over a finite number of states [5]. This “cheap relay” bound has been used by several authors as an outer bound for achievable rates.

Recently, the half-duplex diamond network with two relays has been studied in [6]–[9]. The *multi-hopping decode and forward* (MDF) protocol, proposed in [6] and extended in [7], achieves rates close to the cheap relay cut-set bound. Wang *et al* [8] consider a modified diamond network with an additional

link between the relays and propose a coding strategy using Dirty Paper Coding (DPC), which is shown to approach the cut-set bound. More protocols for general half-duplex wireless relay networks have been studied in [10], [11].

In relation to the above, in our work, we propose and study multi-hopping decode and forward (MDF) protocols for a general relay network with half-duplex nodes in the following setting: (1) *No cooperation* is assumed for encoding and decoding (except in one protocol for the source node alone), (2) Achievable rates are compared against the cheap relay cut-set bound at *finite SNRs*, (3) The protocols and methods apply for a *general topology* of relays. The results are illustrated by evaluation on two different networks, where we show that the cut-set bound is approached for some values of channel gains.

II. MODEL

We represent a wireless network with m nodes as an undirected graph $G = (V, E)$, where the vertex set $V = \{1, 2, \dots, m\}$ represents the wireless nodes. An edge $(i, j) \in E$ indicates that Node i and Node j are connected by an additive white Gaussian noise (AWGN) channel with constant gain denoted as h_{ij} .

Each node is subject to an average power constraint P and has a noise variance σ^2 . In addition, a half-duplex constraint is imposed on the nodes so that they can either transmit, receive, or be idle at any given time. Therefore, in this work, an m -node half-duplex wireless network can be in $M \leq \mathcal{M} = 3^m$ states. These states are denoted S_1, S_2, \dots, S_M . In such a network, we are interested in maximizing the communication rate R from an arbitrary source $S \in V$ to an arbitrary sink $D \in V$. The nodes in $V \setminus \{S, D\}$ act as relays in this communication. Information flow from source to destination happens by a time-sharing of the states $S_k, 1 \leq k \leq M$, and may reach the destination in multiple hops depending on the connectivity of the graph. Hence, the specific problem considered in this work can be termed *multihop, half-duplex relaying* in an arbitrary wireless network.

The total transmission time is normalized to one time unit, and state S_k is active for a λ_k fraction of the time (λ_k could be zero) with $\sum_{k=1}^M \lambda_k = 1$. As in [6], [7], we assume that the state sequence and the time-sharing parameters are known to all nodes before transmission. Let $I_k = \{i \in V : \text{Node } i \text{ is a transmitter in State } S_k\}$ be the set of active transmitters in State S_k , and let $J_k = \{i \in V : \text{Node } i \text{ is a receiver in State } S_k\}$ be the set of active receivers in State S_k . When state S_k is active, simultaneous transmissions from nodes in I_k can interfere at one or more of the receivers in J_k depending on the connectivity of the nodes in I_k and J_k . Thus, each state $S_k = (I_k, J_k)$ is an *interference network* [12] or *hyperedge* with I_k and J_k as the two disjoint vertex sets. We use the terms interference network, hyperedge and state interchangeably. The choice of a specific coding and decoding strategy for each state $S_k = (I_k, J_k)$ determines possible operating rate vectors in an achievable rate region for that state. Since the capacity region and optimal coding scheme are not known for general interference networks, we

consider three suboptimal strategies for each state based on different broadcast and interference processing techniques. In all these strategies, we impose the constraint that the receivers J_k cannot cooperate in decoding. Similarly, the nodes in I_k are assumed to encode their messages independently; however, in one scheme, the source is assumed to know the messages transmitted by the relays.

III. CUT-SET BOUND

A cut-set upper bound for half-duplex relay networks operating by time-sharing over a finite number of states has been derived in [5]. This bound is presented here, briefly.

Let $X^{(i)}$ and $Y^{(i)}$ be the transmitted and received variables at node i when it is in transmit and receive states, respectively. The maximum achievable information rate R between source S and destination D in a half-duplex network is bounded as

$$R \leq \sup_{\lambda_k} \min_{\Omega} \sum_{k=1}^{\mathcal{M}} \lambda_k I(X_{(k)}^{\Omega}; Y_{(k)}^{\Omega} | X_{(k)}^{\Omega^c}), \quad (1)$$

for some joint distributions $\{p(x^{(1)}, x^{(2)}, \dots, x^{(m)} | k)\}$, $1 \leq k \leq \mathcal{M}$, where the supremum is over all $\lambda_k \geq 0$ such that $\sum_{k=1}^{\mathcal{M}} \lambda_k = 1$, the minimization is over all Ω such that $S \in \Omega$, $D \in \Omega^c$, $X_{(k)}^{\Omega} = \{X^{(i)} : i \in \Omega \cap I_k\}$, $Y_{(k)}^{\Omega^c} = \{Y^{(i)} : i \in \Omega^c \cap J_k\}$, and $X_{(k)}^{\Omega^c} = \{X^{(i)} : i \in \Omega^c \cap I_k\}$. The above upper bound can be computed by solving a linear program [7]. The mutual information $I(X_{(k)}^{\Omega}; Y_{(k)}^{\Omega} | X_{(k)}^{\Omega^c})$ is computed exactly using known sum rate capacity results [13] when the choice of Ω and k results in multiple access or broadcast channels. When the sum rate capacity is not known exactly (e.g. for interference channels), the MIMO sum capacity is used as an upper bound.

IV. MULTIHOP HALF-DUPLEX RELAYING STRATEGIES

In this section, we present the three MDF strategies that we propose and study in the context of a general relay network with half-duplex nodes. In all these strategies, the network operates by time-sharing between the states, where each state is an interference network in general. The strategies differ in the encoding scheme in each state. The decoder at each receiver employs successive interference cancellation (SIC).

A. Common Broadcast (CB) Scheme

In state $S_k = (I_k, J_k)$, each transmitter $i \in I_k$ sends a common message at rate R_i^k to the set of all its receivers Γ_-^i . Each receiver $j \in J_k$ must decode the messages from the set Γ_+^j of all the transmitters connected to j . The decoding constraints at each receiver for achievability are the constraints for the multiple access channel corresponding to the SIC receiver. Therefore, the achievable rate region for each state S_k is defined by the following set of constraints:

$$\sum_{i \in A} R_i^k \leq \frac{1}{2} \log \left(1 + \frac{\sum_{i \in A} h_{ij}^2 P}{\sigma^2} \right), \quad (2)$$

for all $A \subseteq \Gamma_+^j$ and for all $j \in J_k$. When each transmitter is connected to all receivers, i.e., $\Gamma_-^i = J_k$ for each $i \in I_k$, then the above region is the same as the compound multiple access rate region in [14].

B. Superposition Coding (SC) Scheme

In this scheme, in state S_k , each transmitter $i \in I_k$ sends independent messages to each of its receivers in Γ_-^i using superposition coding. Let the codeword transmitted to receiver j from transmitter i be \mathbf{x}_{ij} . Let the power used for this codeword be $P_j = \alpha_{ij}P$ and R_{ij}^k be the rate. Therefore, the transmitter i transmits a superposition of codewords given by $\mathbf{x}_i = \sum_{j \in \Gamma_-^i} \mathbf{x}_{ij}$. The received word at receiver j is

$$\mathbf{y}_j = \sum_{i \in \Gamma_+^j} h_{ij} \sum_{l \in \Gamma_-^i} \mathbf{x}_{il} + \mathbf{w}_j.$$

For simplicity of notation, we assume that the d_-^i receivers in Γ_-^i are arranged in descending order of channel magnitude from transmitter i , and $\Gamma_-^i[p : q]$ denotes the set of elements of Γ_-^i starting from the p^{th} element to the q^{th} element. Each receiver j decodes the codewords intended for itself and all other *weaker* receivers from each transmitter. Let receiver j be the l_i^{th} receiver in Γ_-^i . The codewords of the weaker receivers $\Gamma_-^i[l_i + 1 : d_-^i]$ are canceled in the SIC receiver. Therefore, only the codewords to the stronger receivers $\Gamma_-^i[1 : l_i - 1]$ will interfere. The received word can be written as

$$\begin{aligned} \mathbf{y}_j &= \underbrace{\sum_{i \in \Gamma_+^j} \sum_{l \in \Gamma_-^i[1:l_i-1]} h_{ij} \mathbf{x}_{il}}_{\text{interference codewords}} \\ &+ \underbrace{\sum_{i \in \Gamma_+^j} h_{ij} \mathbf{x}_{ij} + \sum_{i \in \Gamma_+^j} \sum_{l \in \Gamma_-^i[l_i+1:d_-^i]} h_{ij} \mathbf{x}_{il}}_{\text{decoded codewords}} + \mathbf{w}_j. \end{aligned}$$

Therefore, the achievable rate region for each state S_k is defined by the following set of constraints:

$$R_{ij}^k \leq \frac{1}{2} \log \left(1 + \frac{h_{ij}^2 \alpha_{ij} P}{\sigma^2 + \sum_{l \in \Gamma_-^i[1:l_i-1]} h_{ij}^2 \alpha_{il} P} \right), \quad (3)$$

$$\sum_{j \in \Gamma_-^i} \alpha_{ij} \leq 1, \quad \forall i \in I_k, \quad (4)$$

$$\sum_{(p,q) \in A} R_{pq}^k \leq \frac{1}{2} \log \left(1 + \frac{\sum_{(p,q) \in A} h_{pj}^2 \alpha_{pq} P}{\sigma^2 + \sum_{i \in \Gamma_+^j} \sum_{l \in \Gamma_-^i[1:l_i-1]} h_{il}^2 \alpha_{il} P} \right) \quad (5)$$

$\forall A \subseteq Q_j = \{(p, q) : p \in \Gamma_+^j, q \in \Gamma_-^p[l_i : d_-^i]\}$ and $\forall j \in J_k$.

Using superposition coding allows each transmitter to send messages to a subset of its receivers. This *receiver selection* ability allows better spatial reuse.

C. Dirty Paper Coding (DPC) - CB Scheme

In the DPC-CB scheme, the source is assumed to know the messages transmitted by all the relays since all messages originate from the source. Therefore, when $S \in I_k$, Dirty

Paper Coding (DPC) is used by the source to cancel interference to its receiver caused by simultaneous transmissions from relay nodes. Other transmitters in I_k transmit common messages similar to the CB scheme. The receiver r to which the source is sending its DPC-coded message at rate R_s^k is not affected by interference from other relays and will decode only this message. The other receivers must decode all the messages from all the transmitters (except the source) that are connected to it. For example, in the state S_1 shown in Fig. 1, S transmits a DPC-coded message to R_2 using its prior knowledge of the messages transmitted by R_1 and R_3 (and the corresponding channel gains). Receiver R_4 decodes the common messages transmitted by R_1 and R_3 , and receiver D decodes the common message transmitted by R_3 . For the above DPC-CB scheme, the achievable rate region for state S_k is given by the following constraints:

$$R_s^k \leq \frac{1}{2} \log \left(1 + \frac{h_{sr}^2 P}{\sigma^2} \right), \quad (6)$$

$$\sum_{i \in A} R_i^k \leq \frac{1}{2} \log \left(1 + \frac{\sum_{i \in A} h_{ij}^2 P}{\sigma^2} \right), \quad \left(\forall A \subseteq \Gamma_+^j, \forall j \in J_k \setminus r \right) \quad (7)$$

D. Optimization Model

Now, we present the optimization problem to be solved to compute the achievable rate from source S to destination D in the multistage relay network. The optimization model from [15] is adapted to incorporate the appropriate rate region constraints for the MDF schemes proposed earlier.

Let x_{ij}^k denote the information flow rate from node i to node j in state S_k towards the sink. Let x_i^k denote the total information flow out of node i in state S_k . The optimization problem can be stated as:

$$\max_{\{x_{ij}^k\}, \{\lambda_k\}} R, \quad \text{subject to:} \quad (8)$$

- Flow constraints: For all $i \in V$, we have

$$\sum_{\{k:i \in I_k\}} \sum_{j \in \Gamma_-^i} x_{ij}^k - \sum_{\{k:i \in J_k\}} \sum_{j \in \Gamma_+^i} x_{ji}^k = \begin{cases} R & \text{if } i = S \\ -R & \text{if } i = D \\ 0 & \text{else} \end{cases}$$

- Scheduling constraints: $\sum_k \lambda_k \leq 1$ and $\lambda_k \geq 0 \forall k$.
- Rate region constraints: The achievable rate region constraints for each state depend on the encoding and decoding scheme used. The rate constraints for each of the three proposed schemes for each state S_k are as follows:

- 1) CB scheme:

$$\sum_{j \in \Gamma_-^i} x_{ij}^k \leq x_i^k, \quad \forall i \in I_k, \quad (9)$$

$$\sum_{i \in A} x_i^k \leq \lambda_k (\text{RHS of (2)}), \quad \left(\forall A \subseteq \Gamma_+^j, \forall j \in J_k \right) \quad (10)$$

where RHS of (2) is the right hand side of (2).

- 2) SC scheme: Equation (4), and:

$$x_{ij}^k \leq \lambda_k (\text{RHS of (3)}), \quad \forall i \in I_k, \quad (11)$$

$$\sum_{(p,q) \in A} x_{pq}^k \leq \lambda_k (\text{RHS of (5)}), \quad (12)$$

for all $A \subseteq Q_j$ and for all $j \in J_k$.

3) DPC-CB scheme:

$$\sum_{j \in \Gamma_-^i} x_{ij}^k \leq x_i^k, \quad \forall i \in I_k, \quad (13)$$

$$x_s^k \leq \lambda_k(\text{RHS of (6)}), \quad (14)$$

$$\sum_{i \in A} x_i^k \leq \lambda_k(\text{RHS of (7)}), \quad (15)$$

for all $A \subseteq \Gamma_+^j$ and for all $j \in J_k \setminus r$.

For the CB and DPC-CB schemes, the above optimization problem is a linear program. However, for the SC scheme, it is not a linear program since the power sharing variables α_{ij} 's are also optimized. Therefore, the numerical solutions for the SC scheme are computed using the constrained optimization function *fmincon* in MATLAB.

V. NUMERICAL RESULTS

We evaluate and compare the rate achieved by the MDF schemes: (1) CB, (2) SC, and (3) DPC-CB for two different network topologies and channel realizations. The cheap relay cut-set upper bound for half-duplex relay networks and the rate achieved by the IA scheme are also evaluated. The rate achieved by each scheme is obtained by solving the optimization problem in (8) with appropriate rate region constraints.

Since the diamond network has been studied in detail in [7], [8], we skip details and simply mention that the proposed MDF protocols recover similar results for the diamond network.

A. Two stage relay network

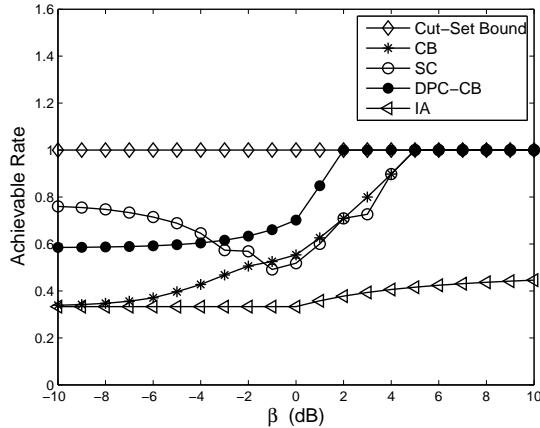


Fig. 2. $\alpha = 1, \gamma = 1$, vary β .

We first consider the two-stage relay network shown in Fig. 1. For evaluating the cut-set bound, all the $2^2 \cdot 3^4 = 324$ states were considered. The states that avoid interference (called IA states) are the states with a single transmitting node. For the proposed MDF protocols, interference network states with two transmitters ($\binom{5}{2} = 10$ states) and some states with three transmitters (5 out of $\binom{5}{3} = 10$ states) are used along with the IA states. Two of the states with three transmitters are shown in Fig. 1 for illustration. In Fig. 2, the cut-set bound, determined by the source cut, is at 1 for all β . For large

β , the states used are $S_3 = (\{S, R_2, R_3\}, \{R_1, R_4, D\})$ and $S_4 = (\{S, R_1, R_4\}, \{R_2, R_3, D\})$. The receivers in both these states see strong interference, which can be canceled at the receiver. For instance, in state S_3 , the receiver R_1 can decode the source's message in the presence of strong interference from R_2 and R_3 . Because of this, all three MDF schemes achieve capacity of 1 by equal time-sharing of states S_3 and S_4 . For small β , common broadcast at the relays is limited by a weak receiver with close-to-zero capacity. Superposition coding, which enables different rates to receivers, proves to be better at low values of β . For SC, states S_1 and S_2 (shown in fig. 1) are chosen, and the rate is limited by the interference at relays R_1 and R_2 . DPC is marginally weaker, since the relays continue to do common broadcast when the source does DPC. However, when $\beta = 1$ (0 dB), DPC is better as SC becomes identical to CB for identical channel gains.

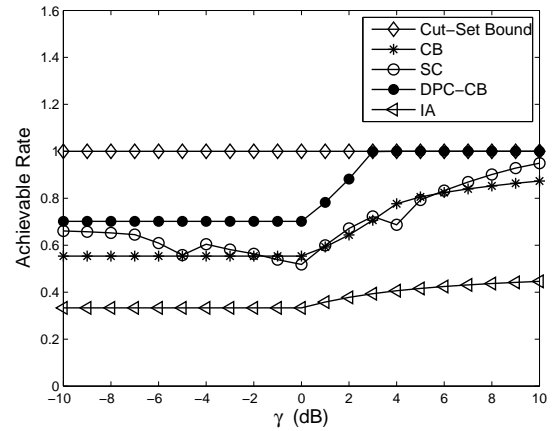


Fig. 3. $\alpha = 1, \beta = 1$, vary γ .

In Fig. 3, the cut-set bound, determined by the source cut, is at 1 for all γ . For $\gamma > 1$, the DPC-CB scheme achieves the cut-set bound for lower γ than SC and CB schemes. DPC achieves capacity by time-sharing the states S_1 and S_2 . The interference at relays R_1 and R_2 are canceled using DPC, while the interference at R_3 and R_4 is overcome because the gains of the $R_2 \rightarrow R_3$ and $R_1 \rightarrow R_4$ links increase with γ . The same states are used for the SC scheme as well. However, interference at R_1 and R_2 are overcome only for larger γ . For very large γ , CB scheme also approaches the cut-set bound by time-sharing between the states $(\{S, R_4\}, \{R_1, D\})$ and $(\{R_1\}, \{R_4\})$. For small γ , we see that DPC-CB achieves a rate of 0.7, while the SC and CB achieve rates of 0.67 and 0.55 respectively. For both DPC-CB and CB schemes, states S_3 and S_4 are chosen. While the interference at R_3 and R_4 limits the DPC-CB scheme, the CB scheme is limited by the interference at relays R_1 and R_2 .

B. Rectangular grid network

Consider the 4×3 rectangular grid network shown in Fig. 4. Since the number of possible states is prohibitively large, we first select three non-overlapping paths from the source node

$S = 2$ to the destination node $D = 11$. We know from the two-stage relay network example that multiple flow paths used appropriately with interference processing can be effective. The paths chosen are $S \rightarrow 4 \rightarrow 7 \rightarrow D$, $S \rightarrow 5 \rightarrow 8 \rightarrow D$ and $S \rightarrow 6 \rightarrow 9 \rightarrow D$. Using the nodes on these paths, the three states chosen for scheduling are $(\{S, 6, 8\}, \{4, 9, D\})$, $(\{S, 4, 9\}, \{5, 7, D\})$, and $(\{S, 5, 7\}, \{6, 8, D\})$. Note that the source node is a transmitter and the destination node is a receiver in all three chosen states. Also, the other two transmitters are chosen to be at different distances from the source. With this choice of states, we have a two-stage relay network with six relay nodes $\{4, 5, 6, 7, 8, 9\}$ aiding communications from the source to the destination.

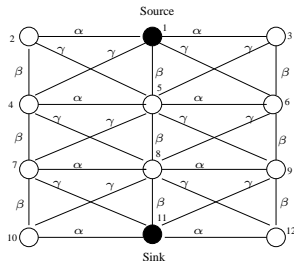


Fig. 4. 4×3 Grid Network.

In Fig. 5, the gains β and γ are set to 1, and the gain α is varied. We notice that the DPC-CB scheme approaches the capacity for a large range of values of $\alpha > 1$. The CB and SC schemes are limited by the interference at relays 4 and 5 even for large α . For small α , the DPC-CB and CB schemes are limited by the common broadcast constraint at the relays. While SC scheme can perform better, it is still limited by interference at relays 4 and 5 compared to the cut-set bound.

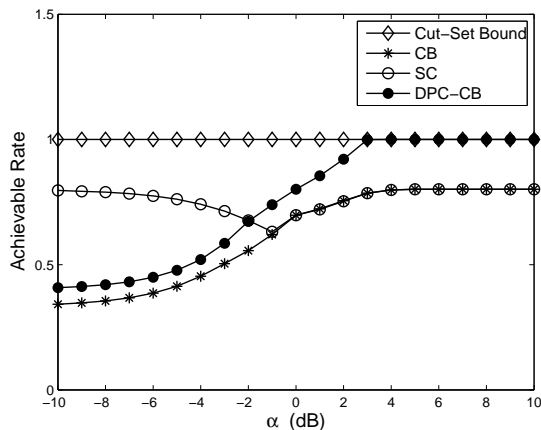


Fig. 5. Performance in Grid Network, $\beta = 1, \gamma = 1$, vary α .

In summary, in larger networks, the choice of schedule is important. We have used a path-based heuristic and relied on interference-processing for approaching the cut-set bound.

VI. CONCLUSIONS

Based on this work, two interesting comparisons are possible for multistage half-duplex relay networks based on the

cut-set bound. For the network in Fig. 1, the cut-set bound evaluates to $C_{pp} = \log(1 + \alpha^2 P / \sigma^2)$, which can be interpreted as the capacity of a point-to-point link with power constraint P and channel gain α . Using the protocols in this work, we have shown that rates up to C_{pp} are achievable by multistage half-duplex relaying in the network of Fig. 1 for certain ranges of the channel gains α, β and γ . A necessary condition for achieving the point-to-point capacity under the half-duplex constraint is that the source needs to be in transmit mode at all times. From our work, it appears that continuous transmission by the source and information transfer through the half-duplex relays is possible as long as there are two or more non-overlapping paths from the source to the destination (which is true in Figs. 1 and 4). Further, coding in interference networks created by multiple transmitters and receivers of the relay network is crucial for enabling the information flow.

The second comparison is with full-duplex relays. The achievable rate even with full duplex relays is bounded by the sum rate across the source-broadcast cut, which is equal to C_{pp} , for the network in Fig. 1. Once again, we observe from our work that two non-overlapping paths through the relays and interference-network coding enable a half-duplex relay network to achieve the full-duplex cut-set bound for certain ranges of channel gains.

REFERENCES

- [1] E. Van Der Meulen, "Three-terminal communication channels," *Advances in Applied Probability*, vol. 3, no. 1, pp. 120–154, 1971.
- [2] T. Cover and A. Gamal, "Capacity theorems for the relay channel," *IEEE Trans. on Information Theory*, vol. 25, no. 5, pp. 572–584, 1979.
- [3] J. Laneman and G. Wornell, "Distributed space-time-coded protocols for exploiting cooperative diversity in wireless networks," *Information Theory, IEEE Trans. on*, vol. 49, no. 10, pp. 2415–2425, Oct. 2003.
- [4] G. Kramer, M. Gastpar, and P. Gupta, "Cooperative strategies and capacity theorems for relay networks," *IEEE Transactions on Information Theory*, vol. 51, no. 9, pp. 3037–3063, Sep. 2005.
- [5] M. Khojastepour, A. Sabharwal, and B. Aazhang, "Bounds on achievable rates for general multi-terminal networks with practical constraints," *Lecture Notes in Computer Science*, pp. 146–161, 2003.
- [6] F. Xue and S. Sandhu, "Cooperation in a half-duplex gaussian diamond relay channel," *IEEE Transactions on Information Theory*, vol. 53, no. 10, pp. 3806–3814, 2007.
- [7] H. Bagheri, A. S. Motahari, and A. K. Khandani, "On the capacity of half-duplex diamond channel," <http://arxiv.org/abs/0911.1426>, 2009.
- [8] W. Chang, S. Chung, and Y. Lee, "Capacity bounds for alternating two-path relay channels," in *Proc. of the Allerton Conference on Communications, Control and Computing, Monticello, IL*, 2007.
- [9] B. Rankov and A. Wittneben, "Spectral efficient protocols for half-duplex fading relay channels," *IEEE Journal on Selected Areas in Communications*, vol. 25, no. 2, p. 379, 2007.
- [10] D. Chatterjee, T. F. Wong, and T. M. Lok, "Cooperative transmission in a wireless cluster based on flow management," <http://arxiv.org/abs/0903.2820>, 2009.
- [11] P. Rost and G. Fettweis, "Protocols and performance limits for half-duplex relay networks," <http://arxiv.org/abs/0907.2309>, 2009.
- [12] A. Carleial, "Interference channels," *IEEE Transactions on Information Theory*, vol. 24, no. 1, pp. 60–70, 1978.
- [13] T. M. Cover and J. A. Thomas, *Elements of information theory*. John Wiley & Sons (Asia), 2004.
- [14] T. S. Han, "The capacity region of general multiple-access channel with certain correlated sources," *Information and Control*, vol. 40, no. 1, pp. 37–60, January 1979.
- [15] J.-S. Park, D. S. Lun, F. Soldo, M. Gerla, and M. Medard, "Performance of network coding in ad hoc networks," in *Proc. of IEEE MILCOM 2006*, October 2006.