

Mottness: Identifying the Propagating Charge Modes in doped Mott Insulators

Philip Phillips

*Department of Physics,
University of Illinois 1110 W. Green Street,
Urbana, IL 61801,
U.S.A.*

(Dated: October 29, 2018)

High-temperature superconductivity in the copper-oxide ceramics remains an unsolved problem because we do not know what the propagating degrees of freedom are in the normal state. As a result, we do not know what are the weakly interacting degrees of freedom which pair up to form the superconducting condensate. That the electrons are not the propagating degrees of freedom in the cuprates is seen most directly from experiments that show spectral weight redistributions over all energy scales. Of course, the actual propagating degrees of freedom minimize such spectral rearrangements. This review focuses on the range of experimental consequences such UV-IR mixings have on the normal state of the cuprates, such as the pseudogap, mid-infrared band, temperature dependence of the Hall number, the superfluid density, and a recent theoretical advance which permits the identification of the propagating degrees of freedom in a doped Mott insulator. Within this theory, we show how the wide range of phenomena which typify the normal state of the cuprates arises including T -linear resistivity.

CONTENTS

I. Introduction	1
II. Mott's Problem: Insulating state of NiO	2
III. Doped Mott Insulators: Breakdown of Fermi liquid theory	5
A. Dynamical Spectral Weight Transfer: More than just electrons	6
B. Optical Conductivity: Emergence of the pseudogap	8
C. Scale Invariance: Beyond one parameter	10
D. Superconducting State: Color change	11
IV. Wilsonian Program for a Doped Mott Insulator	12
A. Traditional Method	12
B. Exact Theory: Charge $2e$ Boson	14
1. Half-Filling: Bound doublon/holon pairs	16
2. Experimental Consequences	18
V. Outlook and Predictions	21
VI. Acknowledgements	21
VII. Appendix: Canonical Transformation on Hubbard Model	21
VIII. Appendix: Spectral Function at finite doping	23
References	24

I. INTRODUCTION

The secret to solving any many-body problem is to correctly identify the propagating degrees of freedom. Typically the propagating modes cannot be read off by inspecting a Hamiltonian but rather are dynamically

generated through a collective organization of the elemental fields. In identifying the principle that leads to such organization, it helps to know what to throw out. In this context, the Bardeen-Cooper-Schrieffer (BCS) theory (Bardeen *et al.*, 1957) of superconductivity in ordinary metals is remarkable because they showed that although the typical interaction energy scale for electrons is on the order of electron volts, only the binding interaction within pairs of electrons, typically of $O(10^{-3}eV)$, need be included to obtain a quantitative theory of the superconducting state. The underlying principle which makes this reduction possible is the resilience of the Fermi surface to short-range repulsive interactions. As shown by Polchinski (Polchinski, 1992), Shankar (Shankar, 1994), and others (Benfatto and Gallavotti, 1990), all renormalizations from short-range repulsive interactions are towards the Fermi surface. As a result, such interactions can effectively be integrated out leaving behind dressed electrons or quasiparticles, thereby justifying the key Landau tenet (Landau, 1956) that the low-energy electronic excitation spectrum of a metal is identical to that of a non-interacting Fermi gas. Pairing is the only wild card that destroys this picture. Since pairing instabilities abound in metals for any number of reasons, for example, Kohn-Luttinger anomalies (Kohn and Luttinger, 1965), the Fermi surface is pure mathematical fiction (Laughlin, 2005) at $T = 0$. Nonetheless, our understanding of superconductivity in metals would not be possible without it. In this sense, superconductivity within the BCS account is subservient to the normal metallic state as superconductivity emerges as the unique interaction-driven instability of the underlying electron Fermi surface.

Essential then to the success of the BCS theory is a clean identification of the natural propagating degrees of freedom in a system in which the short-range repulsive interactions may be of arbitrary strength. However, there are a number of experimentally relevant systems, most notably the copper-oxide high-temperature superconductors, in which such an identification of the propagating degrees of freedom in the normal state has proved elusive, and as a consequence, the nature of the superconducting state remains unresolved. This review focuses on the experimental and recent theoretical advances which serve to elucidate the nature of the propagating degrees of freedom in the normal state of strongly correlated electron systems. By strongly correlated we mean systems in which no obvious principle, such as that delineated (Benfatto and Gallavotti, 1990; Polchinski, 1992; Shankar, 1994) for Fermi liquids, governs the renormalization of the electron-electron interactions. A ubiquity in such systems in which electron absorption is the experimental probe is spectral weight transfer over large energy scales, a phenomenon absent in Fermi liquids. The presence of UV-IR mixing is the tell-tale sign that electrons do not reside in electronic states with well-defined energies. Equivalently, the true propagating modes are some admixture of multi-particle bare electron states. Precisely what is the nature of the particles whose energies are sharp is the central question in strongly correlated electron physics. More precisely, what are the particles for whom the single-particle Green function has poles with a non-zero residue? Or equivalently, what is the natural low-energy theory of a strongly correlated electron system? We use natural here to denote a theory in which there are no relevant perturbations. Knowledge of such constituents would permit a straightforward application of the BCS program because they render the strongly correlated problem weakly interacting. The answer to this question ultimately resides in the physics of collective phenomena. While collective phenomena can arise from states of matter in which symmetries are broken, this need not be the case. Noted examples include the Kondo effect in which all the electrons in a metal act collectively to screen a local magnetic impurity. Perhaps the example which bares the closest resemblance to the physics here is that of quantum chromodynamics (QCD). In QCD, the pole in the single-quark propagator vanishes at low energy and only bound quark states survive. Precisely how such bound states are related to the degrees of freedom in the UV is the hard problem of QCD. Our key message here is that similar physics holds for doped Mott insulators. Namely, composite excitations emerge as the propagating degrees of freedom in doped Mott insulators. In the electron coordinates, these composite excitations are able to explain the UV-IR mixing that is the fingerprint of the strong correlations in doped Mott insulators as well as the anomalous transport in the normal state of the copper-oxide super-

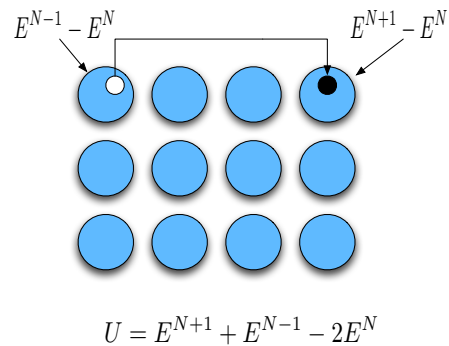


FIG. 1 A half-filled band as envisioned by Mott. Each blue circle represents a neutral atom with N electrons and ground-state energy E^N . The energy differences for electron removal and addition are explicitly shown. Mott reasoned that no doubly occupied sites exist because at zero temperature, $U = E^{N+1} + E^{N-1} - 2E^N \gg 0$. This is, of course, not true. As a consequence the Mott gap must be thought of dynamically rather than statically.

conductors.

II. MOTT'S PROBLEM: INSULATING STATE OF NiO

The original Mott (Mott, 1949) problem grew out of coming to terms with why NiO insulates. Since NiO has two half-filled d-levels, it is expected, based on the band picture of metals, to conduct at zero temperature. However, it insulates. For electrons to conduct, they must hop from atom to atom. An impediment to transport obtains if the electron repulsions win out. In Mott's construction, the relevant interaction that dominates for narrow d-bands is the energy cost,

$$U = E^{N+1} + E^{N-1} - 2E^N, \quad (1)$$

for placing two electrons on the same Ni atom. Here E^N is the ground state energy for an atom with N valence electrons. Excluding the filled levels, $N = 2$ for Ni. At zero temperature, Mott reasoned that there is no Ni atom with $N \pm 1$ electrons if U exceeds a critical value, typically on the order of the bandwidth. In such a state, all Ni atoms have valence of +2, and no conduction obtains as illustrated in Fig. (1). On this account, the resultant charge gap is the energy cost for doubly occupying the same site with spin up or spin down electrons. As a result, the simple Hamiltonian,

$$H_{\text{Hubb}} = -t \sum_{i,j,\sigma} g_{ij} c_{i,\sigma}^\dagger c_{j,\sigma} + U \sum_{i,\sigma} c_{i,\uparrow}^\dagger c_{i,\downarrow}^\dagger c_{i,\downarrow} c_{i,\uparrow}, \quad (2)$$

first introduced by Hubbard (Hubbard, 1963), in which electrons hop among a set of lattice sites, but pay an energy cost U whenever they doubly occupy the same site, is sufficient to describe the transition to the state envisioned by Mott. In this model, i, j label lattice sites, g_{ij}

is equal to one iff i, j are nearest neighbours, $c_{i\sigma}$ annihilates an electron with spin σ on lattice site i and t is the nearest-neighbour hopping matrix element. In light of Eq. (2), the simple Mott picture in which no Ni^{+++} or Ni^+ ions exist in the ground state, only works when the hopping vanishes. This is the atomic limit. In this extreme, the eigenstates of Eq. (2) are indexed by the number of doubly occupied sites. The propagating modes are identified by bringing the interaction term,

$$H_U = U \sum_i n_{i\uparrow} n_{i\downarrow} = \frac{U}{2} \sum_{i\sigma} \eta_{i\sigma}^\dagger \eta_{i\sigma}, \quad (3)$$

into quadratic form by defining $\eta_{i\sigma} = c_{i\sigma}^\dagger n_{i-\sigma}$ which creates the excitations above the gap. Its complement, $\xi_{i\sigma} = c_{i\sigma}^\dagger (1 - n_{i-\sigma})$ creates excitations strictly on empty sites and hence describes particle motion below the gap. Consequently, in the atomic limit, the propagating degrees of freedom can be determined straightforwardly from the Hamiltonian.

Beyond the atomic limit, the propagating degrees of freedom responsible for the gap are difficult to pinpoint primarily because even the lowest eigenstate of the Hubbard model has doubly occupied character. As a result, the charge gap in NiO cannot be thought of in the terms envisioned by Mott, namely the gap to the first excited state that has doubly occupied character. Stated another way, the decomposition of the electron operator as a sum of $\eta_{i\sigma}$ and $\xi_{i\sigma}$ is not canonical. As a result, η and ξ do not diagonalise the hopping term and hence do not propagate independently. Precisely what the propagating degrees of freedom are that are the efficient cause of the Mott gap is not known. Even in the case of one spatial dimension where the Hubbard model can be solved exactly, it is not tractable to write down explicitly the band structure of the degrees of freedom that become gapped (Gogolin *et al.*, 1998) at strong coupling. The persistence of this problem led Laughlin (Laughlin, 1998) to assert that the Mott problem and all of its associated phenomena, such as the lower and upper Hubbard bands are entirely fictitious. He opts instead for antiferromagnetism as the cause of the gap in a half-filled band. Indeed, antiferromagnetism and strong coupling Mott physics are closely related as illustrated in Fig. (2). Electrons on neighbouring sites localized by large on-site repulsions can exchange (Anderson, 1987) their spins if the spins are antiparallel. Second order perturbation theory around the atomic limit is sufficient to establish that the energy scale for this process is $J \propto O(t^2/U)$ as illustrated in Fig. (2). As such processes lower the energy, long-range antiferromagnetism is a natural consequence of correlation-induced localization of the electrons provided the lattice is, of course, bi-partite.

However, attributing the charge gap in transition metal oxides to symmetry-broken states such as antiferromagnets leaves an explanatory residue. It is that residue that we term Mottness (Phillips, 2006).

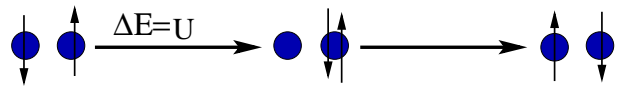


FIG. 2 Mechanism for the generation of the super-exchange interaction when the on-site interaction energy, U exceeds the hybridisation energy, t . The exchange energy will scale as $J = 4t^2/U$.

Consider a prototypical Mott system VO_2 which undergoes (Arcangeletti *et al.*, 2007; Biermann *et al.*, 2005; Goodenough, 1971; Haverkort *et al.*, 2005; Koethe *et al.*, 2006; Paquet and Leroux-Hugon, 1980; Pouget *et al.*, 1975; Qazilbash *et al.*, 2008; Rice *et al.*, 1994; Wentzcovitch *et al.*, 1994) a transition to an insulating state at roughly 340K. In this system, each vanadium ion has a valence of +4 giving rise to a half-filled d^1 configuration. Below 340K, the conductivity decreases by four orders of magnitude and a charge gap of 0.6eV opens (Qazilbash *et al.*, 2008). While no hint of magnetic order is detected in this system, the vanadium atoms do pair up to form tilted dimers along the c-axis (Biermann *et al.*, 2005; Goodenough, 1971; Paquet and Leroux-Hugon, 1980; Pouget *et al.*, 1975; Wentzcovitch *et al.*, 1994). Consequently, a similar question (Koethe *et al.*, 2006; Rice *et al.*, 1994; Wentzcovitch *et al.*, 1994; Zylbersztejn and Mott, 1975) has arisen in this system as to whether or not the gap is due to symmetry breaking resulting in a doubling of the unit cell or the correlation picture of Mott. This question has persisted even though Mott (Zylbersztejn and Mott, 1975) pointed out that a gap of 0.6eV is beyond any energy scale entailed by dimerization of the vanadium ions. The optical response of this system probed by ellipsometry is particularly useful here in settling this question. The key feature shown in Fig. (3) is that lowering the temperature to 295K (Qazilbash *et al.*, 2008), an energy scale considerably less than 0.6eV, leads to transfer of spectral weight from states in the vicinity of the chemical potential (red region) to those at considerably high energies (blue region), roughly 6 eV away and beyond. Such energy scales over which the spectral weight is redistributed vastly exceed those relevant to dimerization. They are, however, consistent with correlation physics on the U -scale. This is Mottness and it persists, as we will see, even upon a transition to the superconducting state. In fact, this state of affairs obtains even in half-filled bands, for example, V_2O_3 , which are known (Baldassarre *et al.*, 2008; Bao *et al.*, 1997; Castellani *et al.*, 1978; Ezhov *et al.*, 1999; Qazilbash *et al.*, 2008; Thomas *et al.*, 1994) to order antiferromagnetically in the insulating state. The second panel in Fig. (3) shows the analogous optical conductivity across the metal-to-insulator transition in V_2O_3 . As in the case of VO_2 , the transition to the insulating state also involves transfer of spectral weight

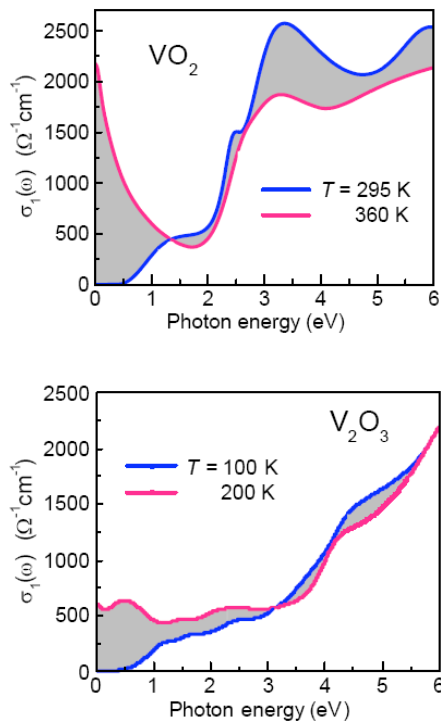


FIG. 3 Real part of the optical conductivity above and below the temperature for the onset of the Mott insulating state for 1) VO_2 and V_2O_3 . In both VO_2 and V_2O_3 , the transition to the insulating state is accompanied by a transfer of spectral weight from in the vicinity of the chemical potential to states as far as 6eV away. This massive reshuffling of the spectral weight upon the transition to the Mott state is a ubiquity of the Mott transition. Data reprinted from PRB, **77**, 115121 (2008).

from the chemical potential to states at least 6eV away. This mixing of high and low energy scales is a ubiquity in Mott systems. Hence, central to the charge gap are propagating degrees of freedom that entail the U scale, not simply the smaller energy scale associated with whatever ordering phenomenon might obtain.

UV-IR mixing, as evidenced by the spectral weight transfer in the optical conductivity, indicates that any single-electron description of a Mott system is moot. In fact, Mott insulators are characterized (Dzyaloshinskii, 2003; Essler and Tsvelik, 2002; Rosch, 2007; Stanescu *et al.*, 2007) by a vanishing of the single-particle electron Green function along a connected surface in momentum space. While the volume of this zero surface is not directly tied to the particle density except in the case of particle-hole symmetry (Rosch, 2007; Stanescu *et al.*, 2007), in direct contrast to the sur-

face enclosed by the divergence of the Green function in a Fermi liquid, the zero surface for a Mott insulator, nonetheless, has a profound significance. It indicates that electrons are not the propagating degrees of freedom that give rise to the gapped spectrum. A correct identification of the propagating modes would result in a pole in the associated single-particle Green function. An analogy to QCD is in order here. At IR energy scales, the single-quark propagator vanishes. However, the meson or bound quark propagator has a pole. The Mott problem amounts to finding the particle whose pole in the single-particle propagator leads to the band structure of a Mott insulator depicted in Fig. (4). The only alternative is that some sort of dynamically generated composite or bound state accounts for the gap in the spectrum. That the natural propagating modes responsible for the gapped structure of a Mott insulator are composite particles or bound states of the elemental excitations can be seen from a simple physical argument. Beyond the atomic limit of a Mott insulator, double occupancy explicitly occurs in the ground state. Double occupancy cannot occur without the simultaneous creation of empty sites. If the empty sites move freely, then the Mott insulator is in actuality a conductor. As is evident from Fig. (2), mobile double occupancy will also destroy local antiferromagnetic correlations. Hence, both the magnetic and electrical properties of a Mott insulator demand that doubly occupied (doublon) and empty sites (holon) form bound states. In fact, Mott (Mott, 1949) anticipated as much in so far as the insulating properties are concerned. Doublon-holon binding has been observed to lower the energy in variational approaches to the half-filled Mott band (Kaplan *et al.*, 1982; Yokoyama *et al.*, 2006). In a similar vein, Castellani and colleagues (Castellani *et al.*, 1979) argued that the Mott state is one in which double occupancy is localized but delocalized in the metal. While there is a tendency in the literature (Gros, 1989) to regard doubly occupied and empty-site bound states as simply virtual double occupancy, this is a misnomer. The number of doubly occupied sites in the Mott state is finite (Castellani *et al.*, 1979; Kaplan *et al.*, 1982) in contrast to the Brinkman-Rice mechanism in which it vanishes identically (Brinkman and Rice, 1970). Further, as can be seen by diagonalising a small Hubbard cluster, not all doubly occupied sites in a half-filled band occur because they mediate J -scale physics. Consequently, facing up to the Mott problem away from the atomic limit requires an explicit mechanism for the localization of double occupancy. Such a mechanism underlies the propagating degrees of freedom which are responsible for the gap and ultimately the onset of antiferromagnetic order. While it is tempting to invert the problem and invoke antiferromagnetism as the mechanism for the localization of double occupancy, this is problematic because it leaves Mottness unexplained as noted previously (Anderson, 1997). We offer here an ex-

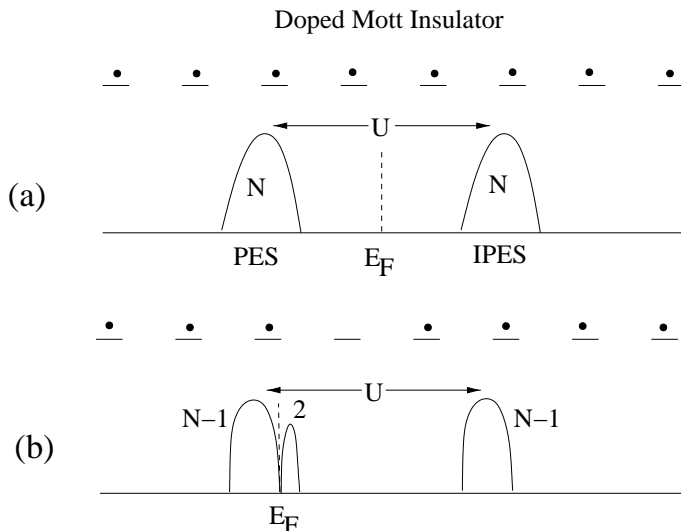


FIG. 4 a.) Half-filled band in the limit of large $U \gg t$ results in a gap in the single particle spectrum. The bands shown represent the upper and lower Hubbard bands. In an N -site system, the total number of single-particle states in each band at half-filling is N . The electron-removal band, the photo-emission (PES) and electron -addition bands, inverse-photoemission (IPES) bands correspond to an electron moving on empty and singly-occupied sites, respectively. In the atomic limit the splitting between the bands is U . b.) Evolution of the single-particle density of states from half-filling to the one-hole limit in a doped Mott insulator in the atomic limit of the Hubbard model. Removal of an electron results in two empty states at low energy as opposed to one in the band-insulator limit. The key difference with the Fermi liquid is that the total weight spectral weight carried by the lower Hubbard band (analogue of the valence band in a Fermi liquid) is not a constant but a function of the filling.

explicit construction of the propagating degrees of freedom underlying the Mott gap.

III. DOPED MOTT INSULATORS: BREAKDOWN OF FERMION LIQUID THEORY

The normal state of the cuprates embodies a panoply of phenomena that are inconsistent with Fermi liquid theory. The most vexing are the strange metal, characterised by T -linear resistivity (Ando *et al.*, 2004a; Konstantinovic *et al.*, 2001), as opposed to the quadratic dependence predicted in Fermi liquids, and the pseudogap (Alloul *et al.*, 1989; Norman *et al.*, 1998; Timusk and Statt, 1999) in which the single-particle density of states is suppressed, although the superconducting gap vanishes. We highlight these features here because the phase diagram of the cuprates, Fig. (5), indicates unambiguously that the correct theory of the superconducting state must at higher temperatures account for a charge vacuum (that is the electronic state) that is capable of explaining how the onset (Ando *et al.*,

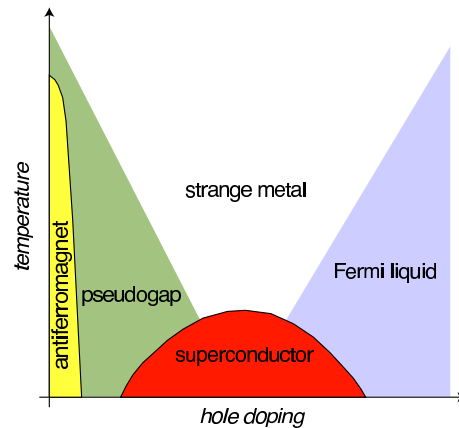


FIG. 5 Heuristic phase diagram of the copper-oxide superconductors. In the strange metal, the resistivity is a linear function of temperature. In the pseudogap the single-particle density of states is suppressed without the onset of global phase coherence indicative of superconductivity. The dome-shape of the superconducting region with an optimal doping level of $x_{\text{opt}} \approx 0.17$ is quantitatively accurate only for $\text{La}_{2-x}\text{Sr}_x\text{CuO}_4$.

2004a; Konstantinovic *et al.*, 2001) of the pseudogap at the temperature scale T^* leads to a cessation of T -linear resistivity. While numerous theories of the pseudogap abound (Anderson, 1987; Chakravarty *et al.*, 2001; Franz and Tešanović, 2001; Kivelson *et al.*, 1998; Randeria *et al.*, 1992; Ranninger *et al.*, 1995), none offer a resolution of the T -linear resistivity problem within any realistic model of a doped Mott insulator. Part of the problem is that a series of associated phenomena, for example, incipient diamagnetism (Xu *et al.*, 2000) indicative of incoherent pairing (Franz and Tešanović, 2001; Randeria *et al.*, 1992; Ranninger *et al.*, 1995), electronic inhomogeneity (Abbamonte *et al.*, 2005; Kivelson *et al.*, 1998; Machida, 1989; Pasupathy *et al.*, 2008; Tranquada *et al.*, 2004; Zaanen and Gunnarsson, 1989), time-reversal symmetry breaking (Fauque *et al.*, 2006; Kaminski *et al.*, 2002; Simon and Varma, 2002; Xia *et al.*, 2008), and quantum oscillations (Doiron-Leyraud *et al.*, 2007) in the Hall conductivity, possibly associated with the emergence of closed electron (not hole) pockets in the first Brillouin zone (FBZ), obscure the efficient cause of the pseudogap and its continuity with the strange metal. What we propose here is that the degrees of freedom responsible for dynamical spectral weight transfer are directly responsible for the pseudogap and the transition to the strange metal.

A. Dynamical Spectral Weight Transfer: More than just electrons

In the electronic state or charge vacuum that accounts for the normal state of the cuprates, the key assumption of Fermi liquid theory that the low-energy spectra of the interacting and free systems bare a one-to-one correspondence must break down. More precisely, the interacting system must contain electronic states at low energy that have no counterpart in the non-interacting system. One possibility (Möller *et al.*, 1992) is that spectral weight transfer between high and low energies mediates new electronic states at low energy that have no counterpart in the non-interacting system, thereby leading to a breakdown of Fermi liquid theory. We show in this section that this is precisely what obtains in the Hubbard model.

To motivate this pathway for the breakdown of Fermi liquid theory, we analyse the Oxygen 1s x-ray absorption experiments (Chen *et al.*, 1991) on $\text{La}_{2-x}\text{Sr}_x\text{CuO}_4$ (LSCO) shown in Fig. (6). In such experiments, an electron is promoted from the core 1s to an unoccupied level. The experimental observable is the fluorescence yield as a function of energy as electrons relax back to the valence states. The experiments, Fig. (6), show that at $x = 0$, all the available states lie at 530eV. As a function of doping, the intensity in the high-energy peak decreases and is transferred to states at 528eV. In fact, experimentally, the lower peak grows faster than $2x$ while the upper peak decreases faster than $1 - x$, x the number of holes. In $\text{La}_{2-x}\text{Sr}_x\text{CuO}_4$, the doping level x can be unambiguously determined because each Sr atom produces one hole. The separation between these two peaks is the optical gap in the parent insulating material.

The redistribution of the spectral weight seen in the experiments can be explained within the Hubbard model. Since the experiments are probing the fluorescence yield into the available low-energy states, the relevant theoretical quantity is the number of single-particle addition states per site at low energy,

$$L = \int_{\mu}^{\Lambda} N(\omega) d\omega, \quad (4)$$

defined as the integral of the single-particle density of states ($N(\omega)$) from the chemical potential, μ , to a cutoff energy scale, Λ , demarcating the division between the IR and UV scales. In a Fermi liquid, Λ can be extended to infinity as there is no upper band, whereas in a semiconductor, Λ should extend only to the top of the valence band to count the states available upon the addition of holes. To calibrate this quantity, we compare it with the number of ways electrons can be added to the empty states created by the dopants. Let this quantity be n_h . Consider first the case of a Fermi liquid or non-interacting system. As illustrated in Fig. (7), the total weight of the valence band is 2, that is, there are 2 states per site. The

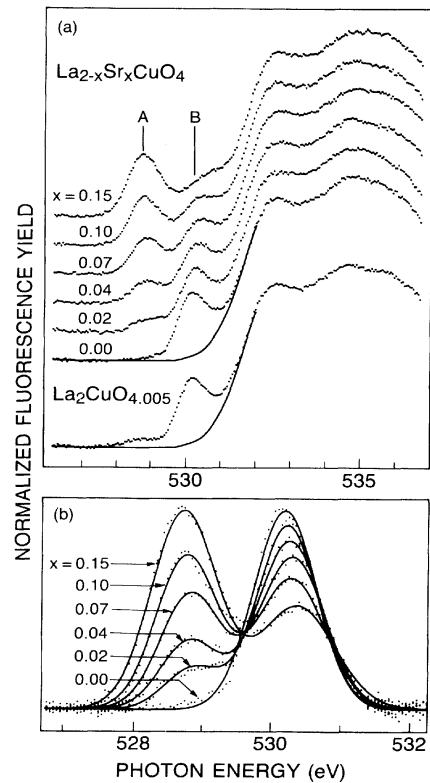


FIG. 6 a) Normalized fluorescence (Chen *et al.*, 1991) yield at the oxygen K edge of $\text{La}_{2-x}\text{Sr}_x\text{CuO}_{4+\delta}$. In the undoped sample, the only absorption occurs at 530eV, indicated by B. Upon doping the intensity at B is transferred to the feature at A, located at 528eV. b) Gaussian fits to the absorption features at A and B with the background subtracted. Reprinted from Phys. Rev. Lett. **66**, 104 (1991).

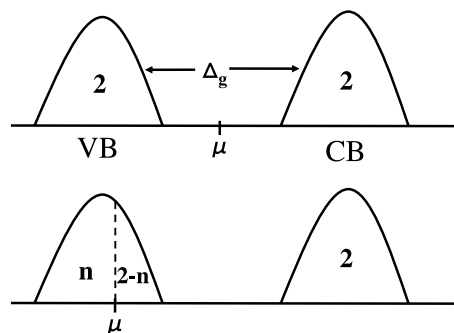


FIG. 7 Evolution of the single-particle density of states in a Fermi liquid in the valence band as a function of the electron filling, n . The total weight of the valence band is a constant 2, that is, 2 states per site. Doping simply pushes one state above the chemical potential. The integral of the density of states below the chemical potential is always the filling, n .

integrated weight of the valence band up to the chemical potential determines the filling. Consequently, the unoccupied part of the spectrum, which determines L , is given by $L = 2 - n$. The number of ways electrons can be added to the empty sites is also $n_h = 2 - n$ (see Fig. (7)). Consequently, the number of low-energy states per electron per spin is identically unity. The key fact on which this result hinges is that the total weight of the valence band is a constant independent of the electron density.

By contrast, a doped Mott insulator behaves quite differently. At half-filling the chemical potential lies in the gap as depicted in Fig. (4). The sum rule that 2 states exist per site applies only to the combined weight of both bands. At any finite doping, the weight in the LHB and UHB is determined by the density. As a consequence, there is no independent sum rule for the occupied and empty parts of each band. That is, there is no independent sum rule for L . Consider first the atomic limit. In this limit, the total spectral weight of the lower band,

$$m_{\text{LHB}}^0 = \frac{1}{N} \sum_{i,\sigma} \langle \{ \xi_{i\sigma}, \xi_{i\sigma}^\dagger \} \rangle = 2 - n, \quad (5)$$

is given by the anticommutator of the operators that create and annihilate singly occupied sites. Since each hole in a half-filled band decreases the double occupancy by one, the weight of the UHB is $1 - x$. Because the total weight of the UHB and LHB must be 2, we find that $2 - n + 1 - x = 2$ or $n = 1 - x$ and $m_{\text{LHB}}^0 = 1 + x$ in the atomic limit. The weights $1 + x$ and $1 - x$ also determine the total ways electrons can occupy each of the bands. Thus, in the atomic limit, electrons alone exhaust the total degrees of freedom of each band. Further, since each hole leaves behind an empty site that can be occupied by either a spin up or a spin down electron, the electron addition spectrum in the LHB has weight $L = 2x$ (Meinders *et al.*, 1993). Hence, the occupied part of the LHB and UHB both have identical weights of $1 - x$ in the atomic limit as depicted in Fig. (4).

Explaining the experiments fully necessitates going beyond the atomic limit. Away from this limit, the total spectral weight of the LHB

$$m_{\text{LHB}} = 1 + x + \frac{2t}{U} \sum_{ij\sigma} g_{ij} \langle f_{i\sigma}^\dagger f_{j\sigma} \rangle + \dots = 1 + x + \alpha(6)$$

has t/U corrections (Harris and Lange, 1967) which are entirely positive. Here $f_{i\sigma}$ are related to the original bare fermion operators via a canonical transformation that brings the Hubbard model into block diagonal form in which the energy of each block is nU . In fact, all orders of perturbation theory (Eskes *et al.*, 1994; Harris and Lange, 1967) increase the intensity of the LHB beyond its atomic limit of $1 + x$. It is these dynamical corrections that α denotes. That α is positive can be seen from the simple fact that turning on the hopping

increases the total weight of the LHB from the atomic limit of one per site to ultimately two per site in the non-interacting limit. This increase beyond the atomic limit of the intensity of the LHB is significant because the number of ways of assigning electrons to the LHB remains fixed at $1 + x$. As a result, electrons alone do not exhaust the degrees of freedom in the LHB, in direct contrast to the atomic limit. That is, a low-energy theory of the LHB requires new non-fermionic charge degrees of freedom. Nonetheless, there is a conserved charge given simply by the electron filling. Since the low-energy theory must have both fermionic and non-fermionic degrees of freedom, there are clearly less fermionic quasiparticles than there are bare electrons. Consequently, the Landau Fermi liquid one-to-one correspondence between the two fails. We propose that the chemical potential for the effective number of low-energy fermionic degrees of freedom can be determined by partitioning the spectrum in the LHB so that dynamical spectral weight transfer is essentially removed. In such a picture, the empty part of the spectrum per spin is equal to the weight removed from the occupied part of the LHB when a hole is created. Hence, we arrive at the assignments of the spectral weights in Fig. (8b) in which the doping level is renormalized by the dynamics; that is, $x' = x + \alpha$. In other words, the dynamical degrees of freedom denoted by α serve to supplement the effective phase space of a hole-doped system and $x' = x + \alpha$ now denotes the effective number of hole degrees of freedom per spin at low energy. Any experiment that couples to the fermionic low-energy degrees of freedom should be interpreted in terms of the total number of hole degrees of freedom, $x + \alpha$ not x . In terms of the true fermionic quasiparticles, $L = 2x'$ which should be compared with $n_h = 2x$. Clearly, $L/n_h > 1$ (as is seen experimentally) and Fermi liquid theory fails. This failure (Chakraborty *et al.*, 2009) arises ultimately because the chemical potential for the fermionic degrees of freedom which make the doped Mott system weakly interacting is less than that of the bare electrons. Precisely how Fermi liquid theory re-emerges beyond a critical doping is detailed elsewhere (Chakraborty *et al.*, 2009).

Experiments on the temperature dependence of the Hall coefficient offer direct confirmation that the doping level is renormalized dynamically. In LSCO, the Hall number has been fit (Gor'kov and Teitel'baum, 2006) to a function of the form,

$$n_{\text{Hall}}(T, x) = n_0(x) + n_1(x) \exp[-\Delta(x)/T] \quad (7)$$

where $n_0(x)$ is temperature independent. Empirically (Gor'kov and Teitel'baum, 2006) $\Delta(x)$ is related to the pseudogap scale. Consequently, there seem to be two types of charges in LSCO, ones that arise from the doping and others which emerge from the transfer of anti-bonding states down to the chemical potential producing effectively bound charge states. Our key contention here is that α arises from the

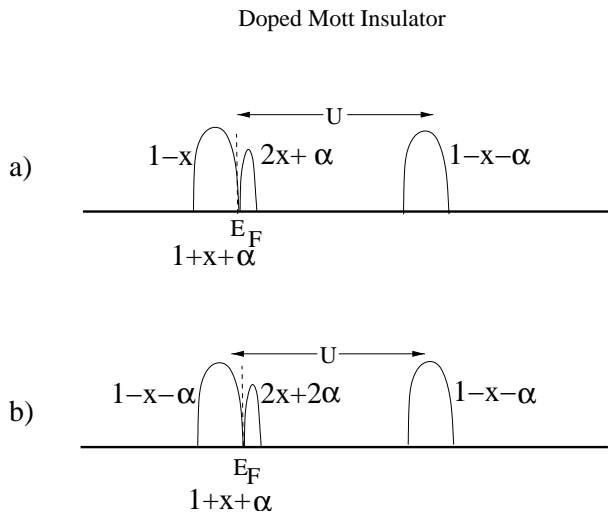


FIG. 8 Redistribuition of spectral weight in the Hubbard model upon doping the insulating state with x holes. α is the dynamical correction mediated by the doubly occupied sector. To order t/U , this correction worked out by Harris and Lange (Harris and Lange, 1967). a) The traditional approach (Hybertsen *et al.*, 1992; Meinders *et al.*, 1993) in which the occupied part of the lower band is fixed to the electron filling $1 - x$. b) New assignment of the spectral weight in terms of dynamically generated charge carriers. In this picture, the weight of the empty part of the LHB per spin is the effective doping level, $x' = x + \alpha$.

second term in Eq. (7). In part, it is the presence of these two distinct kinds of charge carriers, inferred from the Hall number, that has motivated a two-fluid model of the cuprates (Barzykin and Pines, 2006; Gor'kov and Teitel'baum, 2006). One of the key points of this Colloquium is that two types of charges are already implied by $L > 2x$ as noted in Fig. (8b). The extra degrees of freedom arise from the hybridization with the doubly occupied sector. Interestingly, the same hybridization arises even in the half-filled band. However, a gap appears. Accounting for this difference is a charge $2e$ boson which forms bound states with a hard gap at half-filling but only a pseudogap in the doped case as implied by Eq. (7). This new degree of freedom emerges only when the high-energy sector is integrated out exactly. In fact, this procedure proves quite generally that integrating out the high energy scale in a doped Mott insulator and in a Fermi liquid is fundamentally different. In the latter, no new degrees of freedom are generated, whereas in the former a new charge $2e$ boson emerges (Choy *et al.*, 2008a,b; Leigh and Phillips, 2008; Leigh *et al.*, 2007; Phillips *et al.*, 2009). The charge $2e$ excitation mediates new electronic states at low energies by binding to a hole and hence explains naturally the temperature-dependent component of the Hall number. Such bound states generate a pseudogap and their unbinding yields T -linear resistivity.

B. Optical Conductivity: Emergence of the pseudogap

Optical conductivity experiments also indicate that the effective number of charge carriers exceeds the nominal count provided by the doping as predicted by the quasiparticle picture in Fig. (8b). To see this, we compute the effective number of carriers, or more precisely the normalized carrier density, by integrating the optical conductivity

$$N_{\text{eff}}(\Omega) = \frac{2mV_{\text{cell}}}{\pi e^2} \int_0^{\Omega} \sigma(\omega) d\omega \quad (8)$$

up to the optical gap $\Omega \approx 1.2eV$. Here $\sigma(\omega)$ is the optical conductivity, V_{cell} the unit-cell volume per formula unit, m the free electron mass, and e the electron charge. In a rigid-band semiconductor model in which spectral weight transfer is absent, $N_{\text{eff}} = n_h$. Shown in Fig. (9) is the optical conductivity (Cooper *et al.*, 1993; Lee *et al.*, 2005; Ortolani *et al.*, 2005a) for $\text{YBa}_2\text{Cu}_3\text{O}_y$ along the CuO_2 plane for oxygen doping levels of $y = 6.1$ and $= 6.6$. At $y = 6.6$, the strong suppression of the optical conductivity below $\approx 1.2eV$ vanishes and is accompanied by a decrease in the spectral intensity in the high-energy sector. This behaviour is analogous to the inversion of the spectral weights above $340K$ in the VO_2 upon a transition to the metallic state. In fact, the energy scales in the doping-induced metallic state are identical to that in the temperature-induced transition in these two systems. To quantify the transfer of spectral weight, we plot the effective number (Cooper *et al.*, 1990) of carriers N_{eff} (shaded red region) that fill-in the optical gap in the 'parent' material as a result of doping. As is evident from Fig. (10), the normalized carrier density exceeds the carrier density that would obtain in a doped semiconductor model (the dashed line). This result is significant because independently it was shown (Lee *et al.*, 2005) that throughout the underdoped regime of the cuprates, the effective mass is constant. As a result, the Mott transition proceeds by a vanishing of the carrier number rather than the mass divergence of the Brinkman-Rice scenario (Brinkman and Rice, 1970). Consequently, the strong deviation from $2x$ is a clear indicator that dynamical spectral weight transfer is operative as well in the optical conductivity. This is expected since the current couples to the true low-energy degrees of freedom and hence the quasiparticles identified in Fig. (8b) which have an effective doping level of $x' = x + \alpha > x$ are relevant. A final feature which deserves mention is the non-zero intercept of N_{eff} at $x = 0$. This suggests that even at half-filling, a remnant of the excitations that fill-in the spectral density below the Mott gap is present.

The precise nature of the excitations that lead to a filling-in of the spectral weight immediately above the lower Hubbard band is intimately tied to the pseudogap. As such states emerge from high energy, they

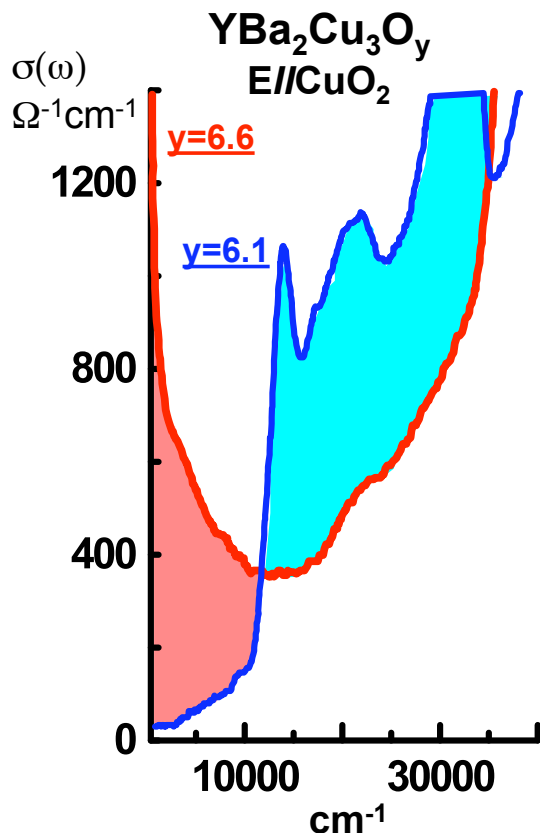


FIG. 9 Evolution of the in-plane optical conductivity in $\text{YBa}_2\text{Cu}_3\text{O}_y$ (YBCO) for two doping levels. To a good facsimile, $y = 6.1$ represents the parent material and $y = 6.6$, an overdoped sample. The key feature is the transfer of spectral weight above 1.2eV in the ‘parent’ material to states in the vicinity of the chemical potential upon doping. Reprinted from PRB, 47, 8233 (1993).

arise from the incoherent part of the spectrum and hence must necessarily be anti-bonding and hence non-current carrying. That is, they describe localized excitations. This is consistent with the fact that the operators which generate (Eskes *et al.*, 1994) the dynamical part of the spectral weight are inherently local. Alternatively, $L > 2x$ means that while there are L ways to add a particle, there are only $2x$ ways to add an electron. This mismatch means that some states must be orthogonal to the addition of an electron. Consequently, the spectral function at certain momenta contains states in which the spectral weight vanishes arbitrarily close to the chemical potential. For $L - n_h$ of the particle addition states, a quasiparticle peak is absent in the electron addition spectrum. The result is a pseudogap as all k -states are not necessarily gapped. Although it has been known for some time (Harris and Lange, 1967) that $L > 2x$ at strong coupling in a doped Mott insulator based on the Hubbard model, that this simple fact implies a pseudogap has not been deduced previously. This conclusion is borne out experimentally. While the

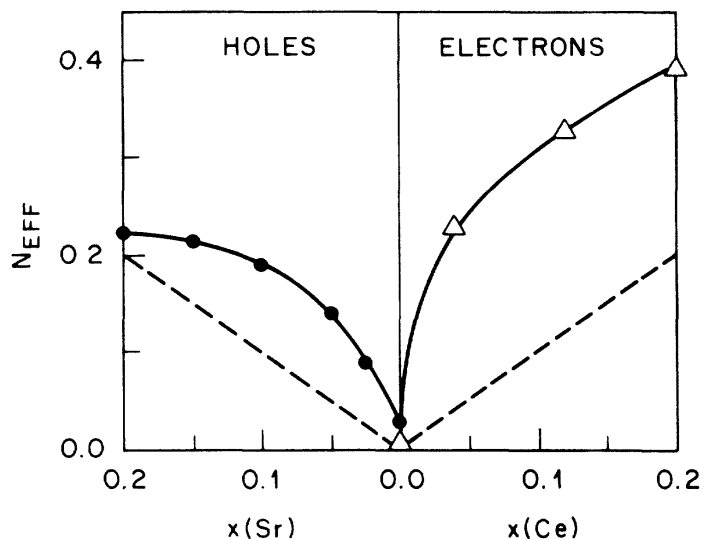


FIG. 10 Integrated optical conductivity for a hole-doped (YBCO) and an electron-doped ($\text{Nd}_{2-x}\text{Ce}_x\text{CuO}_4$ (NCCO)) cuprate reflecting the normalized carrier density. The dashed line indicates what is expected for a doping semiconductor. Within the Hubbard model, the charge density in excess of the nominal doping level is generated by dynamical spectral weight transfer. Reprinted from PRB, 41, 11605 (1990).

pseudogap is most easily seen through the c -axis optical conductivity, it can also be detected, though more subtly, from in-plane transport measurements. As the lower panel in Fig. (11a) indicates (Lee *et al.*, 2005), the optical conductivity displays broad features at intermediate energies with a well-defined peak at zero frequency. This peak is well-described by a $1/\omega^2$ dependence in a Drude model. However, below T^* , a distinctive band appears (Lee *et al.*, 2005) in the optical conductivity in the mid-infrared energy range. The central frequency of this mid-infrared feature evolves to lower energies and gradually disappears in heavily overdoped samples. The evolution (Lee *et al.*, 2005) of ω_{MIR} as a function of doping (see Fig. (11b) tracks well that of T^* , thereby corroborating that the mid-IR feature and the pseudogap are related phenomena. While the origin of the mid-IR remains a point of controversy (Chakraborty *et al.*, 2008; Comanac *et al.*, 2008; Haule and Kotliar, 2007; Hwang *et al.*, 2007; Moore *et al.*, 2002) in cuprate phenomenology, two things are clear. First, any explanation of it must apply equally to the pseudogap regime. Second, the correct explanation must involve dynamical spectral weight transfer from the upper Hubbard band as it is from this band that the mid-IR spectral intensity originates. The latter implies that the mid-IR should be absent from low-energy reductions of the Hubbard model which ignore double occupancy. It is for this reason that a recent analysis (Mishchenko *et al.*, 2008) of the mid-IR within the t - J model has found it necessary to invoke phonons to account for this reso-

nance. In fact, Uchida, et al.(Uchida *et al.*, 1991) were the first to point out that because the mid-IR scales as t , such physics is beyond that captured by the t-J model, at least in its traditional implementation in which the operators are not transformed (see first Appendix). However, in the Hubbard model, be it the single-band(Chakraborty *et al.*, 2008; Comanac *et al.*, 2008; Ortolani *et al.*, 2005b; Toschi *et al.*, 2005) or the multi-band Hubbard model(Haule and Kotliar, 2007), despite the differences in the computational scheme, a mid-IR resonance appears. Within the computational scheme used by Chakraborty, et al.(Chakraborty *et al.*, 2008), it is possible to determine which local correlations on a plaquette contribute to the mid-IR. They found that of the 256 plaquette states, when just a single state was eliminated, the mid-IR feature vanished. Key features of this state are that 1) it contains a mixture of singly (87%) and doubly occupied (13%) sites, 2) its energy is $-1.3t$, essentially the energy of mid-IR peak, and 3) the spatial symmetry of the eigenstate is $d_{x^2-y^2}$. The latter is particularly revealing because it indicates that the mid-IR is highly anisotropic and has the same momentum dependence as does the pseudogap, thereby corroborating the experimental(Lee *et al.*, 2005) trend in Fig. (11b) that the pseudogap and mid-IR share the same origin.

C. Scale Invariance: Beyond one parameter

Scale invariance is a fundamental property of critical matter. For quantum matter(Hertz, 1976) that is critical, scale invariance implies that the system looks the same on average at any chosen time and length scale. Provided that $\omega < T$, quantum critical systems exhibit classical behaviour in which only the temperature governs the dynamics in the vicinity of the critical point. In this quantum critical regime, as it is called, the transport relaxation rate between the quasiparticles is universal in that it can be deduced,

$$\frac{1}{\tau_{tr}} = \frac{k_B T}{\hbar}, \quad (9)$$

by using dimensional analysis on Boltzmann's constant, T and \hbar , Planck's constant. Coupled with the assumption of scale invariance, we posit as well a Drude form for the optical conductivity,

$$\sigma_{\text{Drude}} = \frac{1}{4\pi} \frac{\omega_{pl}^2 \tau_{tr}}{1 + \omega^2 \tau_{tr}^2}, \quad (10)$$

with ω_{pl} the plasma frequency. These two assumptions lead immediately to T -linear resistivity when Eq. (9) is substituted into Eq. (10) and the zero-frequency limit is taken. It is for this reason that T -linear resistivity is commonly attributed to quantum criticality. Two questions are relevant here, however, to determine if this

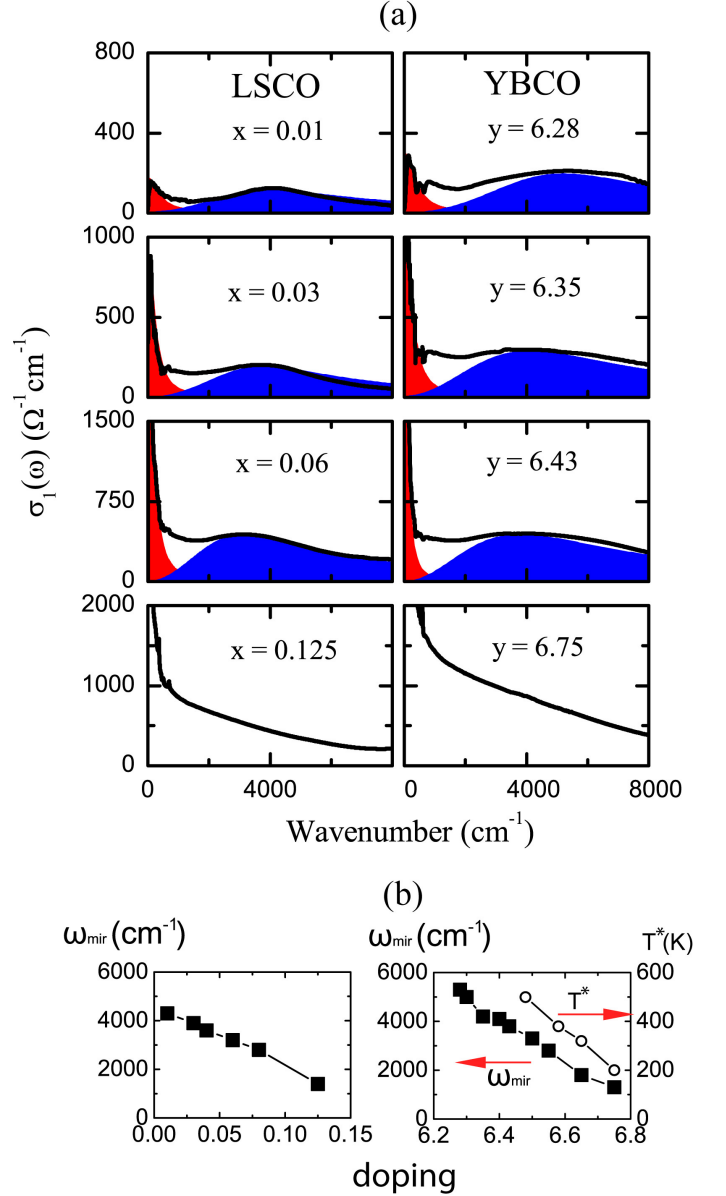


FIG. 11 a) Optical conductivity for LSCO (left panel) and YBCO (right panel) as a function of frequency in the underdoped regime. The top two contain measurements of the optical conductivity at 10K for nonsuperconducting samples, the next four show $\sigma(\omega)$ at $T = T_c$ for superconducting samples, whereas in the bottom panel, the temperature is roughly T^* for the $y = 6.75$ material. In all spectra, phonons have been removed by fitting them with Lorentzian oscillators. Clearly shown in the underdoped samples is a Drude-like peak (red) followed by a resonance in the mid-infrared (blue). The appearance of the mid-IR below T^* indicates a strong connection with the pseudogap. b) Frequency of mid-infrared, ω_{MIR} , and the pseudogap onset temperature T^* as a function of doping. The combined onset of the mid-IR below T^* and the fact that ω_{MIR} and T^* have the same doping dependence indicates that they share a common cause. Reprinted from, PRB, **72**, 054529 (2005).

procedure is internally consistent with the underlying hypothesis of scale invariance: 1) Does Eq. (10) describe the cuprates in any doping range, particularly at optimal doping and 2) Is Eq. (10) consistent with scale invariance of the conductivity? To answer the first question, we consult the data shown in Fig. (12) in which the optical conductivity in optimally doped $\text{Bi}_2\text{Sr}_2\text{Ca}_{0.92}\text{Y}_{0.08}\text{Cu}_2\text{O}_{8+\delta}$ is plotted assuming the Drude formula is valid. Specifically, it is assumed that the conductivity scales as $T^{-\mu}f(\omega/T)$ as in the Drude formula with $1/\tau_{\text{tr}} \propto T$. Instead of a universal function for the entire frequency range, van der Marel, et al. (Marel *et al.*, 2003) find that $\mu = 1$ for $\omega/T < 1.5$ and $\mu \approx 0.5$ for $\omega/T > 3$ if $f(\omega/T)$ is described by the Drude formula. While such a change in the exponent μ is inconsistent with the Drude formula, there is a deeper point here. Namely, the Drude formula is not a general consequence of scale invariance. The requirements that quantum criticality places on the form of the conductivity have been explicitly worked out (Phillips and Chamon, 2005) under three general assumptions, 1) the charges are critical, 2) there is only one critical length scale and 3) charges are conserved. Under these three general conditions, the conductivity acquires (Phillips and Chamon, 2005) the form,

$$\sigma(\omega, T) = \frac{Q^2}{\hbar} T^{(d-2)/z} \Sigma \left(\frac{\hbar\omega}{k_B T} \right), \quad (11)$$

where Q is the charge, Σ is a universal function, and z is the dynamical critical exponent defined as the exponent that relates time and space. Technically, the dynamical exponent can be defined as

$$z = \frac{d \ln \epsilon(p)}{d \ln p} \quad (12)$$

where $\epsilon(p)$ is the quasiparticle dispersion as a function of momentum. If space and time are on equal footing, then $z = 1$. Note absent from Eq. (11) is any additional energy scale such as the plasma frequency. Hence, a conductivity of the Drude form is incompatible with strict scale invariance within a single-parameter scaling scenario. As a consequence, while the cuprates might be describable by some kind of quantum critical scenario, it is not the naive one in which one-parameter scaling is operative. The root cause of this is the mixing between the high and low energy scales which pervades the normal state of the cuprates.

D. Superconducting State: Color change

The phenomenon of UV-IR mixing detailed in the preceding sections might on the surface be thought to be irrelevant once superconductivity obtains. That is, only phenomena on the energy scale of the pairing interaction should be relevant to the ground state of the superconducting cuprates. However, this is not the case. Rübhausen,

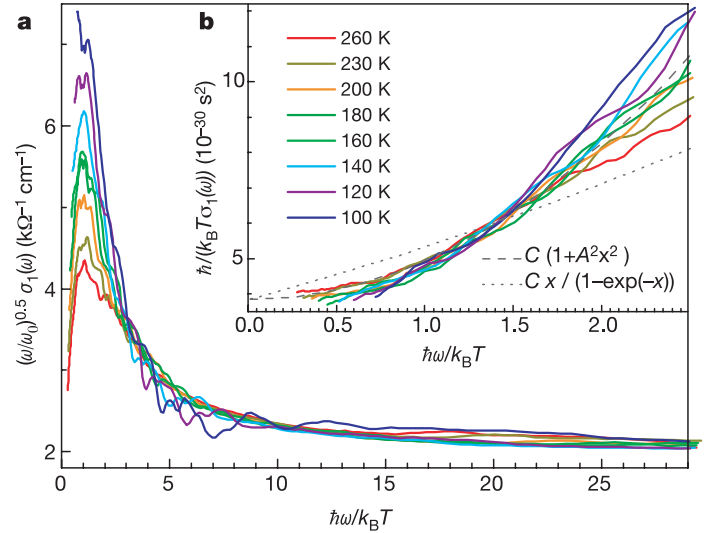


FIG. 12 Temperature/frequency scaling behaviour of the real part of the optical conductivity of $\text{Bi}_2\text{Sr}_2\text{Ca}_{0.92}\text{Y}_{0.08}\text{Cu}_2\text{O}_{8+\delta}$ (BSCO). The data are plotted as a function of $(\omega/\omega_0)^{0.5}\sigma_1(\omega)$. Using a function of the form, $T^{-\mu}f(\omega/T)$, we observe a) collapse of all curves for $\mu = 0.5$ for $\hbar\omega > k_B T$ and b) collapse for $\mu = 1$ for $\hbar\omega/k_B T < 1.5$. Such a change in the exponent μ is not consistent with the general assumption of scale invariance. Reprinted from Science, **425**, 271 (2003).

et al. (Rübhausen *et al.*, 2001) observed, that in underdoped BSCO, changes occur in the optical conductivity up to 3eV or 100Δ , where Δ is the superconducting order gap. But perhaps the changes in the 3eV range are just indicative of some strong-coupling effect that has nothing to do with the condensation to the superconducting state. To answer this question, we focus on the f-sum rule,

$$A = \pi n e^2 / (2m) = \int_0^\infty \sigma(\omega) d\omega. \quad (13)$$

In understanding the spectral changes in a high- T_c superconductor, it is helpful to separate A into a low-energy component,

$$A_l = \int_{0^+}^\Omega \sigma(\omega) d\omega \quad (14)$$

and a high-energy part

$$A_h = \int_\Omega^\infty \sigma(\omega) d\omega. \quad (15)$$

The cutoff Ω is chosen so that A_h contains strictly the spectral weight associated with interband transitions. Typically, $\Omega/(2\pi c) = 10,000\text{cm}^{-1}$ is sufficient to demarcate the minimum of $\sigma(\omega)$ which demarcates the boundary between the intra-band and inter-band transitions. The opening of a gap opens in the optical conductivity accompanies the transition to the superconducting state. The spectral weight removed for $\hbar\omega < \Delta$, Δ the superconducting gap, is transferred to a δ -function at zero

frequency. The weight in the δ function is captured by the Ferrell-Glover-Tinkham(Tinkham, 2004) sum rule

$$D = A_l^n - A_l^s + a_h^n - A_h^s. \quad (16)$$

In BCS superconductors, there is no contribution to D from A_h . Typically, D is recovered simply by integrating up to no more than 10Δ . However, the ellipsometry experiments(Rübhausen *et al.*, 2001) in which changes in the dielectric function obtain for 100Δ suggest otherwise for the cuprates. Indeed this is so. For BSCO(Molegraaf *et al.*, 2002; Ortolani *et al.*, 2005b) both optimally and underdoped, A_h diminishes as the temperature decreases and a compensating increase is observed for A_l as depicted in Fig. (13). This indicates that it is the loss of spectral weight in the high-energy sector that drives the superconducting state. These data are also consistent with other optical measurements which indicate that the full weight of the δ -function in the superconducting state is recovered by integrating the optical conductivity out to 2eV (Santander-Syro *et al.*, 2003) and numerical calculations(Maier *et al.*, 2008) that the frequency-dependent pairing interaction in the Hubbard model involves a non-retarded part that arises entirely from the upper Hubbard band. This color change from the visible to the infrared implies that superconductivity in the cuprates is fundamentally different from that in metals. That is, in the cuprates, superconductivity is not simply about low-energy physics on a Fermi surface. The correct theory should explain precisely how loss of spectral weight at high energies (2 eV away from the chemical potential) leads to a growth of the superfluid density.

IV. WILSONIAN PROGRAM FOR A DOPED MOTT INSULATOR

The essence of the optical experiments on the normal state of the cuprates is that the number of particle addition states per electron per spin exceeds unity, in direct violation of the key Fermi liquid tenet. Within the Hubbard model, this state of affairs obtains because of the dynamical mixing of the UHB and the LHB. That is, it is absent if double occupancy of bare electrons is projected out. In this limit, $L = 2x$ and $L/n_h = 1$. The key question that arises is: How can such mixing be incorporated into a low-energy theory of a doped Mott insulator? As has been pointed out previously, $L/n_h > 1$ (Leigh *et al.*, 2007; Meinders *et al.*, 1993; Phillips *et al.*, 2009), or more generally that the intensity of the LHB exceeds $1 + x$, implies that the true low-energy theory of a doped Mott insulator must contain more than just electrons. As the new degrees of freedom arise from the mixing with doubly occupied sites, it is reasonable that some sort of collective charge $2e$ excitation should emerge. We show explicitly here how this physics arises.

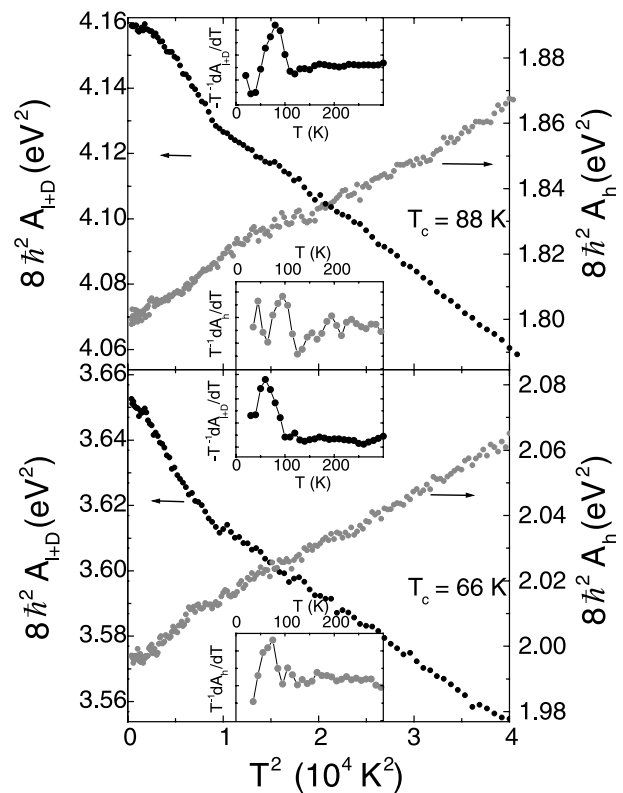


FIG. 13 Temperature dependence of the low-frequency spectral weight $A_{l+D}(T)$ and the high-frequency spectral weight $A_h(T)$ for optimally doped (top) and underdoped (bottom) $\text{Bi}_2\text{Sr}_2\text{CaCu}_2\text{O}_{8-\delta}$. The insets show the derivatives of these quantities multiplied by T^{-1} . Reprinted from Science, **295**, 5563 (2002).

A. Traditional Method

Of course, the traditional approach to constructing a low-energy theory of a doped Mott insulator does not involve isolating the new degree of freedom responsible for dynamical spectral weight transfer. Rather, some form of degenerate perturbation theory is used to bring the Hamiltonian into block diagonal form in double occupancy space. More precisely, one can perform a similarity(Eskes *et al.*, 1994; MacDonald *et al.*, 1988) transformation to bring the Hubbard model into block-diagonal form, in which the energies of a given block are approximately (in the limit of $U \gg t$) some number times U . Since the Hamiltonian is now block diagonal, it makes sense to project to the lowest energy block. The resultant Hamiltonian is, at leading order, the simpler model

$$H_{tJ} = -t \sum_{\langle i,j \rangle} \xi_{i\sigma}^\dagger \xi_{j\sigma} - \frac{t^2}{U} \sum_i b_i^{(\xi)\dagger} b_i^{(\xi)} \quad (17)$$

known as the $t-J$ model. Here $b_i = \sum_{j\sigma} V_{\sigma} \xi_{i\sigma} \xi_{j\bar{\sigma}}$ where j is summed over the nearest neighbors of i and $V_{\uparrow} = -V_{\downarrow} = 1$. At half-filling, the first term vanishes as well as the three-site hopping process from the second term.

The result is a pure spin Hamiltonian

$$H_{\text{Heis}} = J \sum_{ij} S_i S_j \quad (18)$$

where each spin operator is a product of fermion bilinears, $S = \Psi^\dagger \Psi$, with

$$\Psi = \begin{pmatrix} c_\uparrow & c_\downarrow \\ c_\downarrow^\dagger & -c_\uparrow^\dagger \end{pmatrix}. \quad (19)$$

Such a spin model is clearly invariant under the transformation $\Psi \rightarrow h\Psi$ where h is an $SU(2)$ matrix with unit norm. By contrast, the Hubbard model lacks this local $SU(2)$ symmetry. It has only a global $SU(2)$ as a result of the hopping term which is present even at half-filling. While it is certainly possible for a low-energy theory to possess different symmetries than the UV starting point, in this case the local $SU(2)$ symmetry is spurious as it appears entirely because we have ignored double occupancy. This discrepancy has been pointed out before (Affleck *et al.*, 1988; Dagotto *et al.*, 1988) but the low-energy replacement for the Heisenberg model that preserves the global $SU(2)$ symmetry of the Hubbard model was not offered.

Strictly speaking, however, the block diagonalization procedure does permit double occupancy of bare electrons. This fact is hidden by the block diagonalization procedure itself because the resultant eigenstates, upon block diagonalization, are complicated linear combinations of the original electronic states. Consequently, the operators appearing in the $t - J$ model are not the bare electrons in the Hubbard model. There are t/U corrections that fundamentally change the physics and account for $L/n_h > 1$. As a result, a hole in the $t - J$ model is *not* equivalent to a hole in the Hubbard model. Consequently, to extract the information that is in the Hubbard model with the simpler $t - J$ model, the operators must be re-transformed to the original basis which certainly does not respect the no-double occupancy condition. This procedure is cumbersome. For example, if one were to substitute the transformed electron operators in terms of the bare electrons of the Hubbard model into the Eq. (17), one would obtain Eq. (40) (see Appendix) as the true low-energy theory of the Hubbard model. While the first two terms in Eq. (40) constitute the $t - J$ model including the three-site hopping process, the remainder of the terms do not preserve the number of doubly occupied sites. As expected, the matrix elements that connect sectors which differ by a single doubly occupied site are reduced from the bare hopping t to t^2/U . All such terms arise from the fact that the transformed and bare electron operators differ at finite U . As the terms involving double occupancy have the same amplitude as do the pure spin terms, there is no justification for dropping them. Hence, although t/U is small, (of order $1/10$), it is sufficiently big to have important consequences which influence experimental observables. The payoff is that hidden in the

t/U corrections are emergent low-energy dynamics that are qualitatively different from that of the hard projected t - J model. In essence, there is a problem in the order of limits (Choy and Phillips, 2005). The limits $U \rightarrow \infty$ and $L \rightarrow \infty$ do not commute. That is, the physics is sensitive to a finite length scale for encountering a doubly occupied site. A comparison is helpful here between the predictions of the t - J and Hubbard models. The only limit in which the t - J model can be solved exactly is at the special value of the coupling $J = t$ in one spatial dimension in which supersymmetry obtains (Bares and Blatter, 1990). At this point, we can compare directly with the Hubbard model to see if anything is lost by ignoring double occupancy. The most striking differences are those for the exponents governing the asymptotic fall-off of the density correlations, α_c , and momentum distribution functions (θ) in the $t - J$ (with $t = J$, the supersymmetric point) and Hubbard models in $d = 1$. Here these quantities can be obtained exactly (Frahm and Korepin, 1990; Kawakami and Yang, 1990a,b) for both models using Bethe ansatz. In the $d=1$ Hubbard model, the exponent θ approaches (Frahm and Korepin, 1990; Kawakami and Yang, 1990b) $1/8$ asymptotically as $U \rightarrow \infty$ for any filling. By contrast in the $t - J$ model (Kawakami and Yang, 1990a), θ is strongly dependent on doping with a value of $1/8$ at half-filling and vanishing to zero as n decreases. More surprising, the exponent α_c remains pinned (Kawakami and Yang, 1990a,b) at 2 for the $U \rightarrow \infty$ limit of the Hubbard model at any filling. In fact, at any value of U , $\alpha_c = 2$ (Kawakami and Yang, 1990a,b) in the dilute regime of the Hubbard model in $d = 1$. In the $t - J$ model (Kawakami and Yang, 1990a) ($t = J$), α_c starts at 2 at $n = 1$ and approaches a value of 4 at $n = 0$. Note, $\alpha_c = 4$ is the non-interacting value. That is, in $d = 1$ in the dilute regime, density correlations decay as r^{-2} in the $U \rightarrow \infty$ Hubbard model and as r^{-4} in the $t - J$ ($t=J$). This discrepancy is a clear indicator that relevant low-energy physics is lost if double occupancy of bare electrons is projected out in the parameter range considered here. Supposedly, this is captured by the t/U corrections to the electron operators in Eq. (39). While it might not be surprising that t/U corrections are important for $U/t = 2$ as in the supersymmetric t - J model, similar discrepancies have been noted even for $U/t = 10$ in a direct comparison between the density of states of the t - J and Hubbard models. The conclusion (Leung *et al.*, 1992) of such studies is that even at strong coupling values of U/t , the t - J and Hubbard models yield similar density of states for the lower Hubbard band only at dilute fillings starting around $n = 1/2$, considerably far away from the $n = 1$ point relevant to the cuprates. Perhaps the limitations of the $t - J$ model in the context of the cuprates are best summarized by one of its chief practitioners, P. W. Anderson (Anderson, 1997): ‘‘From this point of view, it is nonsense to consider J values which are larger than

some small limiting value. All the theoretically exciting possibilities proposed by various advocates of the t-J model appear in this unphysical regime and relate to no real physical system. The spate of gauge theories, phase-separation theories, etc. which have their existence in this large-J region are therefore almost devoid of physicality.”

B. Exact Theory: Charge 2e Boson

The remedy is to perform the Wilsonian(Wilson, 1971) procedure exactly for the simplest model of a doped Mott insulator that captures dynamical spectral weight transfer, namely the Hubbard model. The result will be a theory that contains all the degrees of freedom needed to capture the low-energy spectrum of a doped Mott insulator. Indeed it is dynamical spectral weight transfer that makes the construction of a low-energy theory of a doped Mott insulator non-trivial. In the exact theory, such effects are mediated by a collective charge 2e boson. The procedure is as follows. Consider hole-doping a Mott insulator. The high energy scale is now the upper Hubbard band and hence must be integrated out to acquire the true low-energy theory. We introduce an elemental field which represents the creation of excitations in the upper Hubbard band. In this regard, the slave-boson(Kotliar and Ruckenstein, 1986) procedure has been used. The key idea here is to construct a model which has the same matrix elements as does the Hubbard model in which the interaction term is replaced by $U d_i^\dagger d_i$ (Kotliar and Ruckenstein, 1986), where d_i is purely bosonic. One cannot do this, however, without simultaneously introducing(Kotliar and Ruckenstein, 1986) three other bosonic fields and three other Lagrange multipliers. The low-energy theory is obtained by integrating over the d_i field as it has a mass U . Since the d_i field really does represent the creation of double occupancy, integrating it out also gets rid of double occupancy. Hence, this procedure does not retain dynamical spectral weight transfer, the very feature we are trying to isolate by the Wilsonian procedure. Simply, this procedure does too much. Although auxillary fields are present that represent strictly singly occupied physics, there is no double occupancy left when d_i is integrated out. We outline a procedure that does precisely what is demanded on a Wilsonian account but no more.

The solution is to expand the Hilbert space so that the field associated with the UHB, and hence with mass U , represents the creation of double occupancy only when a constraint is imposed. Unconstrained, it mediates whatever physics transpires in the UHB. The true low-energy theory will then correspond to integration over the new field without imposing the constraint. As a consequence, the low-energy theory will explicitly permit double occupancy and hence have the essential in-

redients to describe dynamical spectral weight transfer. In so doing, the theory will contain the constraint parameter which permitted an identification of the new field with the creation of double occupancy in the first place. This procedure is analogous to that used by Bohm and Pines(Bohm and Pines, 1953) in their derivation of plasmons. In their classic derivation, Bohm and Pines(Bohm and Pines, 1953) expanded the Hilbert space to include a collection of low-energy oscillators but a constraint was imposed such that when it was solved, the original electron gas Hamiltonian was recovered. When the constraint was relaxed, the plasmon emerged as a new propagating degree of freedom. Our construction mirrors theirs in essence.

To this end, we extend the Hilbert space of the Hubbard model to include on each site a new fermionic oscillator, D_i , which will represent the physics of the UHB. Through a constraint, D_i^\dagger will represent the creation of double occupancy. Imposing such a constraint requires a trick because double occupancy transforms as a boson as it involves the product of two fermionic operators. At the same time, there can only be one double occupancy per site. Hence, double occupancy has both fermionic and bosonic character. Dealing with this dual character requires a trick from supersymmetry. Let us recall how supersymmetry was first introduced into string theory. In its earliest form, string theory was a theory entirely of bosonic modes represented by some field $X_\mu(\alpha)$, where α is the distance along the string and μ are the cartesian coordinates. Ultimately to make this theory applicable to anything real, such as QCD, fermions had to be included. To solve this problem, Ramond(Ramond, 1971) promoted the Clifford matrices to the level of a field and defined a super-field

$$X_\mu(\alpha, \theta) = X_\mu(\alpha) + \theta \gamma_\mu(\alpha) \quad (20)$$

where θ is a non-commuting complex Grassmann parameter and $\gamma_\mu(\alpha)$ represent the Clifford matrices. Since $\theta^2 = 0$, the second term in $X_\mu(\alpha, \theta)$ transforms as a boson. Hence, fermions can be included in a bosonic theory simply by multiplying a fermion by a Grassmann. In our problem, just the opposite procedure will be used. We can turn a boson, namely double occupancy, into a fermion by multiplication with a Grassmann. The constraint for the elemental field D_i will turn out to be roughly $\delta(D_i - \theta c_{i\uparrow} c_{i\downarrow})$. However, our theory is **not** supersymmetric as D_i cannot properly be regarded as a superfield because it really does not mix bosons and fermions as does $X_\mu(\alpha, \theta)$. The introduction of the supersymmetric coordinate θ is simply a trick to integrate out the high-energy physics. Nowhere in the UV or IR limits of the theory will θ appear. This is taken care of by writing the Lagrangian explicitly as an integration over Grassmanns. To construct the Lagrangian in this extended space, one has to include the standard dynamical terms for the elemental fields, $c_{i\sigma}$ and D_i , as well as the

hopping terms such that when the constraint is solved, one recovers the Hubbard model. The Lagrangian that fits the bill is

$$\begin{aligned} \mathcal{L} = & \int d^2\theta \left[\bar{\theta}\theta \sum_{i,\sigma} (1 - n_{i,-\sigma}) c_{i,\sigma}^\dagger \dot{c}_{i,\sigma} + \sum_i D_i^\dagger \dot{D}_i \right. \\ & + U \sum_j D_j^\dagger D_j - t \sum_{i,j,\sigma} g_{ij} \left[C_{ij,\sigma} a_{i,\sigma}^\dagger c_{j,\sigma} + D_i^\dagger a_{j,\sigma}^\dagger c_{i,\sigma} D_j \right. \\ & \left. \left. + (D_j^\dagger \theta c_{i,\sigma} V_\sigma c_{j,-\sigma} + h.c.) \right] + H_{\text{con}} \right] \end{aligned} \quad (21)$$

where $C_{ij,\sigma} \equiv \bar{\theta}\theta \alpha_{ij,\sigma} \equiv \bar{\theta}\theta (1 - n_{i,-\sigma})(1 - n_{j,-\sigma})$ and $d^2\theta$ represents a complex Grassmann integration. In this Lagrangian, the first two terms represent the dynamics of electrons in the lower Hubbard band and the heavy field, respectively, the third electron hopping in the LHB, the fourth decay of the heavy field into an electron singlet state on neighbouring sites and the fourth an the creation of heavy field particle-hole pair accompanied by the creation of an electron-hole pair on neighbouring sites. The constraint Hamiltonian H_{con} is taken to be

$$H_{\text{con}} = s\bar{\theta} \sum_j \varphi_j^\dagger (D_j - \theta c_{j,\uparrow} c_{j,\downarrow}) + h.c. \quad (22)$$

and arises simply by exponentiating a δ -function. The constant s has been inserted to carry the units of energy. The precise value of s will be determined by comparing the low-energy transformed electron with that in Eq. (39). This Lagrangian was constructed so that if we solve the constraint, that is, integrate over φ and then D_i , we obtain exactly $\int d^2\theta \bar{\theta}\theta L_{\text{Hubb}} = L_{\text{Hubb}}$, the Lagrangian of the Hubbard model. Hence, up to a factor of unity, our starting Lagrangian is equivalent to the Hubbard model.

The advantage of our Lagrangian is that it permits a clean identification of the U -scale physics without equating it with double occupancy. As the theory is Gaussian in the massive field, it can be integrated out exactly. To accomplish this, we define the matrix

$$\mathcal{M}_{ij} = \left(\delta_{ij} - \frac{t}{(\omega + U)} g_{ij} \sum_\sigma c_{j,\sigma}^\dagger c_{i,\sigma} \right) \quad (23)$$

and $b_i = \sum_j b_{ij} = \sum_{j,\sigma} g_{ij} c_{j,\sigma} V_\sigma c_{i,\bar{\sigma}}$. We now complete the square and integrate over D_i exactly in the partition function. At zero frequency the low-energy Hamiltonian(Choy *et al.*, 2008a) is

$$H_h^{IR} = -t \sum_{i,j,\sigma} g_{ij} \alpha_{ij,\sigma} c_{i,\sigma}^\dagger c_{j,\sigma} + H_{\text{int}} - \frac{1}{\beta} \text{Tr} \ln \mathcal{M}$$

where

$$\begin{aligned} H_{\text{int}} = & -\frac{t^2}{U} \sum_{j,k} b_j^\dagger (\mathcal{M}^{-1})_{jk} b_k - \frac{s^2}{U} \sum_{i,j} \varphi_i^\dagger (\mathcal{M}^{-1})_{ij} \varphi_j \\ & - s \sum_j \varphi_j^\dagger c_{j,\uparrow} c_{j,\downarrow} + \frac{st}{U} \sum_{i,j} \varphi_i^\dagger (\mathcal{M}^{-1})_{ij} b_j + h.c. \end{aligned} \quad (24)$$

which constitutes the true (IR) limit as the high-energy scale has been removed. This Hamiltonian appears complicated but can be handled simply as will be seen. In essence, the first term in H_{int} , which contains the spin-spin interaction and three-site hopping terms, is irrelevant relative to the terms linear in b so far as the charge excitations are concerned. It is this reduction that makes it possible to isolate the propagating degrees of freedom in a doped Mott insulator.

To fix the energy scale s , we determine how the electron operator transforms in the exact theory. As is standard, we add a source term to the starting Lagrangian which generates the canonical electron operator when the constraint is solved. For hole-doping, the appropriate transformation that yields the canonical electron operator in the UV is

$$\mathcal{L} \rightarrow \mathcal{L} + \sum_{i,\sigma} J_{i,\sigma} \left[\bar{\theta}\theta (1 - n_{i,-\sigma}) c_{i,\sigma}^\dagger + V_\sigma D_i^\dagger \theta c_{i,-\sigma} \right] + h.c.$$

However, in the IR in which we only integrate over the heavy degree of freedom, D_i , the electron creation operator becomes

$$\begin{aligned} c_{i,\sigma}^\dagger \rightarrow & (1 - n_{i,-\sigma}) c_{i,\sigma}^\dagger + V_\sigma \frac{t}{U} b_i c_{i,-\sigma} \\ & + V_\sigma \frac{s}{U} \varphi_i^\dagger c_{i,-\sigma} \end{aligned} \quad (25)$$

to linear order in t/U . This equation bares close resemblance to the transformed electron operator in Eq. (39), as it should. In fact, the first two terms are identical. The last term in Eq. (39) is associated with double occupation. In Eq. (25), this role is played by φ_i . Demanding that Eqs. (39) and (25) agree requires that $s = t$, thereby eliminating any ambiguity associated with the constraint field. Consequently, the complicated interactions appearing in Eq. (40) as a result of the inequivalence between the transformed and bare fermions are replaced by a single charge $2e$ bosonic field φ_i which generates dynamical spectral weight transfer across the Mott gap. While it is traditional in solid state systems in which both bosons and fermions appear to integrate out the bosons, that would be incorrect here. Both the bosons and fermions are light degrees of freedom that mediate low-energy physics.

While electron number conservation is broken in the IR, we find by inspection of Eq. (24) that a conserved low-energy charge does exist, given by

$$Q = \sum_{i\sigma} c_{i\sigma}^\dagger c_{i\sigma} + 2 \sum_i \varphi_i^\dagger \varphi_i. \quad (26)$$

Physically, Q should equal the total electron filling, implying immediately implying that the weight of the low-energy fermionic part must be less than the conserved charge. In fact, Eq. (26) gives a prescription(Chakraborty *et al.*, 2009) for α , namely the bosonic charge, if we interpret Q as $1 - x$ and the fermionic quasiparticle density as $1 - x'$, thereby corroborating the quasiparticle picture in Fig. (8b).

1. Half-Filling: Bound doublon/holon pairs

As it is the dynamical part of the spectral weight that is intimately connected with the pseudogap, it stands to reason that the ultimate role of the charge $2e$ boson is to mediate bound charge excitations. Physically, it is reasonable that the charge $2e$ boson can only influence the dynamics at low energies through the formation of bound states because it does not have a Fock space of its own. That is, once the heavy field is integrated out, the Hilbert space is that of the Hubbard model. Immediate evidence that this state of affairs, namely bound-state formation, obtains arises from the equivalent theory at half-filling. At half-filling, both the upper and lower Hubbard bands reside at high energy and hence must be integrated out. This can be accomplished by introducing an additional fermionic field that represents the creation of excitations in the LHB. Its associated Lagrange multiplier will be $\tilde{\varphi}_i$. Unlike the theory at finite doping, the theory(Choy *et al.*, 2008b; Leigh and Phillips, 2008; Phillips *et al.*, 2009) at half-filling will not have the pesky fermionic matrix, \mathcal{M} and as a result, no bare fields will have dynamics. The exact low-energy Lagrangian(Choy *et al.*, 2008b; Phillips *et al.*, 2009) that arises from this procedure,

$$\begin{aligned}
L_{\text{IR}}^{\text{hf}} = & 2\frac{|s|^2}{U}|\varphi_\omega|^2 + 2\frac{|\tilde{s}|^2}{U}|\tilde{\varphi}_{-\omega}|^2 + \frac{t^2}{U}|b_\omega|^2 \quad (27) \\
& + s\gamma_{\mathbf{p}}^{(\mathbf{k})}(\omega)\varphi_{\omega,\mathbf{k}}^\dagger c_{\mathbf{k}/2+\mathbf{p},\omega/2+\omega',\uparrow} c_{\mathbf{k}/2-\mathbf{p},\omega/2-\omega',\downarrow} \\
& + \tilde{s}^*\tilde{\gamma}_{\mathbf{p}}^{(\mathbf{k})}(\omega)\tilde{\varphi}_{-\omega,\mathbf{k}} c_{\mathbf{k}/2+\mathbf{p},\omega/2+\omega',\uparrow} c_{\mathbf{k}/2-\mathbf{p},\omega/2-\omega',\downarrow} \\
& + h.c., \quad (28)
\end{aligned}$$

contains two bosonic fields with charge $2e$ (φ^\dagger) and $-2e$ ($\tilde{\varphi}$). These bosonic modes are collective degrees of freedom, not made out of the elemental excitations. They represent dynamical mixing with U -scale physics, namely, the contribution of double holes ($-2e$) and double occupancy ($2e$) to any state of the system. Here s and \tilde{s} are constants with units of energy, all operators in Eq. (27) have the same site index, repeated indices are summed both over the site index and frequency, ω , $c_{i\sigma}^\dagger$ creates a fermion on site i with spin σ ,

$$b_{\mathbf{k}} = \sum_{\mathbf{p}} \varepsilon_{\mathbf{p}}^{(\mathbf{k})} c_{\mathbf{k}/2+\mathbf{p},\uparrow} c_{\mathbf{k}/2-\mathbf{p},\downarrow}, \quad (29)$$

and the dispersion is given by $\varepsilon_{\mathbf{p}}^{(\mathbf{k})} = 4\sum_{\mu} \cos(k_{\mu}a/2)\cos(p_{\mu}a)$, where \mathbf{k} and \mathbf{p} are the center of mass and relative momenta of the fermion pair. The coefficients

$$\begin{aligned}
\gamma_{\mathbf{p}}^{(\mathbf{k})}(\omega) &= \frac{-U + t\varepsilon_{\mathbf{p}}^{(\mathbf{k})} + 2\omega}{U} \sqrt{1 + 2\omega/U} \\
\tilde{\gamma}_{\mathbf{p}}^{(\mathbf{k})}(\omega) &= \frac{U + t\varepsilon_{\mathbf{p}}^{(\mathbf{k})} + 2\omega}{U} \sqrt{1 - 2\omega/U} \quad (30)
\end{aligned}$$

play a special role in this theory as they account for the turn-on of the spectral weight. At the level of a La-

grangian, the vanishing of the coefficient of a quadratic term defines the dispersion of the associated particle. All the terms which are naively quadratic, Eq. (27), possess constant coefficients and hence we reach the conclusion that there are no bare propagating bosons or electrons. In fact, it is the vanishing of the pesky $calM$ matrix in the half-filled system that leads to this state of affairs. This implies that there is no spectral weight of any kind. However, a Mott insulator has spectral weight as depicted in Fig. (4). Consider the second line of the Lagrangian, Eq. (28). Appearing here are two interaction terms, which describe composite excitations, whose coefficients can vanish. These operators might then be thought of as the kinetic terms for composite excitations mediated by the charge $\pm 2e$ bosonic fields (loosely speaking, we might think of this as occurring because of the formation of bound states). Such an interpretation is warranted because the spin-spin interaction and all higher-order operators contained in the $|b|^2$ term are at least proportional to a^4 and hence are all sub-dominant to the composite interaction terms. Here a is the lattice constant. Consequently, at the level of the Lagrangian, the turn-on of the spectral weight is governed by the vanishing of the coefficients of the coupled boson-fermion terms. Fig. (14) shows explicitly that the vanishing of γ and $\tilde{\gamma}$ leads to spectral weight which is strongly peaked at two distinct energies, $\pm U/2$. Each state in momentum space has spectral weight at these two energies. The width of the bands is $8t$. The particles which give rise to the turn-on of the spectral weight are composite excitations or the bound states of the bosonic and fermionic degrees of freedom determined by the interaction terms $\varphi^\dagger cc$ and $\tilde{\varphi}cc$. In the terms of the variables appearing in the Hubbard model, the composite excitations correspond to bound states of double occupancy and holes as has been postulated previously(Castellani *et al.*, 1979) to be the ultimate source of the gap in a Mott insulator. Interestingly, the slaved-particle approach(Castellani *et al.*, 1992) on the large N limit of the infinite- U Hubbard model also finds that the Mott gap originates from a gap in the spectrum of an auxiliary boson. In so far as they generate the spectral weight, the interaction terms can be thought of as the kinetic terms in the low-energy action. The gap (Mott gap) in the spectrum for the composite excitations obtains for $U > 8t$ as each band is centered at $\pm U/2$ with a width of $8t$. Fig. (14) demonstrates that the transition to the Mott insulating state found here proceeds by a discontinuous vanishing of the spectral weight at the chemical potential to zero but a continuous evolution of the Mott gap as is seen in numerical calculations(Park *et al.*, 2008) in finite-dimensional lattices but not in the $d = \infty$ (Georges *et al.*, 1996) solution.

In terms of the bare electrons, the overlap with the composite excitations determines the Mott gap. To determine the overlap, it is tempting to complete the square on the $\varphi^\dagger cc$ term bringing it into a quadratic form, $\Psi^\dagger \Psi$

with $\Psi = A\varphi + Bcc$. This would lead to composite excitations having charge $2e$, a vanishing of the overlap and hence no electron spectral density of any kind. However, the actual excitations that underlie the operator $\varphi^\dagger cc$ correspond to a linear combination of charge e objects, c^\dagger and $\varphi^\dagger c$. In terms of the UV variables, the latter can be thought of as a doubly occupied site bound to a hole. To support this claim, we re-do the procedure quoted above for generating the electron operator. At half-filling (Choy *et al.*, 2008b; Phillips *et al.*, 2009), the exact representation of the electron creation

$$c_{i,\sigma}^\dagger \rightarrow \tilde{c}_{i,\sigma}^\dagger \equiv -V_\sigma \frac{t}{U} \left(c_{i,-\sigma} b_i^\dagger + b_i^\dagger c_{i,-\sigma} \right) + V_\sigma \frac{2}{U} \left(s\varphi_i^\dagger + \tilde{s}\tilde{\varphi}_i \right) c_{i,-\sigma} \quad (31)$$

is indeed a sum of two composite excitations, the first having to do with spin fluctuations ($b^\dagger c$) and the other with high-energy physics, $\varphi^\dagger c$ and $\tilde{\varphi} c$, that is, excitations in the UHB and LHB, respectively. We can think of the overlap

$$O = |\langle c^\dagger | \tilde{c}^\dagger \rangle \langle \tilde{c}^\dagger | \Psi^\dagger \rangle|^2 P_\Psi \quad (32)$$

in terms of the physical process of passing an electron through a Mott insulator. The overlap will involve that between the bare electron with the low-energy excitations of Eq. (31), $\langle c | \tilde{c} \rangle$, and the overlap with the propagating degrees of freedom, $\langle \tilde{c} | \Psi \rangle$ with P_Ψ , the propagator for the composite excitations. Because of the dependence on the bosonic fields in Eq. (31), O retains destructive interference between states above and below the chemical potential. Such destructive interference between excitations across the chemical potential leads to a vanishing of the spectral weight at low energies (Meinders *et al.*, 1993). Consequently, the turn-on of the *electron* spectral weight cannot be viewed simply as a sum of the spectral weight for the composite excitations. As a result of the destructive interference, the gap in the electron spectrum will always exceed that for the composite excitations. Hence, establishing (Fig. (14)) that the composite excitations display a gap is a sufficient condition for the existence of a charge gap in the electron spectrum. A simple calculation, Fig. (14), of the electron spectral function at $U = 8t$ confirms this basic principle that a gap in the propagating degrees of freedom guarantees that the electron spectrum is gapped. Further, Fig. (14) confirms that the electron spectral function involves interference across the Mott scale. Consequently, although the composite excitations are sharp, corresponding to poles in a propagator as in Eq. (28), the electrons are not. In fact, as Eq. (31) lays plain, an electron is in a linear superposition of excitations both in the lower and upper Hubbard bands. Consequently, in terms of the original electron degrees of freedom, the transition to the Mott gap will involve spectral weight transfer at energies on the Mott scale as illustrated in Fig. (3). Alternatively,

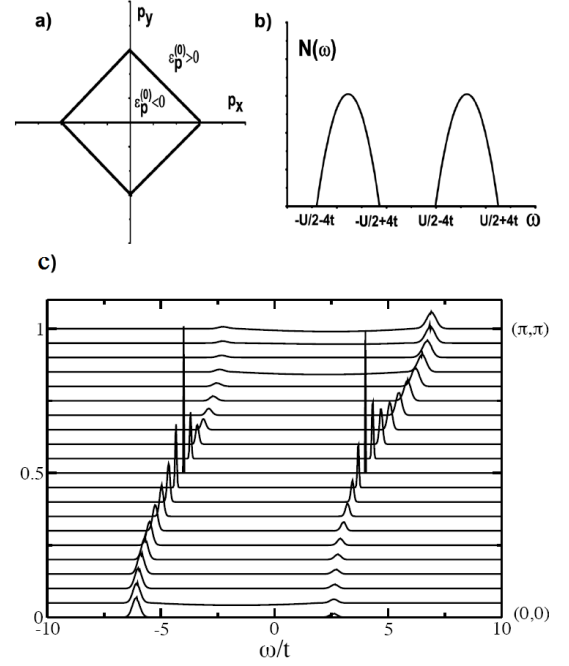


FIG. 14 a) Diamond-shaped surface in momentum space where the particle dispersion changes sign. b) Turn-on of the spectral weight in the upper and lower Hubbard bands for the composite excitations as a function of energy and momentum. In the UHB, the spectral density is determined to $\gamma_{\mathbf{p}}$ while for the LHB it is governed by $\tilde{\gamma}_{\mathbf{p}}$. The corresponding operators which describe the turn-on of the spectral weight are the composite excitations $\varphi^\dagger cc$ (UHB) and $\tilde{\varphi} cc$ (LHB). The electron spectral density is determined by an overlap (see Eq. (32)) with these propagating collective modes. c) Spectral function for the electrons at $U = 8t$. Clearly shown is the gap in the spectrum and non-zero spectral weight at all momenta in the first Brillouin zone.

if the experimental probe were the composite or bound states, spectral weight transfer would be absent because the composite excitations represent the orthogonal propagating modes of a half-filled band.

The composite excitations found here described by the vanishing of $\gamma_{\mathbf{p}}^{\mathbf{k}}$ and $\tilde{\gamma}_{\mathbf{p}}^{\mathbf{k}}$ are the propagating degrees of freedom in a Mott insulator. They are orthogonal in the sense that they never lead to a turn-on of the spectral weight for the composite excitations in the same energy range. This analysis demonstrates that the spin-spin interaction, contained in the $|b|^2$ term, plays a spectator role in the generation of the Mott gap. Nonetheless, there is a natural candidate for the antiferromagnetic order, namely $B_{ij} = \langle g_{ij} \varphi_i^\dagger c_{i,\uparrow} c_{j,\downarrow} \rangle$. The vacuum expectation value of this quantity is clearly non-zero as it is easily obtained from a functional derivative of the partition function with respect to $\gamma_{\mathbf{p}}$. Such an antiferromagnet has no continuity with that of weak-coupling theory. Hence, both the Mott gap and subsequent antiferromagnetic order emerge from composite excitations that have

no counterpart in the original UV Lagrangian but only become apparent in a proper low-energy theory in which the high-energy degrees of freedom are explicitly integrated out. In the doped state, a similar state of affairs obtains.

2. Experimental Consequences

As Eq. (25) lays plain, the fermionic operator at low energies is a linear superposition of two excitations. The first is simply the standard excitation in the LHB, $(1 - n_{i,-\sigma})c_{i,\sigma}^\dagger$ ($n_{i,-\sigma}c_{i\sigma}$ in the UHB for electron doping) with a renormalization from spin fluctuations (second term). The second is a new charge e excitation, $c_{i,-\sigma}\mathcal{M}_{ij}^{-1}\varphi_j^\dagger$. In the lowest order in t/U , our theory predicts that the new excitation corresponds to $c_{i,-\sigma}\varphi_i^\dagger$, that is, a hole bound to the charge $2e$ boson. This extra charge e state mediates dynamical (hopping-dependent) spectral weight transfer across the Mott gap. A saddle-point analysis will select a particular solution in which φ_i is non-zero. This will not be consistent with the general structure of Eq. (25) in which part of the electronic states are not fixed by φ_i . Similarly, mean field theory in which φ_i is assumed to condense, thereby thwarting the possibility that new excitations form, is also inadequate. The procedure outlined in the second Appendix circumvents these problems and preserves the integrity of Eq. (25).

The resultant spectral function $U = 10t$ is displayed in Figs. (15) and (16). First, a low-energy kink is present in the electron dispersion for a wide range of doping. In fact, more than one kink exists as is evident from the enlarged region, Fig. (15a): 1) one at roughly $0.2t \approx 100meV$ and the other at $0.5t \approx 250meV$. To pin-point the origin of these kinks, we treated the mass term of the boson as a variable parameter and verified that the low-energy kink is determined by the bare mass. In the low-energy theory, the bare mass of the boson is t^2/U , independent of doping. Both the doping dependence and energy of this kink are consistent with experiment(Lanzara *et al.*, 2001). While phonons(Lanzara *et al.*, 2001) and spin-fluctuations(Macridin *et al.*, 2007; Zemljic *et al.*, 2008) have been invoked to explain the low-energy kink, the hidden charge $2e$ boson offers a natural explanation within the strong correlation physics of the Mott state.

At sufficiently high doping (see Figs. (16a) and (16b)), the high-energy kink disappears. Experimentally the origin of the high-energy kink is hotly debated. In fact, some(Inosov *et al.*, 2008) doubt its intrinsic importance, attributing it to an extraneous matrix element effect. In the initial experiments by Graf, et al.(Graf *et al.*, 2007), the high-energy kink is accompanied by a splitting of the electron dispersion into two branches(Graf *et al.*, 2007). The two branches were interpreted as evidence for spin-charge separation. As evident from Fig. (15), the high-

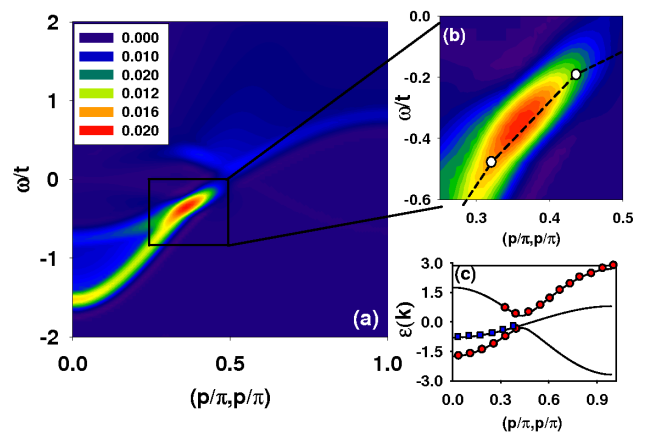


FIG. 15 (a) Spectral function for filling $n = 0.9$ along the nodal direction. The intensity is indicated by the color scheme. (b) Location of the low and high energy kinks as indicated by the change in the slope of the electron dispersion. (c) The energy bands that give rise to the bifurcation of the electron dispersion.

energy kink is preceded by a bifurcation of the electron dispersion below the chemical potential into two branches.

The energy difference between the two branches achieves a maximum at $(0, 0)$ as is seen experimentally. A computation of the spectral function at $U = 20t$ and $n = 0.9$ reveals that the dispersion as well the bifurcation still persist. Further, the magnitude of the splitting does not change, indicating that the energy scale for the bifurcation and the maximum energy splitting are set by t and not U . The origin of the two branches is captured in Fig. (15c). The two branches below the chemical potential correspond to the standard band in the LHB (open square in Fig. (15c) on which φ vanishes and a branch on which $\varphi \neq 0$ (open circles in Fig. (15c)). The two branches indicate that there are two local maxima in the integrand in Eq. (47). One of the maxima, $\varphi = 0$, arises from the extremum of $G(k, \omega, \varphi)$ whereas the other, the effective free energy (exponent in Eq. (47)) is minimized ($\varphi \neq 0$). Above the chemical potential only one branch survives. The split electron dispersion below the chemical potential is consistent with the composite nature of the electron operator dictated by Eq. (25). At low energies, the low-energy fermions are linear superpositions of two states, one the standard band in the LHB described by excitations of the form, $c_{i\sigma}^\dagger(1 - n_{i\bar{\sigma}})$ and the other a composite excitation consisting of a bound hole and the charge $2e$ boson, $c_{i\bar{\sigma}}\varphi_i^\dagger$. The former contributes to the static part of the spectral weight transfer (2x) while the new charge e excitation gives rise to the dynamical contribution to the spectral weight transfer. Because the new charge e state is strongly dependent on the hopping it should disperse as is evident from Fig. (16) and also confirmed experimentally. The operator that describes

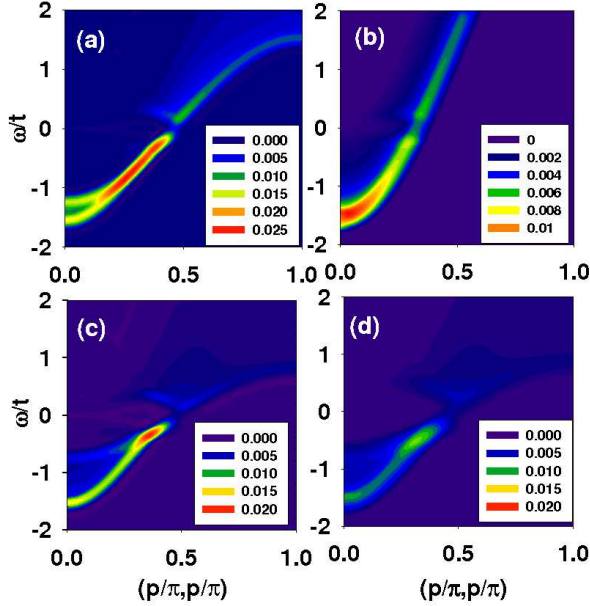


FIG. 16 Spectral function for two different fillings (a) $n = 0.8$ and (b) $n = 0.4$ along the nodal direction. The absence of a splitting in the electron dispersion at $n = 0.4$ indicates the bifurcation ceases beyond a critical doping. The spectral functions for two different values of the on-site repulsion, (c) $U = 10t$ and (d) $U = 20t$ for $n = 0.9$ reveals that the high-energy kink and the splitting of the electron dispersion have at best a weak dependence on U . This indicates that this physics is set by the energy scale t rather than U .

this excitation is given by Eq. (45) and it constitutes the propagating degree of freedom in a doped Mott insulator as it generates a pole in the composite particle Green function (Eq. (48)). In the composite basis, the electron are not sharply defined.

Because the charge $2e$ boson is a local non-propagating degree of freedom, the formation of the composite excitation, $c_{i\bar{\sigma}}\varphi^\dagger$ leads to a pseudogap at the chemical potential. The spectral functions, Fig. (16) at $n = 0.9$ and $n = 0.8$ reveal an absence of spectral weight at the chemical potential. In the strongly overdoped regime, spectral weight emerges at the chemical potential and the pseudogap vanishes. The formation of a gap in a single-band system, requires a vanishing of single-particle Green function. This is mediated by a divergence of the electron self-energy along a connected surface in momentum space. Computed in Fig. (17) is the imaginary part of the self energy at different temperatures. At low temperature ($T \leq t^2/U$), the imaginary part of the self-energy at the non-interacting Fermi surface develops a peak at $\omega = 0$. At $T = 0$, the peak leads to a divergence. This is consistent with the opening of a pseudogap. As we have pointed out earlier (Stanescu *et al.*, 2007), a pseudogap is properly identified by a zero surface (the Luttinger surface) of the single-particle Green function. This zero

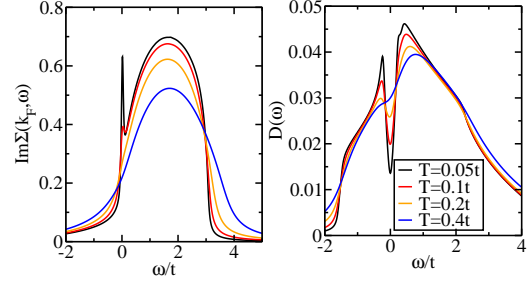


FIG. 17 The imaginary part of the self energy as the function of temperature for $n = 0.7$. A peak is developed at $\omega = 0$ at low temperature which is the signature of the opening of the pseudogap. The density of states explicitly showing the pseudogap is shown in adjacent figure.

surface is expected to preserve the Luttinger volume if the pseudogap lacks particle-hole symmetry as shown in the second of the figures in Fig. (17).

Using this approach, we are also able to address the origin of the mid-infrared band (MIB) in the optical conductivity. From the Kubo formula,

$$\sigma_{xx}(\omega) = 2\pi e^2 \int d^2k \int d\omega' (2t \sin k_x)^2 \left(-\frac{f(\omega') - f(\omega' + \omega)}{\omega} \right) A(\omega + \omega', k) A(\omega', k) \quad (33)$$

we computed the optical conductivity. Here $f(\omega)$ is the Fermi distribution and $A(\omega, \mathbf{k})$ is the electron spectral function. At the level of theory constructed here, the vertex corrections are all due to the interactions with the bosonic degrees of freedom. Since the boson acquires dynamics only through electron motion and the leading such term is $O(t^3/U^2)$, the treatment here should suffice to provide the leading behaviour of the optical conductivity. Further, to isolate the mid-infrared, we subtracted the Drude weight at the origin. Apparent in the optical conductivity shown in Fig. (18) is a peak at $\omega/t \approx .5t$. This constitutes the mid-infrared band. From the inset, we see that the frequency, ω_{\max} at which the MIB obtains is an increasing function of the electron filling, whereas the integrated weight, $N_{\text{eff}}(\Omega)$, is a decreasing function as the filling increases, both of which are in agreement with experiment. We set the integration cutoff to $\Omega_c = 2t = 1/m^*$. However, it does not vanish at half-filling. Experimentally, N_{eff} also does not vanish when extrapolated to half-filling. The persistence of the the MIB at half-filling suggests that the mechanism that causes the MIB is apparent even in the Mott state. We determined what sets the scale for the MIB by studying its evolution as a function of U . As is clear from Figure (18), ω_{\max} is set essentially by the hopping matrix element t and depends only weakly on J . The physical

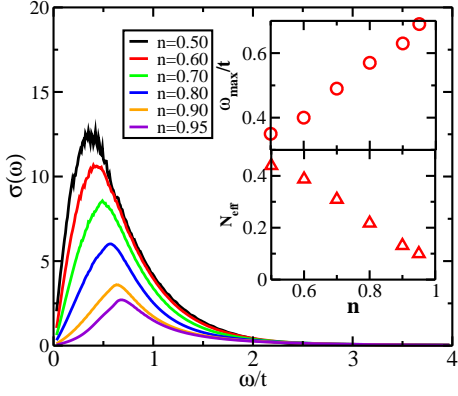


FIG. 18 Optical conductivity as a function of electron filling, n , with Drude weight at origin subtracted. The peak in the optical conductivity represents the mid-infrared band. Its origin is mobile double occupancy in the lower-Hubbard band. The insets show that the energy at which the MIB acquires its maximum value, ω_{\max} is an increasing function of electron filling. Conversely, the integrated weight of the MIB decreases as the filling increases. This decrease is compensated with an increased weight at high (upper-Hubbard band) energy scale.

processes that determine this physics are determined by the coupled boson-Fermi terms in the low-energy theory. The $\varphi_i^\dagger c_{i\uparrow} c_{i\downarrow}$ term has a coupling constant of t whereas the $\varphi_i^\dagger b_i$ scales as t^2/U . Together, both terms give rise to a MIB band that scales as $\omega_{\max}/t = 0.8 - 2.21t/U$ (see inset of Fig. (11)). Since $t/U \approx O(.1)$ for the cuprates, the first term dominates and the MIB is determined predominantly by the hopping matrix element t . Within the interpretation that φ represents a bound state between a doubly occupied site and a hole, second order perturbation theory with the $\varphi_i^\dagger b_i$ term mediates the transport of hole over two sites mediated by an intervening doubly occupied site (see Fig. (1) of Ref.(Choy *et al.*, 2008a)). It is the resonance between these two states that results in the mid-IR band. Interestingly, this resonance persists even at half-filling and hence the non-vanishing of N_{eff} at half-filling is not evidence that the cuprates are not doped Mott insulators as has been recently claimed(Comanac *et al.*, 2008). Rather the quantum fluctuations that are present even in the half-filled system still persist at finite doping. In the half-filled system, bound states form which provide a gap to single particle excitations. In the doped system, such excitations are only partially gapped (in momentum space as evidenced by the V-shaped gap in Fig. (17)), giving rise to a pseudogap.

One of our key contentions is that the correct theory of the pseudogap should at high temperatures explain T -linear resistivity in the strange-metal regime. Indeed this theory has the ingredients to do this. The mechanism is simple. In the pseudogap regime, the charge $2e$ boson is bound. This gives rise to an explicit violation of the band-insulator sum rule that $L = n_h$. Once the T^* line is crossed, φ unbinds. Hence, above the T^* line,

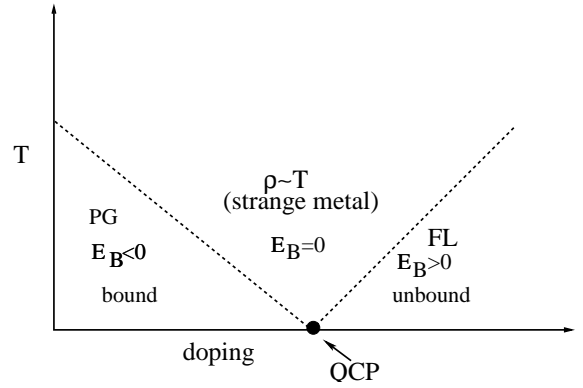


FIG. 19 Proposed phase diagram for the binding of the holes and bosons that result in the formation of the pseudogap phase. Once the binding energy vanishes, the energy to excite a boson vanishes. In the critical regime, the dominant scattering mechanism is still due to the interaction with the boson. T -linear resistivity results anytime $T > \omega_b$, where ω_b is the energy to excite a boson. To the right of the quantum critical regime (QCP), the boson is irrelevant and scattering is dominated by electron-electron interactions indicative of a Fermi liquid. The QCP signifies the end of the binding of fermi and bosonic degrees of freedom that result in the pseudogap phase.

the temperature exceeds the energy to create the charge $2e$ boson. However, it still scatters off the electrons. The problem is now a trivial one of electron-boson scattering above the temperature to create the boson. This is an old problem and the result is well known. The resistivity scales as a linear function of temperature. Hence, as depicted in Fig. (19), the strange metal emerges as the unbound phase of the charge $2e$ boson in which critical fluctuations are the scattering mechanism. Above the T^* line, $L = n_h$. Hence, this mechanism makes a clear experimental prediction that the T^* line is the boundary below which $L > 2x$ obtains. A repetition of the experiments of Chen, et al.(Chen *et al.*, 1991) as a function of temperature would directly falsify this claim. Further, the mechanism for the strange metal regime is consistent with the implication of the scaling analysis leading to Eq. (11). Namely, T -linear resistivity requires an additional energy scale absent from a single-parameter scaling analysis. In the exact low-energy theory, a charge $2e$ boson emerges as a new degree of freedom. While it is bound in the pseudogap regime, its unbinding beyond a critical temperature or doping provides the added degree of freedom to generate the anomalous temperature dependence for the resistivity. A further experimental prediction of this work then is that the strange metal regime should be populated with charge $2e$ excitations, without the usual diamagnetic signal. Shot noise measurements are ideally suited for testing this prediction.

V. OUTLOOK AND PREDICTIONS

The central claim in this Colloquium is that composite excitations, doublon-holon pairs, emerge as the propagating degrees of freedom in the normal state of a doped Mott insulator. In light of other strongly coupled problems such as QCD, this state of affairs is not surprising. This physics arises because although double occupancy mixes into the ground state, the empty sites which are dynamically generated are not free to move around. Consequently, the low-energy physics in a doped Mott system is determined by the effective doping level $x' = x + \alpha$, where α reflects the dynamical hole count. Such physics is mediated through the charge $2e$ boson. At half-filling, the band structure of the doublon-holon pairs leads to the gapped spectrum of a Mott insulator as anticipated by Mott (Mott, 1949) and others (Castellani *et al.*, 1979; Kohn, 1964; Yokoyama *et al.*, 2006). Because the excitations described by γ and $\tilde{\gamma}$ never share a common energy where the spectral weight is non-zero, they can be viewed as the independent propagating degrees of freedom in a half-filled band. Both the metallic state at half-filling and the strange metal are mediated by the unbinding of the composite excitations. The simplest way of understanding why the charge $2e$ boson must be bound at low energies, aside from the fact that it has no bare dynamics, is that once the high-energy sector is integrated out exactly, the Hilbert space shrinks back to the Fock space of the Hubbard model. The charge $2e$ boson acting in this Hilbert space can only mediate dynamics through binding with the elemental fields.

A clear indicator that the theory presented here is on the right track is the calculation (Chakraborty and Phillips, 2009) shown in Fig. (20) of the carrier density as revealed by the Hall number. Clearly shown are two components to the carrier density, one temperature independent the other a highly temperature dependent component which gives rise to activated behaviour in agreement with the phenomenological fit of the experimental data in Eq. (7). In fact, the gap, Δ (see inset of Fig. (20)) is in excellent agreement with the experimental data on LSCO. Above T^* , the gapped component vanishes. Such two-fluid behaviour suggests that in the effective doping level, α is the temperature-dependent component. Any experimental probe that couples to the low-energy excitations should be interpreted in terms of x' , not the bare hole number x . Several experimental predictions follow: 1) above a critical doping level, α should (as a result of the unbinding of the charge $2e$ boson) and L/n_h should be doping dependent, already confirmed by recent x-ray oxygen K-edge experiments (Peets *et al.*, 2009), 2) similarly, because the T^* line corresponds to the unbinding of the charge $2e$ boson, angle-resolved photoemission experiments should observe a narrowing of line shapes as the temperature is increased above T^* ,

3) the superfluid density should exceed x and scale as $x + \alpha$, already confirmed in $\text{YBa}_2\text{Cu}_3\text{O}_{6+x}$ (Cooper *et al.*, 1993) (YBCO), 4) the inverse dielectric function should possess two-particle hole continua (Choy *et al.*, 2008a) the second feature (starting at approximately $0.5t$) reflecting the new bound state and 5) Fermi surface volumes, that is the total volume of the hole pockets minus that of the electron pockets, extracted from quantum oscillation experiments (Doiron-Leyraud *et al.*, 2007) should be compared with $2(x + \alpha)$ not $2x$. The latter is particularly germane because the Fermi surface volumes extracted experimentally (Doiron-Leyraud *et al.*, 2007; LeBoeuf *et al.*, 2007) for YBCO are not consistent with any integer multiple of the physically doped holes.

Theoretically, several questions remain. First, is the theory in the composite excitation picture natural in the sense that there are no relevant perturbations to normal-state physics. This would require a calculation of the β -function which necessitates rewriting the pure electron and boson interactions in terms of the composite particles and then a subsequent renormalization group analysis. At present it is unclear how to proceed along these lines. Second, can it be quantified at what doping level does the charge $2e$ boson decouple from the low-energy physics and a Fermi liquid description becomes valid. Third, what role do the composite excitations play in the superconducting state. Since these excitations arise from a mixing with the high-energy sector, they have a chance of accounting for the otherwise unexplained experimental observation that the onset of superconductivity in the cuprates (Molegraaf *et al.*, 2002) is accompanied by a depletion of spectral weight at high energies (U -scale physics) and a compensating increase at low energies.

VI. ACKNOWLEDGEMENTS

The structure of this Colloquium follows the outline of a theory seminar I gave at CERN in June, 2009. I thank, T. P. Choy, R. G. Leigh, D. Galanakis, S. Chakraborty, and T. Stanescu for the extensive collaborations which led to the theory outlined here. I also thank D. Basov and D. van der Marel for their insightful discussions on the experimental sections and for their kind generosity in preparing some of the experimental figures. This work was funded partially by the NSF DMR-0940992.

VII. APPENDIX: CANONICAL TRANSFORMATION ON HUBBARD MODEL

The goal of the perturbative approach is to bring the Hubbard model into block diagonal form in which each block has a fixed number of ‘fictive’ doubly occupied sites. We say ‘fictive’ because the operators which make double occupancy a conserved quantity are not

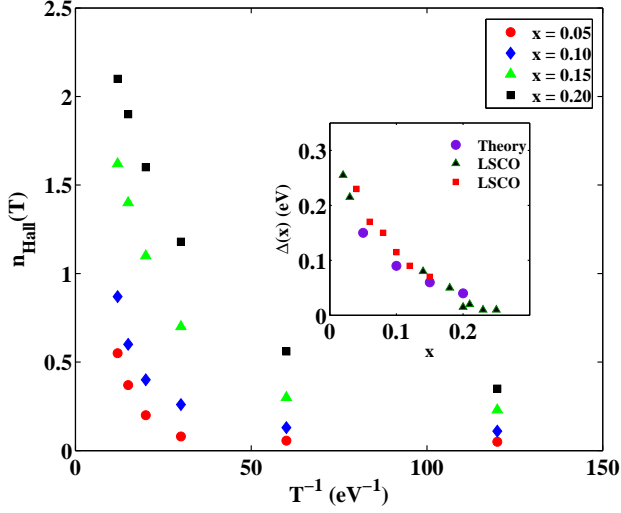


FIG. 20 Carrier density computed from the spectral function shown in Fig. (15). Clearly shown are two components: 1) one independent of temperature and scaling with the doping level and 2) the other temperature dependent describing the new composite or bound degrees of freedom. Fitting the carrier density to Eq. (7) enables an extraction of the gap Δ shown in the inset. The experimental values are also shown for LSCO: solid triangles(Ando *et al.*, 2004b; Ono *et al.*, 2007; Padilla *et al.*, 2005) and squares(Nishikawa *et al.*, 1994) The excellent agreement obtained with the experimentally determined values for the pseudogap indicates that the binding energy scale in the carrier density is the pseudogap energy.

the physical electrons but rather a transformed (dressed) fermion we call $f_{i\sigma}$ defined below. Following Eskes *et al.*(Eskes *et al.*, 1994), for any operator O , we define \tilde{O} such that $O \equiv \mathbf{O}(c)$ and $\tilde{O} \equiv \mathbf{O}(f)$, simply by replacing the Fermi operators $c_{i\sigma}$ with the transformed fermions $f_{i\sigma}$. Note that O and \tilde{O} are only equivalent in the $U = \infty$ limit. The procedure which makes the Hubbard model block diagonal is now well known(Eskes *et al.*, 1994; MacDonald *et al.*, 1988). One constructs a similarity transformation S which connects sectors that differ by at most one ‘fictive’ doubly occupied site such that

$$H = e^S \tilde{H} e^{-S} \quad (34)$$

becomes block diagonal, where \tilde{H} is expressed in terms of the transformed fermions. In the new basis, $[H, \tilde{V}] = 0$, implying that double occupation of the transformed fermions is a good quantum number, and all of the eigenstates can be indexed as such.

Our focus is on the relationship between the physical and ‘fictive’ fermions. To leading order(Eskes *et al.*,

1994) in t/U , the bare fermions,

$$c_{i\sigma} = e^S f_{i\sigma} e^{-S} \simeq f_{i\sigma} - \frac{t}{U} \sum_{\langle j,i \rangle} [(\tilde{n}_{j\bar{\sigma}} - \tilde{n}_{i\bar{\sigma}}) f_{j\sigma} - f_{j\bar{\sigma}}^\dagger f_{i\sigma} f_{i\bar{\sigma}} + f_{i\bar{\sigma}}^\dagger f_{i\sigma} f_{j\bar{\sigma}}], \quad (35)$$

are linear combinations of multiparticle states in the transformed basis as is expected in degenerate perturbation theory. By inverting this relationship, we find that to leading order, the transformed operator is simply,

$$f_{i\sigma} \simeq c_{i\sigma} + \frac{t}{U} \sum_j g_{ij} X_{ij\sigma} \quad (36)$$

where

$$X_{ij\sigma} = [(n_{j\bar{\sigma}} - n_{i\bar{\sigma}}) c_{j\sigma} - c_{j\bar{\sigma}}^\dagger c_{i\sigma} c_{i\bar{\sigma}} + c_{i\bar{\sigma}}^\dagger c_{i\sigma} c_{j\bar{\sigma}}]. \quad (37)$$

What we would like to know is what do the transformed fermions look like in the lowest energy sector. We accomplish this by computing the projected operator

$$(1 - \tilde{n}_{i\bar{\sigma}}) f_{i\sigma} \simeq (1 - n_{i\bar{\sigma}}) c_{i\sigma} + \frac{t}{U} \sum_j g_{ij} [(1 - n_{i\bar{\sigma}}) X_{ij\sigma} - X_{ij\bar{\sigma}}^\dagger c_{i\bar{\sigma}} c_{i\sigma} - c_{i\bar{\sigma}}^\dagger X_{ij\bar{\sigma}} c_{i\sigma}]. \quad (38)$$

Simplifying, we find that

$$(1 - \tilde{n}_{i\bar{\sigma}}) f_{i\sigma} \simeq (1 - n_{i\bar{\sigma}}) c_{i\sigma} + \frac{t}{U} V_\sigma c_{i\bar{\sigma}}^\dagger b_i + \frac{t}{U} \sum_j g_{ij} [n_{j\bar{\sigma}} c_{j\sigma} + n_{i\bar{\sigma}} (1 - n_{j\bar{\sigma}}) c_{j\sigma} + (1 - n_{j\bar{\sigma}}) (c_{j\sigma}^\dagger c_{i\sigma} - c_{j\sigma} c_{i\sigma}^\dagger) c_{i\bar{\sigma}}]. \quad (39)$$

Here $V_\sigma = -V_{\bar{\sigma}} = 1$ and $b_i = \sum_{j\sigma} V_\sigma f_{i\sigma} f_{j\bar{\sigma}}$ where j is summed over the nearest neighbors of i . As is evident, the projected ‘fictive’ fermions involve the projected bare fermion, $(1 - n_{i\bar{\sigma}}) c_{i\sigma}$, which yields the $2x$ sum rule plus admixture with the doubly occupied sector mediated by the t/U corrections. These t/U terms, which are entirely local and hence cannot be treated at the mean-field level, generate the $> 2x$ or the dynamical part of the spectral weight transfer. This physics (which has been shown to play a significant role even at half-filling(Delannoy *et al.*, 2005)) is absent from projected models such as the standard implementation(Anderson, 2006; Lee *et al.*, 2006) of the $t - J$ model in which double occupancy of bare electrons is prohibited.

Consider now the low-energy Hamiltonian in the bare electron basis. The answer in the transformed basis is well-known(Eskes *et al.*, 1994) and involves the spin-exchange term as well as the three-site hopping term. Our interest is in what this model corresponds to in terms of the bare electron operators which do not preserve double occupancy. To accomplish this, we simply undo the similarity transformation after we have projected the

transformed theory onto the lowest energy sector. Hence, the quantity of interest is $H_{sc} = e^{-S}P_0e^SHe^{-S}P_0e^S$. Since in the transformed basis all such subspaces lie at

$$H_{sc} = e^{-S}P_0e^SHe^{-S}P_0e^S = -t \sum_{\langle i,j \rangle} \xi_{i\sigma}^\dagger \xi_{j\sigma} - \frac{t^2}{U} \sum_i b_i^{(\xi)\dagger} b_i^{(\xi)} - \frac{t^2}{U} \sum_{\langle i,j \rangle, \langle i,k \rangle, \sigma} \left\{ \xi_{k\sigma}^\dagger \left[(1 - n_{i\bar{\sigma}}) \eta_{j\sigma} + \xi_{j\bar{\sigma}}^\dagger \xi_{i\bar{\sigma}} \eta_{i\sigma} + \xi_{i\bar{\sigma}}^\dagger \xi_{i\sigma} \eta_{j\bar{\sigma}} \right] + h.c. \right\} \quad (40)$$

as the low-energy theory in terms of the original electron operators. Here, $\xi_{i\sigma} = c_{i\sigma}(1 - n_{i\bar{\sigma}})$ and $\eta_{i\sigma} = c_{i\sigma}n_{i\bar{\sigma}}$.

VIII. APPENDIX: SPECTRAL FUNCTION AT FINITE DOPING

Our analysis of the half-filled system points to a potential organizing principle of the strong correlations. The dynamics leading to the Mott gap are completely independent of the spin-spin interaction contained in the term $|b|^2$. In fact, this term is strictly irrelevant relative to the terms of the form $\varphi^\dagger b$. This suggests that we can drop the $|b|^2$ term, without losing any relevant physics, as long as we are interested in the charge dynamics in the normal state. The resultant Lagrangian

$$L_{\text{Mott}} = \sum_{i,\sigma} (1 - n_{i,-\sigma}) c_{i,\sigma}^\dagger \dot{c}_{i,\sigma} - t \sum_{i,j,\sigma} g_{ij} \alpha_{ij\sigma} c_{i,\sigma}^\dagger c_{j,\sigma} - \frac{t^2}{U} \sum_{i,j} \varphi_i^\dagger \varphi_j - s \sum_j \varphi_j^\dagger c_{j,\uparrow} c_{j,\downarrow} + \frac{t^2}{U} \sum_{i,j} \varphi_i^\dagger b_j + h.c. , \quad (41)$$

$$G(k, \omega) = \frac{1}{Z} \int [D\varphi^*][D\varphi] FT \left(\int [Dc_i^*][Dc_i] c_i(t) c_j^*(0) \exp^{-\int L_{\text{Mott}}[c,\varphi] dt} \right). \quad (42)$$

To see what purely fermionic model underlies the neglect of the spin-spin term in Eq. (24), we integrate over φ_i in the partition function. The full details of how to carry out such an integration are detailed elsewhere (Choy *et al.*, 2008b). The resultant Hamiltonian is not the Hubbard model but rather,

$$H' = H_{\text{Hubb}} - \frac{t^2}{U} \sum_i b_i^\dagger b_i, \quad (43)$$

least U above the $m = 0$ sector, it is sufficient to focus on $P_0e^SHe^{-S}P_0$. To express $P_0e^SHe^{-S}P_0$ in the bare electron operators, we substitute Eq. (39) into the first of Eqs. (14) of Eskes, *et al.* (Eskes *et al.*, 1994) to obtain

is quite simple in this case. In obtaining Eq. (41), we retained only the leading term in the t/U expansion for the fermionic matrix \mathcal{M} and of course dropped the $|b|^2$ term from Eq. (24). We refer to this Lagrangian as L_{Mott} as it contains solely the charge dynamics. While the predominant view (Anderson, 2006; Lee *et al.*, 2006) is that the spin-spin interaction dictates the physics in the Mott state, simple power counting in the exact low-energy theory reveals otherwise. Our analysis of the spectral function of a doped Mott insulator is based entirely on Eq. (41).

We first assume that φ has no bare dynamics and is spatially homogeneous. The justification for this assumption is simple: 1) there are no gradient terms in the Lagrangian for the charge $2e$ boson and 2) its primary role is to mix the sectors which differ in the number of doubly occupied sites. To proceed, we will organize the calculation of $G(k, \omega)$ by first integrating out the fermions (holding φ fixed)

a $t - J - U$ model in which the spin-exchange interaction is not a free parameter but fixed to $J = -t^2/U$. That the $t - J - U$ model with $J = -t^2/U$ is equivalent to a tractable IR model, namely Eq. (41) without the spin-spin term, is an unexpected simplification. As Mott physics still pervades the $t - J - U$ model in the vicinity of half-filling, our analysis should reveal the non-trivial charge dynamics of this model. The effective Lagrangian can be diagonalized and written as

$$L = \sum_{k\sigma} \gamma_{k\sigma}^* \dot{\gamma}_{k\sigma} + \sum_k (E_0 + E_k - \lambda_k) + \sum_{k\sigma} \lambda_k \gamma_{k\sigma}^* \gamma_{k\sigma}, \quad (44)$$

in terms of a set of Bogoliubov quasiparticles,

$$\gamma_{k\uparrow}^* = +\cos\theta_k c_{k\uparrow}^* + \sin\theta_k c_{-k\downarrow} \quad (45)$$

$$\gamma_{k\downarrow} = -\sin\theta_k c_{k\uparrow}^* + \cos\theta_k c_{-k\downarrow} \quad (46)$$

which define the propagating degrees of freedom in a hole-

doped Mott insulator, where $\cos^2\theta_k = \frac{1}{2}(1 + \frac{E_k}{\lambda_k})$. Here, $\alpha_k = 2(\cos k_x + \cos k_y)$, $E_0 = -(2\mu + \frac{2}{U})$, $E_k = -g_t t \alpha_k - \mu$, $\lambda_k = \sqrt{E_k^2 + \Delta_k^2}$, $\Delta_k = s\varphi^*(1 - \frac{2t}{U}\alpha_k)$, and $g_t = \frac{2\delta}{1+\delta}$ when $\delta = 1 - n \rightarrow 1 - Q + 2\varphi^*\varphi$ is a renormalized factor which originates from the correlated hopping term $(1 - n_{i\bar{\sigma}})c_{i\sigma}^\dagger c_{j\sigma}(1 - n_{j\bar{\sigma}})$. Starting from Eq. (44), we integrate over the fermions in Eq. (42) to obtain,

$$G(k, \omega) = \frac{1}{Z} \int [D\varphi^*][D\varphi] G(k, \omega, \varphi) \exp^{-\sum_k (E_0 + E_k - \lambda_k - \frac{2}{\beta} \ln(1 + \exp^{-\beta\lambda_k}))} \quad (47)$$

where

$$G(k, \omega, \varphi) = \frac{\sin^2\theta_k[\varphi]}{\omega + \lambda_k[\varphi]} + \frac{\cos^2\theta_k[\varphi]}{\omega - \lambda_k[\varphi]} \quad (48)$$

is the exact Green function corresponding to the Lagrangian, Eq. (44). The two-pole structure of $G(k, \omega, \varphi)$ will figure prominently in the structure of the electron spectral function. To calculate $G(k, \omega)$, we numerically evaluated the remaining φ integral in Eq. (47). Since Eq. (47) is averaged over all values of φ , we have circumvented the problem inherent in mean-field or saddle-point analyzes. Physically, Eq. (47) serves to mix (through the integration over φ) all subspaces with varying number of double occupancies into the low-energy theory. Hence, it should retain the full physics inherent in the bosonic degree of freedom.

REFERENCES

- Abbamonte, P., A. Rusydi, S. Smadici, G. D. Gu, G. A. Sawatzky, and D. L. Feng, 2005, *Nat Phys* **1**(3), 155.
- Affleck, I., Z. Zou, T. Hsu, and P. W. Anderson, 1988, *Phys. Rev. B* **38**(1), 745.
- Alloul, H., T. Ohno, and P. Mendels, 1989, *Phys. Rev. Lett.* **63**(16), 1700.
- Anderson, P. W., 1987, *Science* **235**(4793), 1196.
- Anderson, P. W., 1997, *Advances in Physics* **46**, 37.
- Anderson, P. W., 2006, *Nat Phys* **2**(9), 626.
- Ando, Y., S. Komiya, K. Segawa, S. Ono, and Y. Kurita, 2004a, *Phys. Rev. Lett.* **93**(26), 267001.
- Ando, Y., Y. Kurita, S. Komiya, S. Ono, and K. Segawa, 2004b, *Physical Review Letters* **92**(19).
- Arcangeletti, E., L. Baldassarre, D. Di Castro, S. Lupi, L. Malavasi, C. Marini, A. Perucchi, and P. Postorino, 2007, *Phys. Rev. Lett.* **98**(19), 196406.
- Baldassarre, L., A. Perucchi, D. Nicoletti, A. Toschi, G. Sangiovanni, K. Held, M. Capone, M. Ortolani, L. Malavasi, M. Marsi, P. Metcalf, P. Postorino, *et al.*, 2008, *Phys. Rev. B* **77**(11), 113107.
- Bao, W., C. Broholm, G. Aeppli, P. Dai, J. M. Honig, and P. Metcalf, 1997, *Phys. Rev. Lett.* **78**(3), 507.
- Bardeen, J., L. N. Cooper, and J. R. Schrieffer, 1957, *Phys. Rev.* **108**(5), 1175.
- Bares, P. A., and G. Blatter, 1990, *Phys. Rev. Lett.* **64**(21), 2567.
- Barzykin, V., and D. Pines, 2006, *Physical Review Letters* **96**(24), 247002.
- Benfatto, G., and G. Gallavotti, 1990, *Journal of Statistical Physics* **959**, 541.
- Biermann, S., A. Poteryaev, A. I. Lichtenstein, and A. Georges, 2005, *Phys. Rev. Lett.* **94**(2), 026404.
- Bohm, D., and D. Pines, 1953, *Phys. Rev.* **92**(3), 609.
- Brinkman, W. F., and T. M. Rice, 1970, *Phys. Rev. B* **2**(10), 4302.
- Castellani, C., C. D. Castro, D. Feinberg, and J. Ranninger, 1979, *Phys. Rev. Lett.* **43**(26), 1957.
- Castellani, C., G. Kotliar, R. Raimondi, M. Grilli, Z. Wang, and M. Rozenberg, 1992, *Physical Review Letters* **69**(13).
- Castellani, C., C. R. Natoli, and J. Ranninger, 1978, *Phys. Rev. B* **18**(9), 4945.
- Chakraborty, S., D. Galanakis, and P. Phillips, 2008, *Physical Review B (Condensed Matter and Materials Physics)* **78**(21), 212504.
- Chakraborty, S., S. Hong, and P. Phillips, 2009, *arXiv:0909.2854*.
- Chakraborty, S., and P. Phillips, 2009, *Physical Review B (Condensed Matter and Materials Physics)* **80**(13), 132505 (pages 4).
- Chakravarty, S., R. B. Laughlin, D. K. Morr, and C. Nayak, 2001, *Phys. Rev. B* **63**(9), 094503.
- Chen, C. T., F. Sette, Y. Ma, M. S. Hybertsen, E. B. Stechel, W. M. C. Foulkes, M. Schuler, S.-W. Cheong, A. S. Cooper, L. W. Rupp, B. Batlogg, Y. L. Soo, *et al.*, 1991, *Phys. Rev. Lett.* **66**(1), 104.
- Choy, T.-P., R. G. Leigh, and P. Phillips, 2008a, *Physical Review B (Condensed Matter and Materials Physics)* **77**(10), 104524.
- Choy, T.-P., R. G. Leigh, P. Phillips, and P. D. Powell, 2008b, *Physical Review B (Condensed Matter and Materials Physics)* **77**(1), 014512.
- Choy, T.-P., and P. Phillips, 2005, *Phys. Rev. Lett.* **95**(19), 196405.
- Comanac, A., L. de' Medici, M. Capone, and A. J. Millis, 2008, *Nat Phys* **4**(4), 287.
- Cooper, S. L., D. Reznik, A. Kotz, M. A. Karlow, R. Liu, M. V. Klein, W. C. Lee, J. Giapintzakis, D. M. Ginsberg, B. W. Veal, and A. P. Paulikas, 1993, *Phys. Rev. B* **47**(13), 8233.
- Cooper, S. L., G. A. Thomas, J. Orenstein, D. H. Rapkine, A. J. Millis, S.-W. Cheong, A. S. Cooper, and Z. Fisk, 1990,

- Physical Review B **41**(16).
- Dagotto, E., E. Fradkin, and A. Moreo, 1988, Phys. Rev. B **38**(4), 2926.
- Delannoy, J.-Y. P., M. J. P. Gingras, P. C. W. Holdsworth, and A.-M. S. Tremblay, 2005, Phys. Rev. B **72**(11), 115114.
- Doiron-Leyraud, N., C. Proust, D. LeBoeuf, J. Levallois, J.-B. Bonnemaïson, R. Liang, D. A. Bonn, W. N. Hardy, and L. Taillefer, 2007, Nature **447**(7144), 565.
- Dzyaloshinskii, I., 2003, Phys. Rev. B **68**(8), 085113.
- Eskes, H., A. M. Oleś, M. B. J. Meinders, and W. Stephan, 1994, Phys. Rev. B **50**(24), 17980.
- Essler, F. H. L., and A. M. Tsvelik, 2002, Phys. Rev. B **65**(11), 115117.
- Ezhov, S. Y., V. I. Anisimov, D. I. Khomskii, and G. A. Sawatzky, 1999, Phys. Rev. Lett. **83**(20), 4136.
- Fauque, B., Y. Sidis, V. Hinkov, S. Pailhes, C. T. Lin, X. Chaud, and P. Bourges, 2006, Physical Review Letters **96**(19), 197001.
- Frahm, H., and V. E. Korepin, 1990, Phys. Rev. B **42**(16), 10553.
- Franz, M., and Z. Tešanović, 2001, Phys. Rev. Lett. **87**(25), 257003.
- Georges, A., G. Kotliar, W. Krauth, and M. J. Rozenberg, 1996, Rev. Mod. Phys. **68**(1), 13.
- Gogolin, A. O., A. A. Nersyan, and A. M. Tsvelik, 1998, *Bosonization and Strongly Correlated Systems* (Cambridge).
- Goodenough, J., 1971, J. Solid State Chem. **3**, 490.
- Gor'kov, L. P., and G. B. Teitelbaum, 2006, Physical Review Letters **97**(24), 247003.
- Graf, J., G. H. Gweon, K. McElroy, S. Y. Zhou, C. Jozwiak, E. Rotenberg, A. Bill, T. Sasagawa, H. Eisaki, S. Uchida, H. Takagi, D. H. Lee, *et al.*, 2007, Physical Review Letters **98**(6), 067004.
- Gros, C., 1989, Annals of Physics **189**(1), 53 , ISSN 0003-4916.
- Harris, A. B., and R. V. Lange, 1967, Phys. Rev. **157**(2), 295.
- Haule, K., and G. Kotliar, 2007, EPL (Europhysics Letters) **77**(2), 27007 (5pp).
- Haverkort, M. W., Z. Hu, A. Tanaka, W. Reichelt, S. V. Streltsov, M. A. Korotin, V. I. Anisimov, H. H. Hsieh, H.-J. Lin, C. T. Chen, D. I. Khomskii, and L. H. Tjeng, 2005, Phys. Rev. Lett. **95**(19), 196404.
- Hertz, J. A., 1976, Phys. Rev. B **14**(3), 1165.
- Hubbard, J., 1963, Proceedings of the Royal Society of London. Series A. Mathematical and Physical Sciences **276**(1365), 238.
- Hwang, J., T. Timusk, and G. D. Gu, 2007, Journal of Physics: Condensed Matter **19**(12), 125208 (32pp).
- Hybertsen, M. S., E. B. Stechel, W. M. C. Foulkes, and M. Schlüter, 1992, Physical Review B **45**(17).
- Inosov, D. S., R. Schuster, A. A. Kordyuk, J. Fink, S. V. Borisenko, V. B. Zabolotnyy, D. V. Evtushinsky, M. Knupfer, B. Buchner, R. Follath, and H. Berger, 2008, Physical Review B (Condensed Matter and Materials Physics) **77**(21), 212504.
- Kaminski, A., S. Rosenkranz, H. M. Fretwell, J. C. Cam-puzano, Z. Li, H. Raffy, W. G. Cullen, H. You, C. G. Olson, C. M. Varma, and H. Hochst, 2002, Nature **416**(6881), 610.
- Kaplan, T. A., P. Horsch, and P. Fulde, 1982, Phys. Rev. Lett. **49**(12), 889.
- Kawakami, N., and S.-K. Yang, 1990a, Phys. Rev. Lett. **65**(18), 2309.
- Kawakami, N., and S.-K. Yang, 1990b, Physics Letters A **148**(6-7), 359.
- Kivelson, S. A., E. Fradkin, and V. J. Emery, 1998, Nature **393**(6685), 550.
- Koethe, T. C., Z. Hu, M. W. Haverkort, C. S. Ler Langeheine, F. Venturini, N. B. Brookes, O. Tjernberg, W. Reichelt, H. H. Hsieh, H.-J. Lin, C. T. Chen, and L. H. Tjeng, 2006, Physical Review Letters **97**(11), 116402 (pages 4).
- Kohn, W., 1964, Physical Review **133**(1A).
- Kohn, W., and J. M. Luttinger, 1965, Phys. Rev. Lett. **15**(12), 524.
- Konstantinovic, Z., Z. Z. Li, and H. Raffy, 2001, Physica C: Superconductivity **351**(2), 163 , ISSN 0921-4534.
- Kotliar, G., and A. E. Ruckenstein, 1986, Phys. Rev. Lett. **57**(11), 1362.
- Landau, L. D., 1956, Sov. Phys. JETP **3**, 920.
- Lanzara, A., P. V. Bogdanov, X. J. Zhou, S. A. Kellar, D. L. Feng, E. D. Lu, T. Yoshida, H. Eisaki, A. Fujimori, K. Kishio, J. I. Shimoyama, T. Noda, *et al.*, 2001, Nature **412**(6846), 510.
- Laughlin, R., 2005, *A Different Universe* (Perseus).
- Laughlin, R. B., 1998, Advances in Physics **47**(6), 943 .
- LeBoeuf, D., N. Doiron-Leyraud, J. Levallois, R. Daou, J. B. Bonnemaïson, N. E. Hussey, L. Balicas, B. J. Ramshaw, R. Liang, D. A. Bonn, W. N. Hardy, S. Adachi, *et al.*, 2007, Nature **450**(7169), 533.
- Lee, P. A., N. Nagaosa, and X.-G. Wen, 2006, Reviews of Modern Physics **78**(1), 17.
- Lee, Y. S., K. Segawa, Z. Q. Li, W. J. Padilla, M. Dumm, S. V. Dordevic, C. C. Homes, Y. Ando, and D. N. Basov, 2005, Physical Review B (Condensed Matter and Materials Physics) **72**(5), 054529.
- Leigh, R. G., and P. Phillips, 2008, arXiv:0812.0593 .
- Leigh, R. G., P. Phillips, and T.-P. Choy, 2007, Physical Review Letters **99**(4), 046404.
- Leung, P. W., Z. Liu, E. Manousakis, M. A. Novotny, and P. E. Oppenheimer, 1992, Phys. Rev. B **46**(18), 11779.
- MacDonald, A. H., S. M. Girvin, and D. Yoshioka, 1988, Phys. Rev. B **37**(16), 9753.
- Machida, K., 1989, Physica C: Superconductivity **158**(1-2), 192 , ISSN 0921-4534.
- Macridin, A., M. Jarrell, T. Maier, and D. J. Scalapino, 2007, Physical Review Letters **99**(23), 237001.
- Maier, T. A., D. Poilblanc, and D. J. Scalapino, 2008, Physical Review Letters **100**(23), 237001.
- Marel, D. v. d., H. J. A. Molegraaf, J. Zaanen, Z. Nussinov, F. Carbone, A. Damascelli, H. Eisaki, M. Greven, P. H. Kes, and M. Li, 2003, Nature **425**(6955), 271.
- Meinders, M. B. J., H. Eskes, and G. A. Sawatzky, 1993, Phys. Rev. B **48**(6), 3916.
- Mishchenko, A. S., N. Nagaosa, Z. X. Shen, G. De Filippis, V. Cataudella, T. P. Devereaux, C. Bernhard, K. W. Kim, and J. Zaanen, 2008, Physical Review Letters **100**(16), 166401.
- Molegraaf, H. J. A., C. Presura, D. van der Marel, P. H. Kes, and M. Li, 2002, Science **295**(5563), 2239.
- Möller, G., A. E. Ruckenstein, and S. Schmitt-Rink, 1992, Phys. Rev. B **46**(12), 7427.
- Moore, S. W., J. M. Graybeal, D. B. Tanner, J. Sarrao, and Z. Fisk, 2002, Phys. Rev. B **66**(6), 060509.
- Mott, N. F., 1949, Proceedings of the Physical Society. Section A **62**(7), 416.
- Nishikawa, T., J. Takeda, and M. Sato, 1994, Journal of the Physical Society of Japan **63**(4), 1441.

- Norman, M. R., H. Ding, M. Randeria, J. C. Campuzano, T. Yokoya, T. Takeuchi, T. Takahashi, T. Mochiku, K. Kadowaki, P. Guptasarma, and D. G. Hinks, 1998, *Nature* **392**(6672), 157.
- Ono, S., S. Komiya, and Y. Ando, 2007, *Physical Review B (Condensed Matter and Materials Physics)* **75**(2), 024515.
- Ortolani, M., P. Calvani, and S. Lupi, 2005a, *Phys. Rev. Lett.* **94**(6), 067002.
- Ortolani, M., P. Calvani, and S. Lupi, 2005b, *Phys. Rev. Lett.* **94**(6), 067002.
- Padilla, W. J., Y. S. Lee, M. Dumm, G. Blumberg, S. Ono, K. Segawa, S. Komiya, Y. Ando, and D. N. Basov, 2005, *Physical Review B* **72**(6).
- Paquet, D., and P. Leroux-Hugon, 1980, *Phys. Rev. B* **22**(11), 5284.
- Park, H., K. Haule, and G. Kotliar, 2008, *Physical Review Letters* **101**(18), 186403.
- Pasupathy, A. N., A. Pushp, K. K. Gomes, C. V. Parker, J. Wen, Z. Xu, G. Gu, S. Ono, Y. Ando, and A. Yazdani, 2008, *Science* **320**(5873), 196.
- Peets, D. C., D. G. Hawthorn, K. M. Shen, Y.-J. Kim, D. S. Ellis, H. Zhang, S. Komiya, Y. Ando, G. A. Sawatzky, R. Liang, D. A. Bonn, and W. N. Hardy, 2009, *Physical Review Letters* **103**(8), 087402.
- Phillips, P., 2006, *Annals of Physics* **321**(7), 1634, ISSN 0003-4916, July 2006 Special Issue.
- Phillips, P., and C. Chamon, 2005, *Phys. Rev. Lett.* **95**(10), 107002.
- Phillips, P., T.-P. Choy, and R. G. Leigh, 2009, *Reports on Progress in Physics* **72**(3), 036501 (24pp).
- Polchinski, J., 1992.
- Pouget, J. P., H. Launois, J. P. D'Haenens, P. Merenda, and T. M. Rice, 1975, *Phys. Rev. Lett.* **35**(13), 873.
- Qazilbash, M. M., A. A. Schafgans, K. S. Burch, S. J. Yun, B. G. Chae, B. J. Kim, H. T. Kim, and D. N. Basov, 2008, *Physical Review B (Condensed Matter and Materials Physics)* **77**(11), 115121 (pages 10).
- Ramond, P., 1971, *Phys. Rev. D* **3**(10), 2415.
- Randeria, M., N. Trivedi, A. Moreo, and R. T. Scalettar, 1992, *Phys. Rev. Lett.* **69**(13), 2001.
- Ranninger, J., J. M. Robin, and M. Eschrig, 1995, *Phys. Rev. Lett.* **74**(20), 4027.
- Rice, T. M., H. Launois, and J. P. Pouget, 1994, *Phys. Rev. Lett.* **73**(22), 3042.
- Rosch, A., 2007, *The European Physical Journal B* **59**(4), 495.
- Rübhausen, M., A. Gozar, M. V. Klein, P. Guptasarma, and D. G. Hinks, 2001, *Phys. Rev. B* **63**(22), 224514.
- Santander-Syro, A. F., R. P. S. M. Lobo, N. Bontemps, Z. Konstantinovic, Z. Z. Li, and H. Raffy, 2003, *EPL (Europhysics Letters)* **62**(4), 568.
- Shankar, R., 1994, *Rev. Mod. Phys.* **66**(1), 129.
- Simon, M. E., and C. M. Varma, 2002, *Phys. Rev. Lett.* **89**(24), 247003.
- Stanescu, T. D., P. Phillips, and T.-P. Choy, 2007, *Physical Review B (Condensed Matter and Materials Physics)* **75**(10), 104503 (pages 9).
- Thomas, G. A., D. H. Rapkine, S. A. Carter, A. J. Millis, T. F. Rosenbaum, P. Metcalf, and J. M. Honig, 1994, *Phys. Rev. Lett.* **73**(11), 1529.
- Timusk, T., and B. Statt, 1999, *Reports on Progress in Physics* **62**(1), 61.
- Tinkham, M., 2004, *Introduction to Superconductivity* (Dover), 2 edition.
- Toschi, A., M. Capone, M. Ortolani, P. Calvani, S. Lupi, and C. Castellani, 2005, *Phys. Rev. Lett.* **95**(9), 097002.
- Tranquada, J. M., H. Woo, T. G. Perring, H. Goka, G. D. Gu, G. Xu, M. Fujita, and K. Yamada, 2004, *Nature* **429**(6991), 534.
- Uchida, S., T. Ido, H. Takagi, T. Arima, Y. Tokura, and S. Tajima, 1991, *Phys. Rev. B* **43**(10), 7942.
- Wentzcovitch, R. M., W. W. Schulz, and P. B. Allen, 1994, *Phys. Rev. Lett.* **72**(21), 3389.
- Wilson, K. G., 1971, *Phys. Rev. B* **4**(9), 3174.
- Xia, J., E. Schemm, G. Deutscher, S. A. Kivelson, D. A. Bonn, W. N. Hardy, R. Liang, W. Siemons, G. Koster, M. M. Fejer, and A. Kapitulnik, 2008, *Physical Review Letters* **100**(12), 127002 (pages 4).
- Xu, Z. A., N. P. Ong, Y. Wang, T. Kakeshita, and S. Uchida, 2000, *Nature* **406**(486-488).
- Yokoyama, H., M. Ogata, and Y. Tanaka, 2006, *Journal of the Physical Society of Japan* **75**(11), 114706.
- Zaanen, J., and O. Gunnarsson, 1989, *Phys. Rev. B* **40**(10), 7391.
- Zemljic, M. M., P. Prelovsek, and T. Tohyama, 2008, *Physical Review Letters* **100**(3), 036402.
- Zylbersztejn, A., and N. F. Mott, 1975, *Phys. Rev. B* **11**(11), 4383.