

Sliding rope paradox

Z. K. Silagadze

Budker Institute of Nuclear Physics and
Novosibirsk State University, 630 090, Novosibirsk, Russia

Abstract

A simple mechanical problem is considered which we believe will help students to familiarize some concepts of mechanics of variable mass systems. Meanwhile they can even learn some thrilling physics of bungee jumping.

1 Introduction

Sliding ropes and falling chains are often used in introductory mechanics course as examples of variable mass systems [1, 2, 3]. The problems at first seem deceptively simple but at closer inspection they aren't such. An interesting history of falling chain problem [4, 5] reveals a considerable amount of both insight and confusion which often pervades such kind of problems. Conceptual difficulties of variable mass systems even was considered [6] as an argument against their inclusion at all in any introductory mechanics course. However, variable mass systems play such an important role in modern day technology that it is justified even beginning students to be exposed to main principles of the mechanics of the systems of variable composition. We agree with [7] that the best way to make the subject more palatable for beginning students is to introduce it through a problem that allows complete enough treatment even without any reference to the variable mass systems and then, after the correct answers are already guessed, illustrate how the main principles of the variable mass systems can illuminate the problem.

In this note we reconsider an old problem [8] which, in our opinion, is ideally suited for goals to introduce the concept of momentum flux and illustrate its use for systems of variable composition.

2 Sliding rope paradox: what is the correct weight of the rope?

A folded heavy rope of mass m and length $2L$ is suspended on a little frictionless peg so that its right arm is a bit longer. The rope is released and begins to slide down under the action of gravity. What is the weight of the sliding rope as felt by the peg?

Let the length of the right arm of the rope is z at some moment of time. When the z -component of the rope's momentum will be

$$p_z = \frac{m}{2L} z \dot{z} - \frac{m}{2L} (2L - z) \dot{z} = \frac{m}{L} (z - L) \dot{z}, \quad (1)$$

where we have assumed that the z -axis is directed downward, see figure 1.

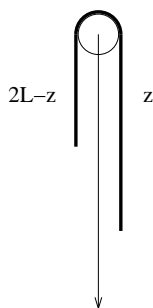


Figure 1: Folded heavy rope sliding on a peg.

We should have

$$\frac{dp_z}{dt} = mg - F, \quad (2)$$

where F equals just the weight of the sliding rope as felt by the supporting peg. From (1) and (2) we get

$$F = mg - \frac{m}{L} [\dot{z}^2 + (z - L) \ddot{z}]. \quad (3)$$

Note that this last equation also follows from

$$m\ddot{z}_c = mg - F,$$

where

$$z_c = \frac{1}{m} \left[\frac{m}{2L} z \frac{z}{2} + \frac{m}{2L} (2L - z) \frac{(2L - z)}{2} \right] = \frac{1}{4L} [z^2 + (2L - z)^2]$$

is the center of mass coordinate of the rope. This is not surprising because for the rope, as a whole, the mass is not changed and therefore both forms of Newton's equations,

$$\frac{d\vec{p}}{dt} = \vec{f} \quad (4)$$

and

$$m\vec{a} = \vec{f}, \quad (5)$$

are equivalent.

The velocity of the rope, \dot{z} , can be found from energy conservation

$$m\frac{\dot{z}^2}{2} - mgz_c = -mgz_c|_{z=L},$$

which gives

$$\dot{z}^2 = \frac{g}{2L} [z^2 + (2L - z)^2 - 2L^2] = \frac{g}{L}(z - L)^2. \quad (6)$$

Differentiating (6), we can find the acceleration \ddot{z} of the rope

$$\ddot{z} = \frac{g}{L}(z - L). \quad (7)$$

Substituting (6) and (7) into (3), we get easily

$$F = mg \left[1 - 2 \frac{(z - L)^2}{L^2} \right]. \quad (8)$$

So far so good. However, we can think naively that

$$F = 2T, \quad (9)$$

where T is the tension of the rope near the peg. So (9) opens a second easy way to find the sliding rope's weight. Namely, the equations of motion for the right and left parts of the rope are respectively

$$\frac{m}{2L}z\ddot{z} = \frac{m}{2L}zg - T \quad (10)$$

and

$$-\frac{m}{2L}(2L - z)\ddot{z} = \frac{m}{2L}(2L - z)g - T. \quad (11)$$

If (11) is subtracted from (10), we just get (7) for the rope's acceleration. The tension T can be found from (10), for example,

$$T = \frac{mg}{2} \frac{z}{L} \left(2 - \frac{z}{L}\right) = \frac{mg}{2} \left[1 - \frac{(z-L)^2}{L^2}\right]. \quad (12)$$

And here a big surprise is waiting for us: clearly (8), (9) and (12) are not compatible! So what is the correct weight of the rope?

3 Resolution of the paradox

A first thought is that somehow (8) is incorrect, because it predicts that the weight of the sliding rope vanishes at

$$z = L + \frac{L}{\sqrt{2}}, \quad (13)$$

and beyond that even becomes negative!

However, the truth is that both (8) and (12) are correct, as the logic leading to them was rock-solid. Only (9) is at error. To understand why, let us trace the fate of the small piece of the rope that disappears from the left arm just to join the right arm after an instant. The “instant”, however, has a finite duration $\Delta t = \pi R/\dot{z}$ if the peg's radius is R so that the length of the fold of the rope is πR . During Δt , a piece of the length πR disappears from the left arm of the rope and an equivalent piece of the same length joins the right arm. However, the piece that disappeared from the left arm had upward velocity $-\dot{z}$, while the velocity \dot{z} of the part that joins the right arm points downward. Therefore, a small mass $\Delta m = \frac{m}{2L}\pi R$, which was transferred from one sub-rope to the other, experiences an effective downward acceleration

$$a_z = \frac{\dot{z} - (-\dot{z})}{\Delta t} = \frac{2\dot{z}}{\pi R}.$$

When the radius R of the peg goes to zero, a_z increases without bound. However, Δm goes to zero as well, so that $\Delta m a_z$ remains finite:

$$\Delta m a_z = \frac{m}{L} \dot{z}^2.$$

Therefore, from $\Delta m a_z = 2T - F$ we get

$$F = 2T - \frac{m}{L} \dot{z}^2 = 2T - mg \frac{(z-L)^2}{L^2}, \quad (14)$$

which is just the relation between (8) and (12).

To treat the problem more systematically, this is a good point to introduce variable mass systems and indicate that the root of our confusion, which led to (9), can be traced to the fact that for variable mass systems neither (4) nor (5) are, in general, valid equations of motion. Instead, the right starting point for variable mass systems is [6]

$$\frac{d\vec{p}}{dt} = \vec{f} + \vec{\Pi}, \quad (15)$$

where $\vec{\Pi}$ is the momentum flux into the system - how much momentum is brought into the system by new parts in unite time. The logic of (15) is simple: the momentum of the system of variable composition changes not only because of the action of the resultant external force \vec{f} , but also because new parts of the system can bring some momentum into the system.

Left and right arms of the rope can be considered as variable mass systems. In unite time, new parts bring the momentum

$$\Pi = \frac{m}{2L} \dot{z}^2 \quad (16)$$

into the right arm. Parts that disappear from the left arm have negative momentum. Therefore the z -component of the momentum flux into the left arm is also positive: as a result of disappearance of those parts from the left arm z -component of its momentum increases (becomes less negative). Then (15) indicates that the equations of motion for the right and left parts of the rope are respectively

$$\frac{d}{dt} \left(\frac{m}{2L} z \dot{z} \right) = \frac{m}{2L} z g - T + \Pi \quad (17)$$

and

$$\frac{d}{dt} \left(-\frac{m}{2L} (2L - z) \dot{z} \right) = \frac{m}{2L} (2L - z) g - T + \Pi. \quad (18)$$

Because of (16), the equations (17) and (18) are equivalent to our old equations (10) and (11). However, if we add (17) and (18), we get

$$\frac{d}{dt} \left(\frac{m}{L} (z - L) \dot{z} \right) = mg - 2T + 2\Pi,$$

and comparing with (2), we see that

$$F = 2T - 2\Pi,$$

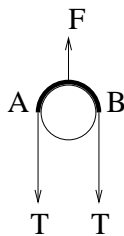


Figure 2: Fold of the rope and forces acting on it.

which is just the equation (14).

At last, let us consider the equation of motion for the fold AB of the rope (figure 2). Its center of mass remains at rest. Therefore $\frac{dp_z}{dt} = 0$ for the fold. The mass $\Delta m = \frac{m}{2L}\pi R$ of the fold remains also unchanged. However we have non-zero momentum flux into the fold. The pieces of the rope which join the fold in unite time bring the negative momentum $-\Pi$ with them, while the parts that disappear from the fold in unite time have in total the positive momentum Π . Therefore the total momentum flux into the fold is negative and equals to -2Π . Hence the equation of motion of the fold is

$$0 = \frac{dp_z}{dt} = \Delta m g + 2T + \Delta T - F - 2\Pi,$$

which gives again the equation (14) in the limit $R \rightarrow 0$ (in fact, rope tensions differ slightly at the left and right ends of the bend - hence the term ΔT in the above equation. However $\Delta T \rightarrow 0$ when $R \rightarrow 0$. For finite R , the calculation of ΔT is described in [8]).

Let us emphasize that (15) is the correct equation of motion for systems of *variable composition*, the variable mass systems being just a particular case of such systems. Our last example above, the equation of motion of the rope's fold, shows clearly that the momentum flux may matter even in the case of constant mass systems, if their composition varies over time.

4 What about negative weight?

As was already mentioned, (8) indicates that the weight of the sliding rope vanishes when the coordinate z of the rope's right end becomes

$$z = L + \frac{L}{\sqrt{2}}.$$

At that instant the velocity of the rope that follows from (6) is

$$v = \sqrt{\frac{gL}{2}}. \quad (19)$$

What happens next actually depends on the arrangement how the rope is fixed on the peg [9]. If it goes through a frictionless channel in the peg, like a small duct, the negative weight which follows from (8) will become a reality. However, if the rope is not fixed in this manner on the peg, so that the arrangement is more like a pulley than a duct, the rope will start to whiplash after its velocity reaches (19).

Assuming an ideal perfectly flexible rope, the motion will remain effectively one-dimensional nevertheless and can be analytically described [8]. Moreover, this can be performed without using variable mass systems, after the rope's tension at the bend and the speeds of the ends of the rope are related by an educative guess [8]. The concept of momentum flux, however, allows to explain this relation for the tension more naturally.

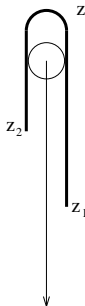


Figure 3: The rope after it leaves the peg.

Figure 3 shows the rope after the bend in the rope begins to move away from the peg. The coordinates of the right and left ends of the rope are z_1 and z_2 respectively, while the coordinate of the (infinitesimally small) bend itself is z (note that $z < 0$). As the rope is inextensible, we should have

$$z_1 + z_2 - 2z = 2L \quad (20)$$

and, therefore, the bend moves with velocity

$$\dot{z} = \frac{1}{2}(\dot{z}_1 + \dot{z}_2). \quad (21)$$

In the non-inertial frame S , where the bend is at rest, the right arm of the rope moves downward with velocity

$$v_1 = \dot{z}_1 - \dot{z} = \frac{1}{2}(\dot{z}_1 - \dot{z}_2), \quad (22)$$

while the left arm moves upward with velocity

$$v_2 = \dot{z}_2 - \dot{z} = \frac{1}{2}(\dot{z}_2 - \dot{z}_1) = -v_1.$$

Therefore the situation in this system is analogous to the one considered in the previous section and hence we have momentum flux -2Π into the fold, where now

$$\Pi = \frac{m}{2L} v_1^2 = \frac{m}{2L} \frac{1}{4} (\dot{z}_1 - \dot{z}_2)^2. \quad (23)$$

In the limit $R \rightarrow 0$, the equation of motion of the fold becomes (note that the inertial force $-\Delta m \ddot{z}$ also goes to zero in this limit, along with $\frac{dp_z}{dt}$, $\Delta m g$ and ΔT)

$$0 = 2T - 2\Pi,$$

which indicates that

$$T = \Pi = \frac{m}{2L} \frac{1}{4} (\dot{z}_1 - \dot{z}_2)^2. \quad (24)$$

In the system S , equations of motion for the right and left arms of the rope take the form

$$\frac{d}{dt} \left[\frac{m}{2L} (z_1 - z) (\dot{z}_1 - \dot{z}) \right] = \frac{m}{2L} (z_1 - z) g - T + \Pi - \frac{m}{2L} (z_1 - z) \ddot{z} \quad (25)$$

and

$$\frac{d}{dt} \left[\frac{m}{2L} (z_2 - z) (\dot{z}_2 - \dot{z}) \right] = \frac{m}{2L} (z_2 - z) g - T + \Pi - \frac{m}{2L} (z_2 - z) \ddot{z}. \quad (26)$$

The last terms in (25) and (26) represent inertial forces. Because of (23), these equations are equivalent to simpler equations

$$\frac{m}{2L} (z_1 - z) \ddot{z}_1 = \frac{m}{2L} (z_1 - z) g - T \quad (27)$$

and

$$\frac{m}{2L} (z_2 - z) \ddot{z}_2 = \frac{m}{2L} (z_2 - z) g - T. \quad (28)$$

After this point, the solution is essentially given in [8] and goes as follows. Let us introduce the relative coordinate

$$z_m = z_1 - z_2, \quad (29)$$

and note that the center-of-mass position is given by

$$z_c = \frac{1}{m} \left[\frac{m}{2L} (z_1 - z) \frac{z_1 + z}{2} + \frac{m}{2L} (z_2 - z) \frac{z_2 + z}{2} \right] = \frac{z_1 + z_2}{2} + \frac{z_m^2}{8L} - \frac{L}{2}, \quad (30)$$

where we have used $z = (z_1 + z_2)/2 - L$ from (20). Equations (29) and (30) enable to express z_1 and z_2 through z_m and z_c :

$$z_1 = z_c + \frac{L}{2} + \frac{z_m}{2} - \frac{z_m^2}{8L}, \quad z_2 = z_c + \frac{L}{2} - \frac{z_m}{2} - \frac{z_m^2}{8L}. \quad (31)$$

After the rope leaves the peg, the center of mass experiences a free fall with acceleration g . At the moment the whiplash begins,

$$z_1 = L + \frac{L}{\sqrt{2}}, \quad z_2 = 2L - z_1 = L - \frac{L}{\sqrt{2}},$$

and we find from (30)

$$z_c|_{t=0} = \frac{3}{4}L.$$

While (6) indicates that

$$\dot{z}_1|_{t=0} = -\dot{z}_2|_{t=0} = \sqrt{\frac{gL}{2}},$$

and hence

$$\dot{z}_c|_{t=0} = \left[\frac{\dot{z}_1 + \dot{z}_2}{2} + \frac{z_1 - z_2}{4L} (\dot{z}_1 - \dot{z}_2) \right] |_{t=0} = \frac{1}{2} \sqrt{gL}.$$

Therefore, the center-of-mass motion is given by

$$z_c = \frac{3}{4}L + \frac{1}{2} \sqrt{gL} t + \frac{1}{2} g t^2, \quad (32)$$

where the time t is measured from the instant the rope leaves the peg.

For the relative coordinate z_m , we get from (27) and (28)

$$\ddot{z}_m = -\frac{2L}{m} T \left[\frac{1}{z_1 - z} - \frac{1}{z_2 - z} \right] = \frac{1}{4} \frac{\dot{z}_m^2 z_m}{(z_1 - z)(z_2 - z)}.$$

But

$$(z_1 - z)(z_2 - z) = \left[\frac{1}{2}(z_1 - z_2) + L \right] \left[-\frac{1}{2}(z_1 - z_2) + L \right] = L^2 - \frac{1}{4} z_m^2.$$

Therefore, finally

$$\ddot{z}_m = \frac{z_m \dot{z}_m^2}{4L^2 - z_m^2}. \quad (33)$$

This equation for z_m seems formidable but, in fact, it is not as terrible as it looks. From (33) we have

$$\frac{d}{dt} [(4L^2 - z_m^2) \dot{z}_m^2] = 0.$$

Therefore,

$$\sqrt{4L^2 - z_m^2} \dot{z}_m = \sqrt{4L^2 - z_m^2} \dot{z}_m \Big|_{t=0} = 2L\sqrt{gL}. \quad (34)$$

If now we introduce a new variable ϕ through

$$z_m = 2L \sin \phi, \quad (35)$$

equation (34) will take the form

$$(1 + \cos 2\phi) \dot{\phi} = \sqrt{\frac{g}{L}}. \quad (36)$$

This equation can be easily integrated (note that $\phi|_{t=0} = \pi/4$, because $z_m|_{t=0} = \sqrt{2}L$) with the result

$$2\phi + \sin 2\phi = \frac{\pi}{2} + 1 + 2\sqrt{\frac{g}{L}} t. \quad (37)$$

This equation implicitly determines the function $\phi(t)$ and hence, through (35), the function $z_m(t)$. Relations (31), together with (32), then completely determine the motion of the rope up to the time

$$t = \sqrt{\frac{L}{g}} \frac{1}{2} \left(\frac{\pi}{2} - 1 \right),$$

when the rope becomes straight and the fold disappears (note that at this moment $z_m = 2L$ and, therefore, $\phi = \pi/2$).

5 Connections with falling chain

Our considerations of sliding rope above can shed light also to another interesting problem, the problem of falling chain [4, 5]. One end of a folded flexible chain is fixed on a rigid support. The another end is released in the manner of a bungee fall. If initially the ends were placed close together, the chain motion is effectively one-dimensional and conceptually much like to the previous case of sliding rope.

Whether the falling part of the chain is in a free fall and moves with the acceleration g , surprisingly was a subject of controversy for a long time [4, 5]. It seems the overall consensus was in favor of the free fall. Sommerfeld gives a convincing argument [2] (albeit for an another falling chain problem, the steady link-by-link fall of a stationary chain from a resting heap), that the energy is not conserved in such problems due to inelastic collisions when new links are brought in motion. Therefore, one can expect that the falling arm is freely falling with acceleration g and is gradually brought to rest link by link by inelastic impacts at the chain fold. However, the last word in physics is an experiment, and the experiments [10, 11, 12], including the ones modeling bungee jumping [13, 14], indicate that the tip of the falling chain moves with acceleration grater than g . What a surprise, this means that there is a downward pull at the fold even when the bungee rope is still slack! “This result is contrary to the usual experience with free falling objects and therefore hard to believe for many a person, even an experienced physicist” [14]. However, the concept of momentum flux allows to explain the presence of this tension at the fold as naturally as it was in the case of sliding rope.

Let the coordinates of the falling tip of the rope and of the fold are z and z_F respectively (figure 4).

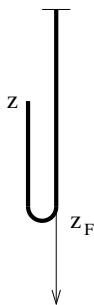


Figure 4: The falling bungee rope.

Then $z + 2(z_F - z) = 2L$, which gives

$$z_F = L + \frac{z}{2}, \quad \dot{z}_F = \frac{\dot{z}}{2}. \quad (38)$$

In the non-inertial frame S , where the fold is at rest, the left arm of the rope has the downward velocity

$$v_1 = \dot{z} - \dot{z}_F = \frac{\dot{z}}{2},$$

while the right arm moves upward and its velocity is

$$v_2 = 0 - \dot{z}_F = -v_1.$$

Therefore, in the frame S , we have a momentum flux 2Π in the fold with

$$\Pi = \frac{m}{2L} v_1^2 = \frac{m}{2L} \frac{1}{4} \dot{z}^2. \quad (39)$$

In its rest frame, equation of motion of the fold looks like

$$0 = \Delta m g - 2T - \Delta T + 2\Pi - \Delta m \ddot{z}_F, \quad (40)$$

and in the limit of the vanishing radius of the fold this equation reduces to

$$T = \Pi = \frac{m}{2L} \frac{1}{4} \dot{z}^2. \quad (41)$$

We could stop here, as (41) is just the mysterious downward pull in the bungee fall [1]. However, for completeness reasons, we proceed and re-derive some further results for falling chain.

Equations of motion of the left and right subchains are (in the non-inertial system S and in the limit of vanishing radius of the fold)

$$\begin{aligned} \frac{d}{dt} \left[\frac{m}{2L} (2L - z_F) (\dot{z} - \dot{z}_F) \right] &= \frac{m}{2L} (2L - z_F) g + T - \Pi - \frac{m}{2L} (2L - z_F) \ddot{z}_F, \\ \frac{d}{dt} \left[\frac{m}{2L} z_F (0 - \dot{z}_F) \right] &= \frac{m}{2L} z_F g + T - F - \Pi - \frac{m}{2L} z_F \ddot{z}_F, \end{aligned} \quad (42)$$

where F stands for the weight of the falling chain. Equations (42) simplify to

$$\frac{m}{2L} \left(L - \frac{z}{2} \right) \ddot{z} = \frac{m}{2L} \left(L - \frac{z}{2} \right) g + T \quad (43)$$

and

$$F = \frac{m}{2L} \left(L + \frac{z}{2} \right) g + T. \quad (44)$$

Because of (41), equation (43) takes the form

$$\left(L - \frac{z}{2} \right) \ddot{z} = \left(L - \frac{z}{2} \right) g + \frac{1}{4} \dot{z}^2. \quad (45)$$

Again, this non-linear differential equation looks hard to solve, but note the following relation which follows from it:

$$\begin{aligned} \frac{d}{dt} \left[\left(L - \frac{z}{2} \right) \dot{z}^2 \right] &= 2\dot{z} \left[\left(L - \frac{z}{2} \right) \ddot{z} - \frac{1}{4} \dot{z}^2 \right] = \\ 2\dot{z}g \left(L - \frac{z}{2} \right) &= \frac{d}{dt} \left[2gz \left(L - \frac{z}{4} \right) \right]. \end{aligned}$$

Therefore, (45) has the following first integral (note the initial condition $\dot{z} = 0$, when $z = 0$)

$$\left(L - \frac{z}{2} \right) \dot{z}^2 = 2gz \left(L - \frac{z}{4} \right). \quad (46)$$

In fact, (46) represents energy conservation [1]. Therefore, the velocity of the falling subchain is given by

$$\dot{z} = \sqrt{gz \frac{4L - z}{2L - z}}. \quad (47)$$

Then from (45) we get its greater than g acceleration

$$\ddot{z} = g \left[1 + \frac{z(4L - z)}{2(2L - z)^2} \right], \quad (48)$$

while (44) gives the weight of the falling chain [4]

$$F = mg \frac{8L^2 - 3z^2 + 4Lz}{8L(2L - z)}. \quad (49)$$

These results for the acceleration and weight can be generalized to include the mass of the subject attached to the falling tip of the chain (or rope) [13, 14]. The finite mass of the bungee jumper regularizes (47), (48) and (49), removing unphysical infinities in the velocity, acceleration and weight when $z \rightarrow 2L$. The reader can easily modify our formulas above and reproduce these more general results.

6 Concluding remarks

We think, sliding rope problem is a good starting point to introduce the basics of variable mass mechanics to beginning students. The problem looks simple but at closer inspection reveals some non-trivial features. Therefore, to disentangle it, we hope, will be both interesting and informative enterprise for students. The machinery of variable mass mechanics, learned through this problem, can be applied to other similar situations. For example, students can analyze falling chains and ropes and discover a surprising fact that bungee jumper falls with acceleration greater than g , even though bungee rope is still slack in the first phase of bungee jumping.

That a slack bungee rope can cause a downward pull may be surprising for students and even for experienced physicist [14]. However, to prove the reality of this pull, one should have not necessarily to go through a thrilling experience of real bungee jumping. Einstein's equivalence principle suffices to design a simple, elegant and convincing demonstration [1, 10, 15].

Place a folded chain, or rope, on a smooth table and quickly pull one end of the rope. You will find that the other end begins to move toward the bend, opposite to the direction of the pull. Therefore, there must exist a tension in the rope at the fold that drags the free end toward the bend. However, in the non-inertial frame, where the yanked end is at rest, we have an effective gravity and the situation is just that is involved in the falling chain problem.

This demonstration also indicates that similar physics is involved in whip-cracking. However, in latter case the size of the fold is not small and the motion is no longer effectively one-dimensional. Therefore, more advanced methods are needed to investigate this fascinating phenomenon [16, 17, 18], possibly discovered by dinosaurs millions of years ago [19].

It is surprising that without experiments our intuition can go astray even in relatively simple situations, like the falling chain problem. First experiments [20], convincingly demonstrating a counter-intuitive result that the tip of the falling chain falls with acceleration greater than g , have not had attracted any significant attention and this remarkable fact was largely ignored and unknown until new experiments [10] have confirmed it.

Modern physics operates with space, time and matter at the Planck scale that cannot be directly probed by experiment in the foreseeable future. Therefore, one faces the question "Can there be physics without experiments?" [21]. The history of falling chain suggest that the answer is firmly "No, there can not be any physics without experiments". Without

experiments we are always in a danger of being deceived by our metaphysical misconceptions. For example, although variable mass systems were under investigation for more than two hundred years, unexpected and unexplainable anomalous behavior was observed, revealing flaws in current understanding of the dynamics of variable mass systems, when a new class of solid rocket motors was used in early 1980's to power upper stages of several space missions [22].

As the last remark, note that the falling chain history can serve as an illustration of subtle interplay between theoretical and experimental methods in physics. There were two theoretical paradigms in falling chain problem: energy conserving and the one that assumes maximal kinetic-energy loss due to completely inelastic collisions. It may seem at first sight that the first paradigm was vindicated by experiment and the dispute is over. However, in any theoretical construction one deals with some idealized model of reality, real ropes and chains being somewhere in between of those two extreme idealizations.

An ideal, completely flexible, infinitesimally thin and unstretchable chain can be modeled as a series of point masses connected by massless strings. The behavior of such ideal folded chain, however, depends on the relative size of two specific length scales implicit in the model [1]. If the spacing between the point masses is large compared with the horizontal size of the fold (figure 5(a)), each of the masses stops abruptly in an inelastic collision when it reaches the singularity (kink) in the rope. The tension is not continuous along the kink, so that ΔT in (40) does not vanish for infinitesimal bend and our previous analysis breaks at this point.

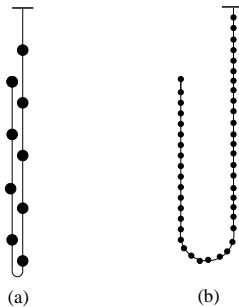


Figure 5: Two limiting cases of flexible chain [1].

On the contrary, if the spacing between the point masses is small com-

pared with the horizontal span of the bend (figure 5(b)), each mass comes to rest gradually and the system is energy conserving.

Experiments [10, 11, 12, 13, 14] indicate that the real ropes and chains involved in these experiments were more close to the energy conserving variant of figure 5(b). However, they say nothing about a possibility of experimental realization of another variant of figure 5(a). Moreover, this variant is more interesting, as an example of singular one-dimensional system with a kink. Therefore, it will be very illuminating to demonstrate that this type of the extreme limiting case of flexible chain could be also realized experimentally.

Acknowledgments

The author's attention to the problem of falling rope's weight was drawn by D. A. Medvedev.

References

- [1] Morin, D., *Introduction to classical mechanics: with problems and solutions* (Cambridge University Press, 2008).
- [2] Sommerfeld, A., *Mechanics* (Academic Press, New York, 1950).
- [3] Belchenko, Yu. I., Gilev, E. A. and Silagadze, Z. K., *Problems in mechanics of particles and bodies* (RCD, Moscow-Izhevsk, 2008) (in Russian).
- [4] Wong, C. W. and Yasui, K., *Falling chains*, Am. J. Phys. **74**, 490-496 (2006).
- [5] Wong, C. W., Youn, S. H. and Yasui, K., *The falling chain of Hopkins, Tait, Steele and Cayley*, Eur. J. Phys. **28**, 385-400 (2007).
- [6] Tiersten, M. S., *Force, momentum change, and motion*, Am. J. Phys. **37**, 82-87 (1969).
- [7] Siegel, S., *more about variable mass systems*, Am. J. Phys. **40**, 183-185 (1972).
- [8] Galkin, M. G., *The dynamics of a falling chain: II*, Am. J. Phys. **57**, 157-159 (1989).

- [9] Prato, D. and Gleiser, R. J., *Another look at the uniform rope sliding over the edge of a smooth table*, Am. J. Phys. **50**, 536-539 (1982).
- [10] Galkin, M. G. and March, R. H., *The dynamics of a falling chain: I*, Am. J. Phys. **57**, 154-157 (1989).
- [11] Schagerl, M., Steindl, A., Steiner, W. and Troger, H., *On the paradox of the free falling folded chain*, Acta Mech. **125**, 155-168 (1997).
- [12] Tomaszewski, W., Pierański, P. and Geminard, J.-C., *The motion of a freely falling chain tip*, Am. J. Phys. **74**, 776-783 (2006).
- [13] Kagan, D. and Kott, A., *The greater-than-g acceleration of a bungee jumper*, Phys. Teacher **34**, 368-373 (1996).
- [14] Heck, A., Uylings, P. and Kędzierska, E., *Understanding the physics of bungee jumping*, Phys. Educ. **45**, 63-72 (2010).
- [15] Wong, C. W. and Yasui, K., *Two falling-chain demonstrations based on Einstein's equivalence principle*, arXiv:physics/0609219v1.
- [16] McMillen, T. and Goriely, A., *Whip waves*, Physica D **184**, 192-225 (2003).
- [17] McMillen, T. and Goriely, A., *Shape of a Cracking Whip*, Phys. Rev. Lett. **88**, 244301 (2002).
- [18] Krehl, P., Engemann, S. and Schwenkel, D., *The puzzle of whip cracking uncovered by a correlation of whip-tip kinematics with shock wave emission*, Shock Waves **8**, 1-9 (1998).
- [19] Myrhhvold, N. P. and Curie, P. J., *Supersonic sauropods? Tail dynamics in the diplodocids*, Paleobiology **23** 393-409 (1997).
- [20] Heywood, W. A., Hurwitz, H., Jr. and Ryan, D. Z., *Whip effect in a falling chain*, Am. J. Phys. **23**, 279-280 (1955).
- [21] 't Hooft, G., *Can there be physics without experiments? Challenges and pitfalls*, Int. J. Mod. Phys. A **16**, 2895-2908 (2001).
- [22] Eke, F. O. and Mao, T. C., *On the dynamics of variable mass systems*, Int. J. Mech. Eng. Educ. **30(2)**, 123-137 (2002).