

# Extending canonical Monte Carlo methods

L. Velazquez<sup>1,2</sup> and S. Curilef<sup>2</sup>

<sup>1</sup>Departamento de Física, Universidad de Pinar del Río,  
Martí 270, Esq. 27 de Noviembre, Pinar del Río, Cuba.

<sup>2</sup>Departamento de Física, Universidad Católica del Norte,  
Av. Angamos 0610, Antofagasta, Chile.

E-mail: lvelazquez@ucn.cl and scurilef@ucn.cl

October 29, 2018

## Contents

<b>1</b>	<b>Introduction</b>	<b>2</b>
<b>2</b>	<b>The proposal</b>	<b>3</b>
2.1	Overview . . . . .	3
2.2	Application in Monte Carlo methods . . . . .	7
2.2.1	The linear ansatz and its optimization . . . . .	9
2.2.2	Iterative schemes . . . . .	10
2.2.3	Implementation . . . . .	11
<b>3</b>	<b>Application examples</b>	<b>14</b>
3.1	The model . . . . .	14
3.2	Monte Carlo methods . . . . .	14
3.2.1	Metropolis importance sample . . . . .	14
3.2.2	Cluster algorithm . . . . .	15
3.3	Results and discussions . . . . .	16
<b>4</b>	<b>Final remarks</b>	<b>24</b>

## Abstract

In this work, we discuss the implications of a recently obtained equilibrium fluctuation-dissipation relation on the extension of the available Monte Carlo methods based on the consideration of the Gibbs canonical ensemble to account for the existence of an anomalous regime with negative heat capacities  $C < 0$ . The resulting framework appears as a suitable generalization of the methodology associated with the so-called *dynamical ensemble*, which is applied to the extension of two well-known Monte Carlo methods: the Metropolis importance sample and the Swendsen-Wang clusters algorithm. These Monte Carlo algorithms are employed to

study the anomalous thermodynamic behavior of the Potts models with many spin states  $q$  defined on a  $d$ -dimensional hypercubic lattice with periodic boundary conditions, which successfully reduce the exponential divergence of decorrelation time  $\tau$  with the increase of the system size  $N$  to a weak power-law divergence  $\tau \propto N^\alpha$  with  $\alpha \approx 0.2$  for the particular case of the 2D 10-state Potts model.

## 1 Introduction

In the present work, we shall not propose new Monte Carlo (MC) methods based on the equilibrium distributions of Statistical Mechanics. On the contrary, we shall discuss how the available MC methods based on the consideration of the Gibbs canonical ensemble:

$$dp(E|\beta_B) = Z(\beta_B)^{-1} \exp(-\beta_B E) \Omega(E) dE \quad (1)$$

could be extended by using a minimal, but crucial modification in their schemes to account for the existence of an anomalous regime with *negative heat capacities*  $C < 0$  [1, 2, 3, 4, 5, 6]. This fact avoids the incidence of the so-called *super-critical slowing down*, a dynamical anomaly that significantly affects the efficiency of large-scale canonical MC simulations [7].

Our proposal follows as a direct application of the recently obtained fluctuation-dissipation relation [8, 9]:

$$C = \beta^2 \langle \delta E^2 \rangle + C \langle \delta \beta_\omega \delta E \rangle, \quad (2)$$

which involves the heat capacity  $C$  of a given system in an equilibrium situation where the inverse temperature  $\beta_\omega$  of a certain environment exhibits correlated fluctuations with the system internal energy  $E$  as a consequence of their mutual thermodynamic interaction<sup>1</sup>. Eq.(2) accounts for the realistic possibility that the internal state of the system acting as *environment* could be affected by the presence of the system under study, which is a fact *a priori* disregarded by the consideration of the Gibbs canonical ensemble (1), where the inverse temperature  $\beta_\omega$  of the environment exhibits a constant value  $\beta_B$  because its heat capacity  $C_\omega$  is practically infinite. Obviously, Eq.(2) is just a suitable extension of the well-known relation:

$$C = \beta^2 \langle \delta E^2 \rangle \quad (3)$$

between the heat capacity  $C$  and the energy fluctuations derived from the canonical ensemble (1). While the canonical result (3) only admits macrostates with positive heat capacities  $C > 0$ , it is easy to verify that the fluctuation relation (2) is compatible with the presence of macrostates having negative heat capacities  $C < 0$ . This last conclusion is the fundamental ingredient considered in this work for allowing a direct extension of some MC algorithms based on the

---

<sup>1</sup>Along this work, Boltzmann constant is assumed to be  $k_B \equiv 1$ .

Gibbs canonical ensemble (3) in order to account for a regime with  $C < 0$ . As discussed elsewhere [1, 2, 3, 4, 5, 6], this kind of anomaly in the caloric curve appears to be associated with the occurrence of a discontinuous (first-order) phase transition in finite short-range interacting systems, as well as systems with long-range interactions such as astrophysical systems.

This work is organized into sections as follows: first, we shall discuss in section 2 how the present ideas can be considered to extend the available canonical MC methods; afterwards, we shall apply these arguments in section 3 to extend two well-known canonical MC algorithms: the *Metropolis importance sample* [10, 11] and the *Swendsen-Wang cluster algorithm* [12, 13, 14], in their application to the study of anomalous macrostates present in the thermodynamic description of the  $q$ -states Potts models defined on a  $d$ -dimensional hypercubic lattice; finally, concluding remarks are presented in section 4.

## 2 The proposal

### 2.1 Overview

For convenience, let us begin the present discussion by reviewing the most important results related to the fluctuation theorem (2). Our analysis starts from the consideration of the following generic energy distribution function [8]:

$$dp_\omega(E) = \omega(E) \Omega(E) dE, \quad (4)$$

where  $\omega(E)$  is a probabilistic weight that considers the thermodynamic influence of a certain environment. The above work hypothesis admits the canonical weight:

$$\omega_c(E) = Z(\beta_B)^{-1} \exp(-\beta_B E) \quad (5)$$

as a relevant but particular case when the environment is just a thermal bath having an infinite heat capacity. This general situation could be implemented with the help of a Metropolis Monte Carlo simulation by using the transition probability:

$$W_\omega(E \rightarrow E + \delta E) = \min \left\{ \frac{\omega(E + \delta E)}{\omega(E)}, 1 \right\}. \quad (6)$$

Since the energy thermal fluctuations  $|\delta E|$  are small when the system size is sufficiently large, Eq.(6) can be rewritten in a *canonical* fashion as follows:

$$W_\omega(E \rightarrow E + \delta E) \simeq \min \{ \exp[-\beta_\omega(E) \delta E], 1 \}, \quad (7)$$

where  $\beta_\omega(E)$  is hereafter referred to as the *inverse temperature* of the environment:

$$\beta_\omega(E) = \frac{1}{T_\omega(E)} = -\frac{\partial}{\partial E} \log \omega(E). \quad (8)$$

The density of states  $\Omega(E)$  is related to the system entropy  $S(E)$  as  $\Omega(E) \equiv C \exp[S(E)]$ , which allows us to obtain the system temperature  $T$  by using the

thermodynamic relation:

$$\beta(E) = \frac{1}{T(E)} = \frac{\partial S(E)}{\partial E}. \quad (9)$$

Eqs.(8) and (9) can be combined to express the *inverse temperature difference*  $\eta$  as follows:

$$\eta(E) = \beta_\omega(E) - \beta(E) \equiv -\frac{\partial}{\partial E} \log \rho(E), \quad (10)$$

with  $\rho(E) = \omega(E) \Omega(E)$  being the density of probability. This last representation (10) is very useful to obtain two remarkable thermodynamic relations. The first one involves the statistical expectation value  $\langle \eta \rangle$ , and its calculation reads as follows:

$$\begin{aligned} \langle \eta \rangle &= \int_{E_{\text{inf}}}^{E_{\text{sup}}} \eta(E) \rho(E) dE = - \int_{E_{\text{inf}}}^{E_{\text{sup}}} \frac{\partial}{\partial E} \rho(E) dE \\ &= - \rho(E) \Big|_{E_{\text{inf}}}^{E_{\text{sup}}} = 0, \end{aligned} \quad (11)$$

while the second one considers the correlation function  $\langle E\eta \rangle$ :

$$\begin{aligned} \langle E\eta \rangle &= \int_{E_{\text{inf}}}^{E_{\text{sup}}} E\eta(E) \rho(E) dE = - \int_{E_{\text{inf}}}^{E_{\text{sup}}} E \frac{\partial}{\partial E} \rho(E) dE \\ &= \int_{E_{\text{inf}}}^{E_{\text{sup}}} \rho(E) dE = 1. \end{aligned} \quad (12)$$

Here, we have taken into account the vanishing of the density of probability  $\rho(E)$  and its first derivative  $\partial\rho(E)/\partial E$  at the maximum  $E_{\text{sup}}$  and minimum  $E_{\text{inf}}$  values of the system energy, as well as the normalization condition.

The vanishing of the expectation value  $\langle \eta \rangle$ , Eq.(11), is simply the known *thermal equilibrium condition*:

$$\left\langle \frac{1}{T_\omega} \right\rangle \equiv \left\langle \frac{1}{T} \right\rangle, \quad (13)$$

the mathematical form of which clearly indicates that the equalization of temperature expressed by the *Zeroth Principle of Thermodynamics* takes place in an average sense. Eq.(12) can be rewritten as a rigorous fluctuation relation by using the identity  $\langle \delta E \delta \eta \rangle \equiv \langle E\eta \rangle - \langle E \rangle \langle \eta \rangle$ :

$$\left\langle \delta E \delta \left( \frac{1}{T_\omega} - \frac{1}{T} \right) \right\rangle = 1. \quad (14)$$

By using the *Schwartz inequality*  $\langle AB \rangle^2 \leq \langle A^2 \rangle \langle B^2 \rangle$ , this last result can be rephrased as:

$$\Delta E \Delta \left( \frac{1}{T_\omega} - \frac{1}{T} \right) \geq 1, \quad (15)$$

where  $\Delta x \equiv \sqrt{\langle \delta x^2 \rangle}$ . Finally, by substituting the first-order approximation:

$$\delta \left( \frac{1}{T} \right) \simeq -\frac{1}{T^2 C} \delta E, \quad (16)$$

into Eq.(14), with  $C = dE/dT$  being the heat capacity, one obtains the fluctuation-dissipation relation (2).

The fluctuation-dissipation relation (2) can be rewritten as follows:

$$C (1 - \langle \delta \beta_\omega \delta E \rangle) = \beta^2 \langle \delta E^2 \rangle. \quad (17)$$

Since the right-hand side of this expression is always nonnegative, it is easy to see that the presence of macrostates with positive heat capacities  $C > 0$  demands that the correlation function  $\langle \delta \beta_\omega \delta E \rangle$  obey the constraint:

$$\langle \delta \beta_\omega \delta E \rangle < 1. \quad (18)$$

Clearly, such a condition is fulfilled by the Gibbs canonical ensemble (1), where  $\delta \beta_\omega \equiv 0$ . However, the existence of macrostates having negative heat capacities  $C < 0$  can be only observed provided that the constraint:

$$\langle \delta \beta_\omega \delta E \rangle > 1 \quad (19)$$

holds. Thus, any attempt to impose the canonical condition  $\delta \beta_\omega \rightarrow 0$  is always accompanied with a progressive increase of the energy fluctuations  $\delta E \rightarrow \infty$ , which leads to the thermodynamic instability and inaccessibility of such anomalous macrostates.

The simplest way to guarantee the existence of non-vanishing correlated fluctuations  $\langle \delta \beta_\omega \delta E \rangle \neq 0$  is achieved by considering an environment with a *finite heat capacity*  $C_\omega$ . Here, the inverse temperature fluctuations  $\delta \beta_\omega$  can be expressed in terms of the amount of energy  $\delta E$  released or absorbed by the system in turn its equilibrium value:

$$\delta \beta_\omega \simeq \beta^2 \frac{1}{C_\omega} \delta E, \quad (20)$$

where we have considered the thermal equilibrium condition  $\beta_\omega = \beta$ . By substituting this last expression into fluctuation-dissipation relation (2), one obtains:

$$\frac{C C_\omega}{C + C_\omega} = \beta^2 \langle \delta E^2 \rangle. \quad (21)$$

Since the right-hand side of this last expression is always nonnegative, the thermodynamic stability of macrostates with negative heat capacity  $C < 0$  demands the applicability of the following constraint [9]:

$$0 < C_\omega < |C|. \quad (22)$$

Remarkably, this result was also obtained in the past by Thirring [15].

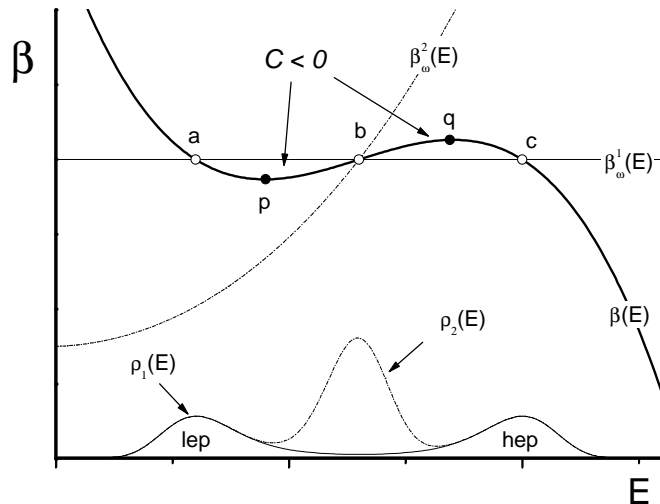


Figure 1: Schematic behavior of the microcanonical caloric  $\beta(E) = \partial S(E) / \partial E$  of a finite short-range interacting system undergoing a first-order phase transition between a low (lep) and a high (hep) energy phase. The density of probabilities  $\rho_1(E)$  and  $\rho_2(E)$  are associated with the thermal contact of this system with certain environments characterized by the inverse temperatures  $\beta_\omega^1(E)$  and  $\beta_\omega^2(E)$  respectively.

The above consequences are illustrated in detail in FIG.1. We show here the typical backbending behavior of the microcanonical caloric curve  $\beta(E)$  of a finite short-range interacting system undergoing a first-order phase transition [3], where the points within the energetic region  $E_p < E < E_q$  represent anomalous macrostates with negative heat capacities. The density of probability  $\rho(E)$  corresponds to a situation where this system is put in thermal contact with a certain environment characterized by the inverse temperature  $\beta_\omega(E)$ . The maxima and minima of the distribution function  $\rho(E)$  are determined from the thermal equilibrium condition  $\beta(E) = \beta_\omega(E)$ , that is, the intersection points between these inverse temperature dependencies. For convenience, we have shown here two relevant cases.

The first case corresponds to the equilibrium situation associated with the Gibbs canonical ensemble (1), where the inverse temperature dependence  $\beta_B^1(E)$  remains at the constant value  $\beta_B$  despite the underlying energy interchange. It should be noticed that the thermal equilibrium condition is fulfilled by three points  $(E_a, E_b, E_c)$  when the inverse temperature  $\beta_B$  is within the interval  $(\beta_p, \beta_q)$ . If this is the case, the energy distribution function  $\rho_1(E)$  is *bimodal*, where the points  $E_a$  and  $E_c$  determine the positions of its peaks (local maxima), while the intermediate point  $E_b$  determines the position of its local minimum. One can verify that the local minimum  $E_b$  always belongs to the anomalous re-

gion with  $C < 0$ , while the maxima  $(E_a, E_c)$  are located within the regions with  $C > 0$ . The accessibility of such points behaves with the increase of the system size  $N$  as  $\rho_1(E_{a,c}) \propto e^{\alpha_{a,c}N}$  and  $\rho_1(E_b) \propto e^{-\alpha_b N}$ , where  $\alpha_{a,b,c} > 0$ . Consequently, anomalous macrostates with  $C < 0$  becomes *practically inaccessible* within the canonical ensemble (1) when  $N$  is sufficiently large. The existence of such a *hidden region* is the origin of the latent heat  $q_L$  necessary for the conversion of one phase into the other during the phase transition, as well as for the *ensemble inequivalence* between the microcanonical and canonical description [3].

A multi-modal character of the density of probability  $\rho_1(E)$  in the framework of MC simulations based on the canonical ensemble (1) leads to the occurrence of the *super-critical slowing down* [7]: an exponential divergence of correlation times with the increasing of the system size,  $\tau \propto \exp(\lambda N)$ . In other words, this phenomenon manifests as an *effective trapping* of the system energy within any of the coexisting peaks of the distribution function  $\rho_1(E)$ , due to the probability  $T$  for the occurrence of a large energy fluctuation that allows a transition towards a neighboring peak decreases exponentially with the increase of the system size  $N$ ,  $T \simeq \rho_1(E_b)/\rho_1(E_a) \propto e^{-\lambda N}$ . Thus, the characteristic timescale for such a transition is given by  $\tau \propto 1/T \sim \exp(\lambda N)$ . Because the canonical averages should consider the contribution of all these coexisting peaks, the relaxation timescales of such expectation values also exhibit an exponential growth with the increasing of  $N$ .

The second case shown in FIG.1 corresponds to a situation where the system is put in thermal contact with an environment having a finite heat capacity. By choosing appropriately the environment and its internal conditions, in particular, the applicability of Thirring's constraint (22), the corresponding inverse temperature  $\beta_\omega^2(E)$  can ensure the existence of only one intersection point with the microcanonical caloric curve  $\beta(E)$  of the system under study. Even, such a point could be located within the anomalous region with  $C < 0$ , e.g., the unstable macrostate  $E_b$ . Since the energy distribution function  $\rho_2(E)$  is monomodal, the phenomenon of super-critical slowing down cannot be present when such a physical situation is simulated by using a suitable MC method.

## 2.2 Application in Monte Carlo methods

In the multicanonical MC method and its variants [7], the main aim is to obtain of the density of states  $\Omega(E)$ , or, equivalently, the microcanonical entropy  $S(E)$ . Such a goal can be achieved through a direct MC calculation of the energy distribution function  $\rho(E) = \omega(E)\Omega(E)$ , which can be inverted to express the system entropy and the canonical expectation values  $\langle A \rangle_\beta$  as follows:

$$S(E) = \log[\rho(E)] - \log[\omega(E)] + cte, \quad (23)$$

$$\langle A \rangle_\beta = \left[ \int A(E) \frac{\rho(E)}{\omega(E)} e^{-\beta_B E} dE \right] \left[ \int \frac{\rho(E)}{\omega(E)} e^{-\beta_B E} dE \right]^{-1}. \quad (24)$$

The mathematical form of the probabilistic weight,  $\omega(E)$ , can be conveniently proposed before performing the MC simulation [16], although the most common strategy is to carry out its iterative reconstruction through several preliminary MC runs to obtain a *flat* histogram  $\rho(E) \sim \text{const}$  within the energy interval of interest [17, 18]. This latter alternative allows to enhance rare events, which is particularly useful to avoid the super-critical slowing down near to first-order phase transitions [7]. This kind of MC simulation allows the acquisition of the thermodynamic information in a wide energy interval by performing a single MC run. A clear disadvantage is that a substantial fraction of computational resources should be consumed to find an optimal probabilistic weight  $\omega(E)$ . Moreover, the acquisition of the microcanonical caloric curve  $\beta(E) = \partial S(E)/\partial E$  as well as of the heat capacity  $C(E) = -\beta^2(E) [\partial^2 S(E)/\partial E^2]^{-1}$  from a numerical differentiation of the entropy  $S(E)$  is a procedure that enhances the unavoidable statistical errors involved in the MC calculation of the energy distribution  $\rho(E)$  and/or the probabilistic weight  $\omega(E)$ .

Clearly, it is desirable to implement some type of methodology that allows a direct estimation of the caloric curve  $\beta(E)$  and of the heat capacity  $C(E)$  without considering a numerical differentiation of the system entropy  $S(E)$ . A simple strategy is provided by considering the thermal contact of the system with an environment characterized by a finite heat capacity, as in the second case illustrated in FIG.1. It should be noticed here that the system energy  $E$  and the inverse temperature  $\beta_\omega$  of the environment undergo small thermal fluctuations around their expectation values  $\langle E \rangle$  and  $\langle \beta_\omega \rangle$ , which provide a suitable estimation of the intersection point  $(E_e, \beta_e)$  derived from the condition of thermal equilibrium  $\beta_\omega(E_e) = \beta(E_e) \equiv \beta_e$ :

$$E_e = \langle E \rangle, \quad \beta_e = \langle \beta_\omega \rangle. \quad (25)$$

In essence, Eq.(25) expresses the procedure associated with the MC method of the so-called *dynamical ensemble* proposed by Gerling and Hüller [19], which is defined by a probabilistic weight  $\omega(E)$  with a power-law shape:

$$\omega_{DE}(E) = N_0 (E_T - E)^B, \quad (26)$$

whose corresponding inverse temperature is given by:

$$\beta_\omega(E) = B/(E_T - E). \quad (27)$$

The fluctuation relation (2) enables the introduction of several improvements for this kind of MC calculations to estimate the thermo-statistical properties of a system within the microcanonical ensemble by using modified canonical MC algorithms. In fact, one can also obtain the heat capacity  $C_e = C(E_e)$  at the interception point from the fluctuating behavior of the system as follows:

$$C_e = \frac{\beta_e^2 \langle \delta E^2 \rangle}{1 - \langle \delta \beta_\omega \delta E \rangle}. \quad (28)$$

Thus, one is able to obtain a suitable estimation of any point on the micro-canonical caloric curve  $\beta(E)$  as well as the heat capacity  $C(E)$  regardless of whether its character positive or negative.



### 2.2.1 The linear ansatz and its optimization

Generally speaking, the specific mathematical form of the probabilistic weight  $\omega(E)$  or its corresponding inverse temperature  $\beta_\omega(E)$  is unimportant as long as the following conditions applied:

1. The inverse temperature  $\beta_\omega(E)$  of the environment must ensure the existence of only one intersection point with the caloric curve  $\beta(E)$ , that is, the existence of only one peak in the energy distribution function  $\rho(E)$ .
2. The size  $N$  of the system under analysis should be sufficiently large to guarantee the validity of the first-order approximation (16) considered for deriving the fluctuation-dissipation relation (2) from the rigorous fluctuation relation (14).

As already depicted in FIG.1, the energy distribution function  $\rho(E)$  has the shape of a bell curve, usually approximated by a Gaussian distribution. Since the system exhibits small thermal fluctuations  $\Delta E/|E| \sim 1/\sqrt{N}$ , only local properties of the inverse temperature dependence  $\beta_\omega(E)$  close to the equilibrium point  $E_e$  are significant; hence, one can obtain the same practical results by using different mathematical dependencies for the inverse temperature  $\beta_\omega(E)$ .

The simplest mathematical form is provided by restricting to the first-order power expansion of the inverse temperature dependence  $\beta_\omega(E)$  around the intersection point:

$$\beta_\omega(E) = \beta_e + \lambda \delta E / N, \quad (29)$$

which considers a linear coupling of the environment inverse temperature  $\beta_\omega$  with the thermal fluctuations of the system energy  $\delta E = E - E_e$ . Remarkably, such a linear ansatz (29) is equivalent to the so-called *Gaussian ensemble* [20]:

$$\omega_{GE}(E) = A \exp \left[ -\beta_e E - \frac{1}{N} \lambda (E - E_e)^2 \right] \quad (30)$$

proposed by Hetherington [21], which approaches in the limit  $\lambda \rightarrow +\infty$  to the microcanonical ensemble  $\omega_{ME}(E) = A \delta(E - E_e)$ .

Hypothesis (29) ensures the existence of non-vanishing correlated fluctuations  $\langle \delta \beta_\omega \delta E \rangle \neq 0$  when the coupling constant  $\lambda \neq 0$ . By using the fluctuation-dissipation relation (2) and the ansatz (29), one can obtain the following expression for the heat capacity:

$$C_e = \frac{\beta_e^2 (\Delta E)^2}{1 - \lambda (\Delta E)^2 / N}, \quad (31)$$

which can be rewritten to obtain the energy and inverse temperature dispersions,  $\Delta E$  and  $\Delta \beta_\omega$ , as follows:

$$(\Delta E)^2 = \frac{N}{\beta_e^2 N / C_e + \lambda}, \quad (\Delta \beta_\omega)^2 = \frac{1}{N} \frac{\lambda^2}{\beta_e^2 N / C_e + \lambda}, \quad (32)$$

where  $\Delta x \equiv \sqrt{\langle \delta x^2 \rangle}$ . The inverse temperature dispersion  $\Delta\beta_\omega$  decreases with the increase of the system size  $N$  as  $\Delta\beta_\omega = |\lambda|\Delta E/N \sim 1/\sqrt{N}$ . In the limit  $N \rightarrow +\infty$ , the thermal fluctuations disappear and the present equilibrium situation becomes equivalent to the microcanonical ensemble provided that the following condition:

$$\beta_e^2 N/C_e + \lambda > 0 \quad (33)$$

holds. According to the first-order approximation (20), the coupling constant  $\lambda$  can be related to the heat capacity  $C_\omega$  of the environment as  $\lambda = \beta_e^2 N/C_\omega$ , hence, the stability condition (33) is fully equivalent to Thirring's constraint (22).

At first glance, it is desirable to maximally reduce the thermal dispersions of the system energy  $E$  and its inverse temperature  $\beta = 1/T$  indirectly derived from the environment inverse temperature  $\beta_\omega = 1/T_\omega$ . However, the inequality of Eq.(15) imposes an important limitation on the precision of such a kind of measuring process: a reduction of the thermal uncertainties  $\Delta(1/T_\omega - 1/T)$  affecting the temperature equalization provokes an increasing of the system energy fluctuations  $\Delta E$ , and vice versa. As previously discussed [8, 9], Eq.(15) accounts for the existence of some type of *complementary character* between thermodynamic quantities of energy and temperature. In consequence, one must assume the existence of non-vanishing thermal uncertainties for the system energy  $E$  and its inverse temperature  $\beta$ .

According to expressions (32), the increase of the coupling constant  $\lambda$  allows us to reduce the energy dispersion  $\Delta E$ , but its value should not be excessively large because its increasing also leads to the increasing of the inverse temperature dispersion  $\Delta\beta_\omega$ . A simple criterion to provide the best value for  $\lambda$  is obtained after minimizing the total dispersion  $\Delta_T^2 = (\Delta E)^2/N + N(\Delta\beta_\omega)^2$ . By introducing the *microcanonical curvature*  $\kappa$ :

$$\kappa = \kappa(E) = \beta^2 N/C \equiv -N\partial^2 S(E)/\partial E^2, \quad (34)$$

which is defined in terms of the second derivative of the entropy with the opposite sign, the optimal value (opt) for  $\lambda$  is given by:

$$\lambda_{\text{opt}}(\kappa) = \sqrt{\kappa^2 + 1} - \kappa. \quad (35)$$

The microcanonical caloric curve  $\beta(E)$  and the heat capacity  $C(E)$  derived from Eqs.(25) and (31) should not depend on the coupling constant  $\lambda$  as long as this latter parameter fulfils condition (33) and the system size  $N$  is sufficiently large. Nevertheless, the use of its optimal value (35) minimizes the underlying thermal fluctuations, which should also reduce the number of steps needed to ensure the convergence of a MC run.

## 2.2.2 Iterative schemes

Given a certain dependence of the environment inverse temperature  $\beta_\omega^{(i)}(E)$ , one can obtain from a MC run suitable estimations of the system inverse temperature

$\beta_i$  and its heat capacity  $C_i$  at the  $i$ -th interception point  $E_i$ . These estimates values can be employed to provide the next dependence  $\beta_\omega^{(i+1)}(E)$  to perform an analogous estimation at the  $i + 1$ -st neighboring point  $E_{i+1}$ . To fix some ideas, let us denote by  $\varepsilon = E/N$  the system energy per particle. The  $i$ -th dependence of the environment inverse temperature (29) considered for the MC calculation of the  $i$ -th point  $\varepsilon_i$  is given by:

$$\beta_\omega^{(i)}(\varepsilon) = \bar{\beta}_i + \lambda_i(\varepsilon - \bar{\varepsilon}_i), \quad (36)$$

where  $\bar{\varepsilon}_i$  and  $\bar{\beta}_i$  are some rough estimates of the expectation values  $\varepsilon_i = \langle \varepsilon \rangle$  and  $\beta_i = \langle \beta_\omega^{(i)} \rangle$ . The parameters  $(\bar{\varepsilon}_i, \bar{\beta}_i, \lambda_i)$  could be provided in an interactive way by using the curvature  $\kappa_i = \beta_i^2 N / C_i$  derived from the previous MC simulation:

$$\bar{\varepsilon}_{i+1} = \bar{\varepsilon}_i + \Delta e, \quad \bar{\beta}_{i+1} = \bar{\beta}_i - \kappa_i \Delta e, \quad \lambda_{i+1} = \lambda_{\text{opt}}(\kappa_i), \quad (37)$$

where  $\Delta e$  is a small energy step. The initial value  $\bar{\varepsilon}_0$  is assumed to be the expectation value  $\langle \varepsilon \rangle$  of the energy per particle obtained from any canonical MC simulation with inverse temperature  $\beta_B = \bar{\beta}_0$  sufficiently away from the anomalous region with  $C < 0$ .

The stability of the iterative procedure previously described depends on the precision of the estimated value of microcanonical curvature  $\kappa$ . Of course, alternative iteration schemes are also possible, e.g., the following scheme:

$$\bar{\varepsilon}_{i+1} = \langle \varepsilon \rangle_i + \Delta e, \quad \bar{\beta}_{i+1} = \langle \beta_\omega \rangle_i, \quad (38)$$

which forces with  $\Delta e > 0$  ( $\Delta e < 0$ ) a forward (backward) motion of the expectation values  $\langle \varepsilon \rangle$  and  $\langle \beta_\omega \rangle$  along the system caloric curve  $\beta(\varepsilon)$  whenever the value of coupling parameter  $\lambda$  does not change in a significant way. In general, the inverse temperature  $\beta(\varepsilon)$  of a large enough short-range interacting system describes a *plateau* within the anomalous region with  $C < 0$ , which means that the corresponding curvature  $\kappa$  does not significantly differ from zero,  $\kappa \simeq 0$ . In such cases, the value  $\lambda \simeq 1$  constitutes a suitable approximation within the energy range containing the anomalous region with  $C < 0$ , while the value  $\lambda = 0$  corresponding to the canonical ensemble is a good choice elsewhere.

### 2.2.3 Implementation

Since the inverse temperature  $\beta_B$  of the Gibbs canonical ensemble (1) appears as a driving parameter in the transition probability  $W(X \rightarrow X'; \beta_B)$  of canonical MC methods, the most general idea to extend this kind of algorithms is to replace the bath inverse temperature  $\beta_B$  by a variable inverse temperature  $\beta_\omega(E)$ ,  $\beta_B \rightarrow \beta_\omega(E)$ . Moreover, it is desirable that the transition probability resulting from such a modification fulfills the so-called *detailed balance condition* [7]:

$$p(X)W(X \rightarrow X') = p(X')W(X' \rightarrow X), \quad (39)$$

where  $p(X)$  is the system distribution function, which is given by the function  $p_\omega(X) = \omega[E(X)]$ .

Let us denote the energy varying during the configuration change  $X \rightarrow X'$  as  $\delta E = E(X') - E(X)$  and its mean value as  $E^m = [E(X) + E(X')]/2$ . According to the mean value theorem, one can express the variation of the function  $\log p_\omega(X)$  by using the environment inverse temperature  $\beta_\omega(E)$  evaluated at a certain intermediate energy  $E_\theta = E^m + \theta\delta E$  as follows:

$$\log p_\omega(X') - \log p_\omega(X) = -\beta_\omega^* \delta E, \quad (40)$$

where  $\theta$  is a real parameter with  $|\theta| \leq 1$  and  $\beta_\omega^* \equiv \beta_\omega(E_\theta)$ . By considering the transition probability of any canonical MC algorithm that obeys the detailed balance condition:

$$\frac{W(X \rightarrow X'; \beta_B)}{W(X' \rightarrow X; \beta_B)} \equiv \exp(-\beta_B \delta E), \quad (41)$$

as well as Eq.(40), one can finally obtain:

$$p_\omega(X) W(X \rightarrow X'; \beta_\omega^*) = p_\omega(X') W(X' \rightarrow X; \beta_\omega^*). \quad (42)$$

This last result clarifies that given the initial and final system configurations,  $X$  and  $X'$ , one can always find a certain value  $\beta_\omega^* \equiv \beta_\omega(X, X')$  of the bath inverse temperature that fulfils the detailed balance condition (39) for the present distribution function  $p_\omega(X)$ . In particular, the exact value of  $\beta_\omega^*$  for the Gaussian ensemble (30) is the one corresponding to  $\theta = 0$ ,  $\beta_\omega^* = \beta_\omega(E^m)$ .

The main obstacle to perform a direct application of Eq.(42) to extend canonical MC methods relies on the fact that the final system configuration  $X'$  is *a priori* unknown in many non-local MC algorithms [12, 13, 14, 22, 23, 24, 25, 26, 27]. Consequently, one should consider some suitable approximation  $\beta_\omega^* = \beta_\omega(E_{\theta^*})$  of the exact value  $\beta_\omega^*$ , e.g., the one corresponding to the environment inverse temperature at the initial system configuration  $X$ ,  $\beta_\omega^i = \beta_\omega[E(X)]$ . To estimate the error involved in this last approximation, it is important to take into account that the environment heat capacity  $C_\omega$  and the energy change  $\delta E$  behave with the increase of the system size  $N$  as  $C_\omega \sim N$  and  $\delta E \sim N^\alpha$ . Here, the exponent  $\alpha$  ranges from zero for a local algorithm such as the Metropolis importance sample, up to 1/2 for a hypothetical non-local algorithm able to obtain an effective independent configuration after each MC step<sup>2</sup>. Consequently, the difference  $\delta_\beta = |\beta_\omega^i - \beta_\omega^*|$  merely constitutes a small size effect:

$$\delta_\beta \sim (\beta_\omega^m)^2 \frac{1}{C_\omega^m} |\delta E| \sim \frac{1}{N^{1-\alpha}}, \quad (43)$$

where the index  $m$  indicates that the corresponding quantities  $\beta_\omega$  and  $C_\omega$  have been evaluated at the energy value  $E^m$ . Since the estimated inverse temperature  $\beta_\omega^i$  depends on the system energy  $E(X)$ , the corresponding distribution function associated with this approximation  $p_\omega^*(X)$  can also be expressed by a certain

---

<sup>2</sup>The exponent  $\alpha = 1/2$  follows from the size behavior of the energy dispersion  $\Delta E \sim \sqrt{N}$ .

function of the system energy,  $p_\omega^*(X) = \omega^*[E(X)]$ . According to Eq.(43), the corresponding inverse temperature:

$$\beta_{\omega^*}(E) = -\frac{\partial \log \omega^*(E)}{\partial E} \quad (44)$$

cannot differ in a significant way from the exact dependence  $\beta_\omega(E)$  as long as the system size  $N$  be sufficiently large.

The extended canonical MC methods based on an estimation of the inverse temperature  $\beta_\omega^*$  do not fulfill the detailed balance condition (39). However, this fact does not represent any fundamental difficulty since one practically obtains the same numerical results for the caloric curve  $\beta(E)$  and the heat capacity  $C(E)$  with the help of equations (25) and (31) by using slightly different probabilistic weight  $\omega^*(E)$ . The only requirement is that the energy distribution function  $\rho(E)$  exhibits a sharp Gaussian profile, which is simply achieved when the size  $N$  of the system under study is large enough. While the super-critical slowing down of canonical MC methods observed in systems undergoing a first-order phase transition becomes more severe as  $N$  increases, the errors associated with all approximations assumed here turn more and more negligible. This is the reason why the present methodology is particularly useful for avoiding this type of slow sampling problems in large-scale MC simulations.

As naturally expected, finite size effects can be significant when one is also interested to describe systems whose size  $N$  is not so large. If this is the case, it is not only necessary to implement extended MC schemes that fulfill the detailed balance condition (39), but also the inclusion of some finite size corrections into equations (25) and (31) employed here to obtain the microcanonical dependencies  $\beta(E)$  and  $C(E)$ . Although the complete analysis of these questions is outside of the scope of the present paper, we would like to clarify that the most general way to fulfill the detailed balance condition (39) after the consideration of an estimated value for the transition inverse temperature  $\beta_\omega^*$  is to introduce *a posteriori* an acceptance probability  $w$ :

$$w = \min \left\{ 1, \frac{W_{f \rightarrow i}}{W_{i \rightarrow f}} \exp(-\beta_\omega^* \delta E) \right\} \quad (45)$$

to accept or reject the final configuration  $X'$ . Here,  $W_{i \rightarrow f} = W[X \rightarrow X'; \beta_\omega^i]$  and  $W_{f \rightarrow i} = W[X' \rightarrow X; \beta_\omega^f]$ , with  $\beta_\omega^i = \beta_\omega(X)$  and  $\beta_\omega^f = \beta_\omega(X')$ , represent the transition probabilities of the direct and the reverse process, respectively. The mathematical forms of which depend on the particularities of each non-local MC method.

## 3 Application examples

### 3.1 The model

For the sake of simplicity, let us consider in the present study the  $q$ -state Potts model [13]:

$$H_q = \sum_{\{ij\}} (1 - \delta_{\sigma_i, \sigma_j}) \quad (46)$$

defined on a  $d$ -dimensional hypercubic lattice  $N = L_1 \times L_2 \times \dots \times L_d$  with  $L_i = L$  and periodic boundary conditions. Here, the sum is only over pairs of nearest-neighbor lattice sites and  $\sigma_i = [1, 2, \dots, q]$  is the spin state at the  $i$ -th site. This model system is just a generalization of the known Ising model:

$$H_{\text{Ising}} = - \sum_{\{ij\}} s_i s_j, \quad (47)$$

with  $s_i = \pm 1$ , which appears as a particular case with  $q = 2$  after considering a linear transformation among their respective energy per particle  $\varepsilon_{\text{Ising}} = -d + 2\varepsilon_{2\text{-Potts}}$  and inverse temperature  $\beta_{\text{Ising}} = \frac{1}{2}\beta_{2\text{-Potts}}$ .

As discussed elsewhere [7], this model system undergoes a first-order phase transition when  $q > 4$  for  $d = 2$  and  $q \geq 3$  for  $d = 3$ , and hence, the microcanonical caloric curves  $\beta(\varepsilon)$  for these model realizations exhibit the back-bending behavior associated with the presence of macrostates with  $C < 0$  such as the one sketched in FIG.1. In addition to the consideration of a local MC method as the *Metropolis importance sample* [10, 11], the canonical MC study of Potts models can be carried out by using another accelerating methods such as the Swendsen-Wang [12, 13] or Wolff [14] *clusters algorithms*. However, none of these MC algorithms are able to account for the existence of an anomalous regime with  $C < 0$ , and even, they also suffer from the existence of a supercritical slowing as a direct consequence of the bimodality of the canonical energy distribution down function. The existence of several canonical MC algorithms for this kind of models enables to perform a comparative study among their respective extended versions described below.

### 3.2 Monte Carlo methods

#### 3.2.1 Metropolis importance sample

The simplest and most general way to implement a thermal coupling with a bath at constant inverse temperature  $\beta_B$  is by using the *Metropolis importance sample* [10, 11]. In this method, a Metropolis move is carried out as follows:

1. A site  $i$  is chosen at random, and the initial spin state  $\sigma_i$  is changed (also at random) by considering any other of its  $q$  admissible values.
2. This move, from an initial state with energy  $E$  and variation  $\delta E$ , is accepted in accordance with the transition probability:

$$W(E \rightarrow E + \Delta E; \beta_B) = \min \{ \exp[-\beta_B \delta E], 1 \}. \quad (48)$$

A MC step is produced after considering  $L^d$  moves regardless of whether they have been accepted or rejected.

The extension of this local algorithm with the consideration of an environment associated with an arbitrary probabilistic weight  $\omega(E)$  is achieved by using the transition probability (6). Clearly, Eq.(6) fulfils the detailed balance condition (39). When the system size  $N$  is sufficiently large, such a transition probability is practically given by Eq.(7), which is exactly the canonical transition probability (48) modified by the inclusion of a variable inverse temperature,  $\beta_B \rightarrow \beta_\omega(E)$ . Remarkably, the transition probability (6) can be exactly rewritten in the form (42) by using the value  $\beta_\omega^* = \beta_\omega(E_m)$  corresponding to  $\theta = 0$  for the particular case of the linear ansatz (29). This is a useful representation because both the initial and the final system configurations,  $X$  and  $X'$ , are *a priori* known for this local MC method.

### 3.2.2 Cluster algorithm

Other important MC methods are the so-called *cluster algorithms*, which are usually more efficient than any local MC method (Metropolis). However, the success of these methods is not universal because the proper cluster moves needed seem to be highly dependent on the system, and efficient cluster MC methods have only been found for a small number of models [12, 13, 14, 22, 23, 24, 25, 26, 27].

The idea of using nonlocal moves was first suggested by Swendsen-Wang [12, 13] for the case of Ising model and its generalizations, the Potts models. Such cluster algorithms are based on a mapping of this model system to a random cluster model of percolation throughout the equation:

$$Z(\beta_B) = \sum_{\{\sigma\}} \exp[-\beta_B H_q] = \sum_{\{n\}} q^{N_c} p^b (1-p)^{Nd-b}, \quad (49)$$

where  $p = p(\beta_B) = 1 - e^{-\beta_B}$ ,  $b$  is the number of bonds and  $N_c$  the number of clusters. We shall consider in the present study the Swendsen-Wang cluster algorithm, whose scheme reads as follows:

1. Examine each nearest neighbor pair and create a bond with probability  $p(\beta_B)$ . That is, if the two nearest neighbor spins are the same, a bond is created between them with probability  $p(\beta_B)$ ; if spin values are different, there will be no bond.
2. Identify clusters as a set of sites connected by zero or more bonds (i.e., connected component of a graph). Relabel each cluster with a fresh new value at random.

The extension of this cluster MC method by using the present ideas is achieved by introducing a third step:

3. Redefine the inverse temperature of the bath  $\beta_B = \beta_\omega(E_i)$  employed to obtain the next system configuration  $X_{i+1}$  by using the energy  $E_i = E(X_i)$  of the present configuration  $X_i$ .

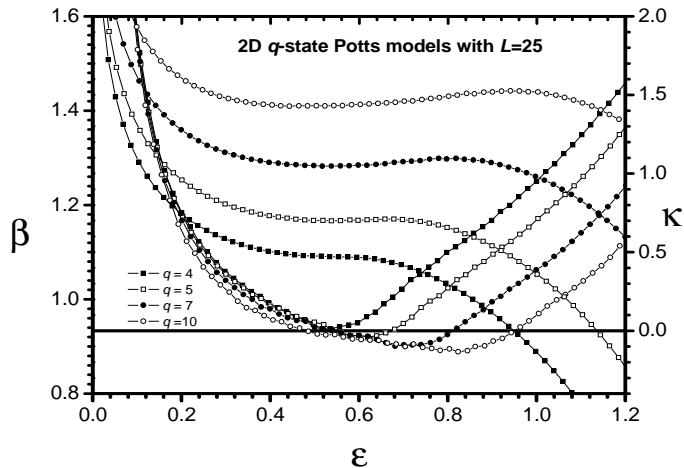


Figure 2: Microcanonical caloric and curvature curves,  $\beta(\varepsilon)$  (backbending dependencies) and  $\kappa(\varepsilon)$  ( $U$ -like dependencies), obtained from MC simulations by using the extended version of Metropolis importance sample algorithm for some realizations of 2D  $q$ -state Potts models.

While the bath inverse temperature  $\beta_B$  is redefined after every local move in the Metropolis importance sample, such a redefinition only takes place in a clusters algorithm as the Swendsen-Wang after every MC step because the clusters moves demand a constancy of the bath temperature. The present method is a simple example of extended canonical MC algorithm that does not fulfil the detailed balance condition (39) due to its using the approximated inverse temperature  $\beta_\omega^i = \beta_\omega(E_i)$  instead of the exact value  $\beta_\omega^* = \beta_\omega(E_i^m)$  with  $E_i^m = [E_i + E_{i+1}]/2$ . As naturally expected, the violation of the detailed balance condition introduces finite size effects in the calculation of the expectation values of the thermal fluctuations, which affects the calculation of the heat capacity  $C$  via Eq.(31). We have verified by mean of preliminary calculations that the use of the transition inverse temperature  $\beta_\omega^*(E_{i-1}^m)$  instead of the instantaneous value  $\beta_\omega(E_i)$  in the MC estimation of the expectation values:

$$\langle \beta_\omega(E)A(E) \rangle \sim \frac{1}{M} \sum_{i=1}^M \beta_\omega(E_i)A(E_i) \longrightarrow \frac{1}{M} \sum_{i=1}^M \beta_\omega^*(E_{i-1}^m)A(E_i) \quad (50)$$

significantly reduces the incidence of such undesirable errors.

### 3.3 Results and discussions

Results of extensive MC calculations by using the extended version of Metropolis importance sample (hereafter referred to as extended MIS) are shown in FIG.2. We are limited to consider here the 2D Potts models with  $L = 25$  for several



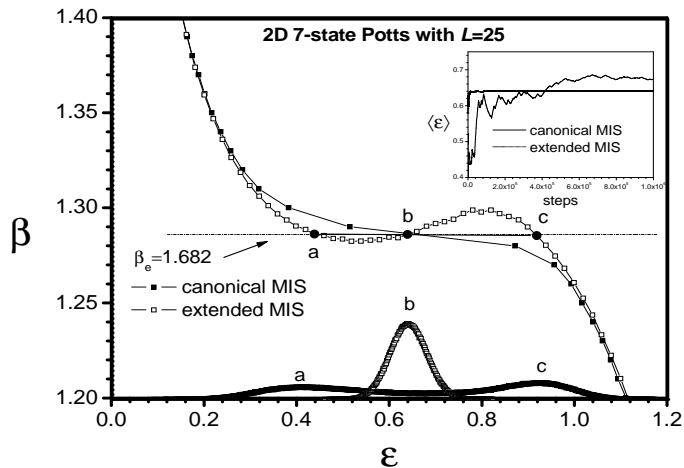


Figure 3: Comparison between the caloric curves of the 2D 7-state Potts model with  $L = 25$  obtained from MC simulations by using the canonical Metropolis importance sample (canonical MIS) and its extended version (extended MIS). The distribution functions as well as the evolution of the average system energy  $\langle \epsilon \rangle$  shown in the inset panel correspond to MC runs by using these methods with  $\beta_e = 1.682$ . See the text for further explanations.

values of  $q$ , where each point of these curves has been obtained from a MC run with  $10^6$  steps. While the microcanonical curvature curve  $\kappa(\epsilon)$  for the case  $q = 4$  only slightly touches the horizontal line with  $\kappa = 0$ , the other cases with  $q > 4$  clearly exhibit negative values  $\kappa(\epsilon) < 0$ , that is, macrostates with negative heat capacities  $C < 0$ . This last observation evidences that the 2D Potts model with  $q = 4$  undergoes a continuous phase transition, while the phase transition is discontinuous (first-order) for those cases with  $q > 4$  [28].

As expected, the anomalous macrostates with  $C < 0$  cannot be accessed by using the ordinary Metropolis importance sample (hereafter referred to as canonical MIS). This limitation is explicitly shown in FIG.3 for the particular case of the 2D 7-state Potts model. These results constitute a simple exemplification of the schematic behavior represented in FIG.1. For a better understanding, we also show here the corresponding energy distribution functions and the dynamical evolutions of the average system energy  $\langle \epsilon \rangle$  (inset panel) obtained from MC runs by considering both canonical MIS and extended MIS algorithms with  $\beta_e = 1.682$ .

The stationary macrostates at  $\epsilon_a$  and  $\epsilon_c$  derived from the intersection of the microcanonical curve  $\beta(\epsilon)$  and the bath inverse temperature  $\beta_B = \beta_e = 1.682$  are thermodynamically stable within the canonical ensemble. Consequently, the canonical energy distribution function is bimodal and its peaks are related to the coexisting phases. As consequence of such bimodality, the system energy exhibits eventual random transitions between the coexisting peaks, which lead

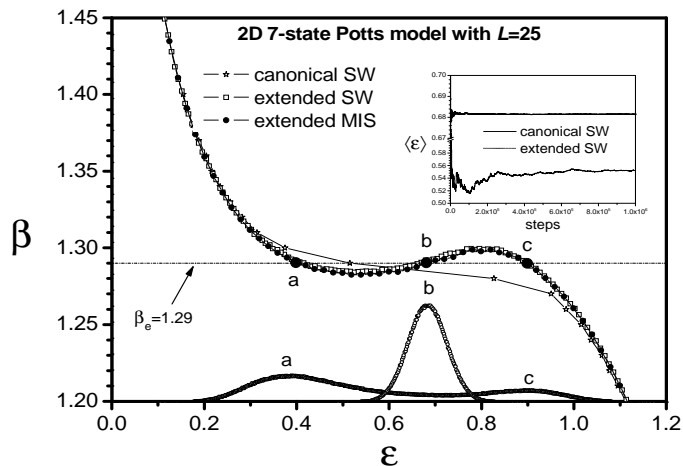


Figure 4: Comparison among the caloric curves of the 2D 7-state Potts model with  $L = 25$  obtained from MC simulations using the canonical Swendsen-Wang clusters algorithm (canonical SW) and its extended version (extended SW), as well as the extended Metropolis importance sample method (extended MIS). The energy distribution functions and the dynamical evolution of the average system energy  $\langle \epsilon \rangle$  shown in the inset panel correspond to MC runs by using the above clusters algorithms with  $\beta_e = 1.29$ .

to a slow equilibration of the corresponding average energy  $\langle \epsilon \rangle$  (inset panel).

The thermodynamic behavior radically changes when this system is put in a thermodynamic situation with non-vanishing correlated fluctuations  $\langle \delta\beta_\omega \delta E \rangle \neq 0$ , which is implemented here by considering a dependence  $\beta_\omega(\epsilon) = \beta_e + \lambda(\epsilon - \epsilon_e)$ , where  $\beta_e = 1.682$ ,  $\lambda = \lambda_{\text{opt}}(\kappa_b) \neq 0$  and  $\epsilon_e = \epsilon_b$ , with  $\kappa_b$  being the curvature at the stationary point  $\epsilon_b$  located within the anomalous region with  $C < 0$ . The canonically stable stationary points  $\epsilon_a$  and  $\epsilon_c$  become thermodynamically unstable and their corresponding peaks disappear from the energy distribution function. Conversely, the canonically unstable stationary point  $\epsilon_b$  now becomes thermodynamically stable, and its position determines the maximum of the only peak of the energy distribution function. Once the bimodal character of the energy distribution function is suppressed, the average system energy  $\langle \epsilon \rangle$  shows fast convergence towards its equilibrium value  $\epsilon_b$  (inset panel).

A comparative study of a 2D 7-state Potts model with  $L = 25$  by using the Swendsen-Wang cluster algorithm is shown in FIG.4. Although the canonical Swendsen-Wang method (hereafter referred to as canonical SW) is more efficient than the canonical MIS, it is unable to describe the existence of an anomalous region with  $C < 0$  and suffers from a slow relaxation in this kind of situation, as it is clearly shown in FIG.4. Such limitations are circumvented by using its extended version (hereafter referred to as extended SW). As the previously discussed example, the extended SW algorithm eliminates the bimodality of the

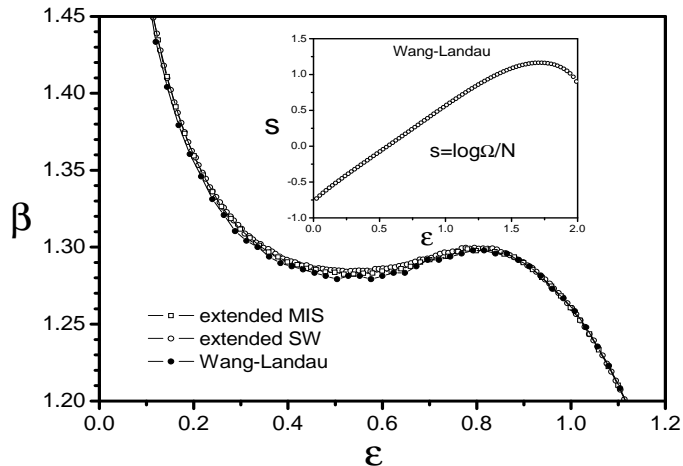


Figure 5: Comparative study between the extended MIS and SW algorithms with the known Wang-Landau sampling method. Despite of the relative good agreement, one can appreciate some small discrepancies, which could be mainly associated with size effects.

energy distribution function for  $\beta_e = 1.29$  and leads to a fast convergence of the average energy per particle along the simulation. Note also the remarkable agreement between the extended MIS and extended SW algorithms despite the latter one does not fulfil the detailed balance condition (39). This is a clear evidence that a suitable approximation of the inverse temperature  $\beta_w^*$  of Eq.(42) is enough to provide a precise estimation of the microcanonical caloric curve  $\beta(E)$  as long as the system size is sufficiently large.

The comparison among the above extended canonical MC algorithms and the known Wang-Landau sampling method [18] is shown in FIG.5. Although these results exhibit very good consistency, one can note small but appreciable discrepancies within the anomalous region with  $C < 0$ . These relative differences are naturally expected due to two reasons. Firstly, a direct numerical differentiation of the entropy  $S = \log \Omega$  (inset panel) obtained from the Wang-Landau method enhances the underlying statistical errors of its MC calculation, and therefore, the final result crucially depends on how one defines this mathematical operation for this discrete observable. On the other hand, the work equation (25) is supported by the Gaussian character of the energy distribution function  $\rho(\epsilon)$ , which arises as an asymptotic distribution when the system size  $N$  is sufficiently large. Clearly, the distribution function undergoes small deviations from the Gaussian shape when  $N$  is not as large. We shall show in a forthcoming paper that these size effects can be taken into account to improve the precision of some extended canonical MC algorithms.

Overall, it is important to remark that the present proposal is focussed on the solution of the slow sampling problems observed in large-scale canonical MC

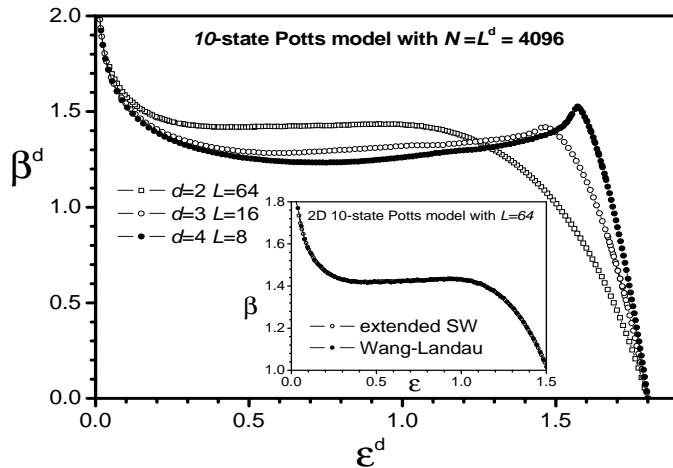


Figure 6: Microcanonical caloric curves of the 10-state Potts models for lattice dimensions  $d = (2, 3, 4)$  with a fixed number of lattice sites  $N = L^d = 4096$ , which were obtained from MC simulations by using the extended SW algorithm with  $2 \times 10^4$  MC steps for each calculated point. The plot is performed in terms of the re-scaled variables  $\epsilon^d = 2\epsilon/d$  and  $\beta^d = \beta d/2$ . Inset: Comparison between extended SW and Wang-Landau method for the 2D 10-state Potts model with  $L = 64$ .

simulations, that is, in systems undergoing a temperature driven discontinuous phase transition with sizes sufficiently large to support the Gaussian approximation. In particular, the previous extended canonical MC algorithms can be useful to study Potts models with many spin states and higher dimensions, as the cases shown in FIG.6, where we illustrate the caloric curves derived from MC simulations by using the extended SW algorithm for  $q = 10$ ,  $d = (2, 3, 4)$ , and a fixed number of lattice sites  $N = L^d = 4096$ . The comparative study case with the Wang-Landau method shown in the inset panel allows us to verify that the agreement between these methods is more significant with the increasing of  $N$ .

To quantitatively characterize the efficiency of the previously discussed extended canonical MC methods, one should obtain the *decorrelation time*  $\tau$ , that is, the minimum number of MC steps needed to generate effectively independent, identically distributed samples in the Markov chain. Its calculation is performed here by using the expression:

$$\tau = \lim_{M \rightarrow \infty} \tau_M = \lim_{M \rightarrow \infty} \frac{M \cdot \text{var}(\epsilon_M)}{\text{var}(\epsilon_1)}, \quad (51)$$

where  $\text{var}(\epsilon_M) = \langle \epsilon_M^2 \rangle - \langle \epsilon_M \rangle^2$  is the variance of  $\epsilon_M$ , which is defined as the arithmetic mean of the energy per particle  $\epsilon$  over  $M$  samples (consecutive MC

steps):

$$\varepsilon_M = \frac{1}{M} \sum_{i=1}^M \varepsilon_i. \quad (52)$$

This quantity is calculated for the particular MC runs considered in FIG.3 and FIG.4. This study allows us to verify that the use of a variable dependence  $\beta_\omega(\varepsilon)$  instead of a constant parameter  $\beta_B$  enables the reduction of the decorrelation time of the Metropolis importance sample from  $\tau \simeq 450$  to  $\tau \simeq 80$ . The improvement is even more significant for the Swendsen-Wang clusters algorithm, which experiences a reduction of the decorrelation time from  $\tau \simeq 300$  to  $\tau \simeq 12.2$ .

Let us now analyze the behavior of the decorrelation time  $\tau$  with the increasing system size  $N = L^d$  at the inverse temperature  $\beta_c$  of the first-order phase transition. Such a study demands the performance of preliminary calculations of the quantity  $\beta_c$  due to its underlying dependence on the system size  $N$ . For computational limitations, we decide to restrict our analysis for the case of 2D 10-state Potts model with  $L = (8, 16, 32, 64)$ , whose results are shown in FIG.7. The entropy per particle  $s(\varepsilon)$  was obtained from the second-order approximation of the power-expansion  $\Delta s = \beta \Delta \varepsilon - \frac{1}{2} \kappa \Delta \varepsilon^2$ , which allows us a direct calculation of this thermodynamic function through the inverse temperature  $\beta$  and curvature  $\kappa$ . These numerical results are shown in panel b) of FIG.7, or more exactly, the quantity  $s^*(\varepsilon) = s(\varepsilon) - \beta_c \varepsilon - s_0$ , with  $s_0$  being a suitable constant, which allows us to appreciate better the *convex intruder* of the entropy accounting for the existence of macrostates with  $C < 0$ . The mathematical form of this last anomaly enables the acquisition of the latent heat  $q_L = \varepsilon_3 - \varepsilon_1$  and the entropy-loss per particle  $\Delta s_{surf}$  associated with the existence of *surface correlations* [3], and  $(\varepsilon_1, \varepsilon_2, \varepsilon_3)$  represent the three stationary points where the caloric curve  $\beta(\varepsilon)$  takes the value of the phase transition inverse temperature  $\beta_c$ . It worth to clarify that the critical value  $\beta_c$  is simply the point of discontinuity of the first derivative of the Planck thermodynamic potential  $p(\beta)$  estimated from the microcanonical entropy  $s(\varepsilon)$  via the Legendre's transformation:

$$p(\beta) = \min_E [\beta \varepsilon - s(\varepsilon)]. \quad (53)$$

In fact, once obtained the microcanonical entropy  $S(E)$ , one can calculate any thermo-statistical quantity by using the canonical distribution function:

$$dp(E|\beta) = A e^{-\beta E + S(E)} dE. \quad (54)$$

Relevant physical observables and thermodynamic parameters derived from this type of analysis are summarized in Table 1.

Results of extensive calculations of dependencies of the decorrelation time  $\tau$  *versus* the system size  $N$  at the point of phase transition  $\beta_c$  are shown in FIG.8. It is clearly evident that the extended MC methods are always much more efficient than their respective canonical counterparts. In particular, the extended SW method reduces the exponential growth of the decorrelation time  $\tau$  with  $N$

$L$	8	16	32	64
$\beta_c$	1.415	1.422	1.424	1.426
$\varepsilon_1$	0.319	0.319	0.321	0.329
$\varepsilon_2$	0.767	0.755	0.737	0.719
$\varepsilon_3$	1.165	1.114	1.074	1.049
$q_L$	0.846	0.795	0.753	0.72
$\Delta_{surf} \times 10^3$	72	5.6	3.1	1.7

Table 1: Dependence of some physical observables and thermodynamic parameters of the 2D 10-states Potts model with the increasing lattice size  $L$ .

to a weak power-law dependence  $\tau \propto N^\alpha$  with  $\alpha = 0.2$ . As expected, the extended MIS is less efficient than the extended SW. However, the  $N$ -dependence of its corresponding decorrelation time  $\tau$  does not differ in a significant way from the one associated with the cluster algorithm. Since the calculation of the decorrelation time  $\tau$  of the canonical MC methods demands very large MC runs, we use the  $1/M$  extrapolation in order to obtain some rough estimates of the non-equilibrated points.

According to Berg [29], the multicanonical method and its variant are able to reduce the exponential divergence of the decorrelation time  $\tau$  to a power dependence with typical exponent  $\alpha = 2 - 2.5$ . Although such a power-law behavior accounts for a less efficient convergence than the one achieved by using present proposal, it is important to remark that the multicanonical methods possibilities an effective exploration of the entire energy region in a single MC run. Conversely, our methodology only explores a small energy region ( $\varepsilon_e - \sigma, \varepsilon_e + \sigma$ ) with a typical width  $\sigma \sim 1/\sqrt{N}$ , so that, a minimum of  $n \propto \sqrt{N}$  MC runs are required to study the same energy range of multicanonical methods. Thus, the size dependence the number of MC samples  $M$  can be estimated by considering the number of MC runs  $n$  and the decorrelation time  $\tau$  as follows:

$$M \sim n\tau \sim N^{\alpha^*}, \quad (55)$$

which leads to the effective exponent  $\alpha^* \simeq 0.7$ . Such an effective power-law growth still considers a more efficient convergence rate than the one associated with multicanonical methods, overall, when one also takes into account the fact that these re-weighting techniques demand a preliminary reconstruction of the probabilistic weight  $\omega(E)$ , which is a procedure that consumes a significant fraction of the available computational resources.

Let us finally reconsider the question about the optimal value of the coupling constant  $\lambda$  that allows to achieve the best efficiency by using an extended canonical MC algorithm. An example of such a study is shown in FIG.9, where we illustrate the behavior of the decorrelation time  $\tau$  and the total dispersion  $\Delta_T^2 = (\Delta E)^2/N + N(\Delta\beta_\omega)^2$  for positive values of the coupling constant  $\lambda$ . The data was obtained from MC simulations of the 2D 10-state Potts model with  $L = 32$  by using the extended SW clusters algorithm with environment inverse

temperature  $\beta_\omega(\varepsilon) = \beta_e + \lambda(\varepsilon - \varepsilon_b)$ , whose parameters  $\beta_e = \beta_c$  and  $\varepsilon_e = \varepsilon_2$  in order to access the canonically unstable stationary macrostate  $\varepsilon_2$  located within the anomalous region with  $C < 0$  at the point of the first-order phase transition  $\beta_c$ .

As expected, the decorrelation time  $\tau$  and the total dispersion  $\Delta_T^2$  show large values when the coupling constant  $\lambda$  is close to zero as a consequence of the imposition of the external conditions associated with the canonical ensemble (1), where take place thermodynamic instability of the macrostates with  $C < 0$  and the bimodal character of the energy distribution function  $\rho(\varepsilon)$ . The increase of the coupling parameter  $\lambda$  for values that obeys the condition (33) produces a progressive reduction of the energy dispersion  $\Delta E$  in Eq.(32). This last behavior leads to a reduction of the decorrelation time  $\tau$  due to the MC sampling performs a faster exploration for a smaller energetic region. However, the decorrelation time  $\tau$  starts to grow after reach its minimum value at a certain  $\lambda_\tau$  since the system configurations  $X$  cannot be modified in an appreciable way by the MC sampling if the energy is only allowed to undergo too small changes around its equilibrium value.

For a general case of the environment inverse temperature (29) with  $\lambda \neq 0$ , both the system fluctuating behavior and the decorrelation time depend on the particular value of the coupling constant  $\lambda$ . In such cases, the efficiency of an extended canonical MC method can be evaluated throughout the minimal number of MC steps needed to achieve a certain precision in the calculation of a given thermo-statistical observable. The statistical error  $\delta\varepsilon$  associated with a set of  $n$  independent outcomes  $\{x_i, i = 1, ..n\}$  can be estimated from the standard deviation  $\sigma$  as  $\delta\varepsilon^2 = \sigma^2/n$ . In MC calculations, independent samples are only obtained after considering a number of MC steps equal to the decorrelation time  $\tau$ . Thus, the number of MC steps  $S$  needed to obtain an estimation of a given point  $(\varepsilon, \beta)$  of the caloric curve with a precision  $\sqrt{\delta\varepsilon^2 + \delta\beta^2} < \delta a$  can be evaluated in terms of the decorrelation time  $\tau$ , the total dispersion  $\Delta_T^2$  and the system size  $N$  as follows:

$$S = \frac{\tau \Delta_T^2}{N \delta a^2} \equiv \frac{\eta}{N \delta a^2}. \quad (56)$$

The quantity  $\eta = \tau \Delta_T^2$  could be referred to as the *efficiency factor*. Clearly, a *dynamic criterion* in order to provide an optimal value of the coupling constant  $\lambda$  to achieve the best efficiency by using this kind of MC calculations is given by minimizing the efficiency factor  $\eta$ .

According to the data shown in FIG.9, the value of the coupling constant  $\lambda_\eta$  corresponding to the minimum of the efficiency factor  $\eta$  is located within the interval between the position of the minimum  $\lambda_\tau$  of the decorrelation time  $\tau$  and the minimum  $\lambda_s$  of the total dispersion  $\Delta_T^2$ ,  $\lambda \in [\lambda_s, \lambda_\tau]$ . Remarkably, the efficiency factor  $\eta$  does not change in a significant way within this last interval. By considering this last observation and the fact that the calculation of the correlation time  $\tau$  demands extensive calculations, one can realize that the value of the coupling constant  $\lambda_s$  corresponding to the minimum of the total dispersion  $\Delta_T^2$ , Eq.(35), provides a good value in order to perform a very efficient

MC calculation of the caloric curve by using extended canonical algorithms. In general, it is always convenient to keep as small as possible the value of the coupling constant  $\lambda$ . Indeed, the statistical error  $\epsilon$  involved in the MC calculation of the standard deviation  $\sigma_e^2 \equiv (\Delta E)^2/N$  considered to obtain the system curvature  $\kappa = \beta^2 N/C$  from Eq.(31) leads to the existence of a statistical error  $\delta\kappa \sim (\lambda+1)(\lambda+\kappa)\epsilon$ , which grows with the increase of the coupling constant  $\lambda$ .

## 4 Final remarks

We have shown that conventional Monte Carlo methods based on the consideration of the Gibbs canonical ensemble (1) can be easily extended in order to capture the existence of an anomalous regime with negative heat capacities and avoid the incidence of the super-critical slowing down. The key ingredient is to replace the use of a bath with an infinite heat capacity by an environment with a finite heat capacity that obeys Thirring's constrain (22). Such an equilibrium situation, characterized by the existence of non-vanishing correlations  $\langle \delta\beta_\omega \delta E \rangle \neq 0$ , is inspired on the generalized equilibrium fluctuation-dissipation relation (2), which allows to introduce several improvements to the methodology of Gerling and Hüller based on the consideration of the dynamical ensemble (26).

The way to introduce an environment with a variable inverse temperature  $\beta_\omega$  depends on the own features of each canonical Monte Carlo method, although such a question seems not to be a difficult problem in the case of classical algorithms. While it could be desirable that the implementation of this kind of methodology obeyed the detailed balance condition (39), the application examples considered in the section 3 show that one can still obtain a good MC estimation of the microcanonical caloric curve  $\beta(E)$  without fulfilling the detailed balance as long as the system under analysis be sufficiently large.

Before concluding this section, it is worthwhile to mention that Eq.(2) constitutes a particular case of a more general equilibrium fluctuation-dissipation theorem, which accounts for the system fluctuating behavior in a thermodynamic situation characterized by the incidence of several control parameters [30]. Roughly speaking, this theorem provides a general extension of some other well-known fluctuation relations such as the one involving the isothermal magnetic susceptibility and magnetization fluctuations of a magnetic system,  $\chi_T = \beta \langle \delta M^2 \rangle$ , or the isothermal compressibility and volume fluctuations of a fluid system,  $V K_T = \beta \langle \delta V^2 \rangle$ , which are compatible with the existence of anomalous response functions, e.g., negative isothermal susceptibilities  $\chi_T < 0$  or negative isothermal compressibilities  $K_T < 0$ . Clearly, this general theorem suggests a direct extension of the present methodology in order to enhance MC methods based on the so-called Boltzmann-Gibbs distributions:

$$dp_{BG}(E, X) = \frac{1}{Z(\beta, Y)} \exp[-\beta(E + YX)] dE dX \quad (57)$$



to account for the existence of macrostates with anomalous response functions.

## Acknowledgments

It is a pleasure to acknowledge partial financial support by FONDECYT 3080003. L.Velazquez also thanks the partial financial support by the project PNCB-16/2004 of the Cuban National Programme of Basic Sciences.

## References

- [1] T. Padmanabhan, *Physics Reports* **188**, 285 (1990).
- [2] D. Lynden-Bell, *Physica A* **263**, 293 (1999).
- [3] D. H. E. Gross, *Microcanonical thermodynamics: Phase transitions in Small systems, 66 Lectures Notes in Physics*, (World scientific, Singapore 2001).
- [4] D. H. E. Gross and M. E. Madjet, *Z. Phys.* **B 104** (1997) 521.
- [5] L.G. Moretto, R. Ghetti, L. Phair, K. Tso, G.J. Wozniak, *Phys. Rep.* **287** (1997) 250.
- [6] M. D'Agostino, F. Gulminelli, P. Chomaz, M. Bruno, F. Cannata, R. Bougault, F. Gramagna, I. Iori, N. Le Neindre, G.V. Margagliotti, A. Moroni and G. Vannini, *Phys. Lett.* **B 473** (2000) 219.
- [7] P. D. Landau and K. Binder, *A guide to Monte Carlo simulations in Statistical Physics* (Cambridge Univ Press, 2000).
- [8] L. Velazquez and S. Curilef, *J. Phys. A: Math. Theor.* **42**, 095006 (2009).
- [9] L. Velazquez and S. Curilef, *J. Stat. Mech.* P03027 (2009).
- [10] N. Metropolis, A. W. Rosenbluth, M. N. Rosenbluth, A. H. Teller and E. Teller, *J. Chem. Phys.* **21**, 1087 (1953).
- [11] W. K. Hastings, *Biometrika* **57**, 97 (1970).
- [12] R.H. Swendsen and J.-S. Wang, *Phys. Rev. Lett.* **58**, 86 (1987).
- [13] J. -S. Wang, R. H. Swendsen and R. Kotecký, *Phys. Rev. Lett.* **63**, 1009 (1989).
- [14] U. Wolff, *Phys. Rev. Lett.* **62**, 361 (1989).
- [15] W. Thirring, *Quantum Mechanics of large systems* (Springer, 1980) Ch. 2.3.
- [16] J. Viana Lopes *et al*, *Phys. Rev. E* **74**, 046702 (2006).

- [17] B. Berg and T. Neuhaus, Phys. Lett. B **267**, 249 (1991); Phys. Rev. Lett. **68**, 9 (1992).
- [18] F. Wang and D. P. Landau, Phys. Rev. Lett. **86**, 2050 (2001); Phys. Rev. E **64**, 056101 (2001).
- [19] A. Gerling and R. W. Hüller, Z. Phys. B **90**, 207 (1993).
- [20] M. S. S. Challa and J. H. Hetherington in *Computer Simulation Studies in Condensed Matter Physics I*, Eds. D.P. Landau, K. K. Mon and H.-B. Schüttler (Springer, Heidelberg, 1988).
- [21] J. H. Hetherington, J. Low Temp. Phys. **66**, 145 (1987).
- [22] R.G. Edwards and A.D. Sokal, Phys. Rev. D **38**, 2009 (1988).
- [23] F. Niedermayer, Phys. Rev. Lett. **61**, 2026 (1988).
- [24] H.G. Evertz, M. Hasenbusch, M. Marcu, K. Pinn and S. Solomon, Phys. Lett. B **254**, 185 (1991).
- [25] M. Hasenbusch, M. Marcu and K. Pinn, Physica A **211**, 255 (1994).
- [26] C. Dress and W. Krauth, J. Phys. A **28**, L597 (1995).
- [27] J.W. Liu and E. Luijten, Phys. Rev. Lett. **92**, 035504 (2004).
- [28] F.Y. Wu, Rev. Mod. Phys. **54**, 235 (1982).
- [29] B. A. Berg, in *Proceedings of the International Conference on Multiscale Phenomena and Their Simulations*, Bielefeld, Oct. 1996, Eds. F. Karsch, B. Monien and H. Satz (World Scientific, Singapore, 1997).
- [30] L. Velazquez and S. Curilef, *Equilibrium fluctuation-dissipation relations: A generalization compatible with macrostates with anomalous response functions*, Submitted to J. Stat. Phys. (2009).

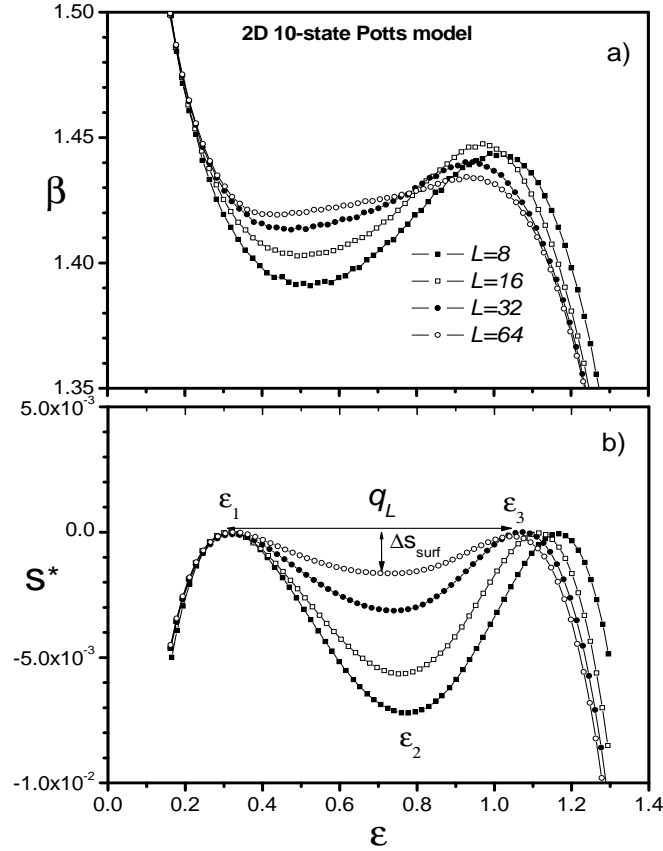


Figure 7: Study of the thermodynamic behavior of the 2D 10-state Potts model for different lattice sizes  $L$ : Panel a) microcanonical caloric curves  $\beta(\epsilon)$ , Panel b) microcanonical entropy plotted in term of the quantity  $s^*(\epsilon) \equiv s(\epsilon) - \beta_c \epsilon - s_0$  in order to reveal the *convex intruder* associated with the existence of surface correlations.

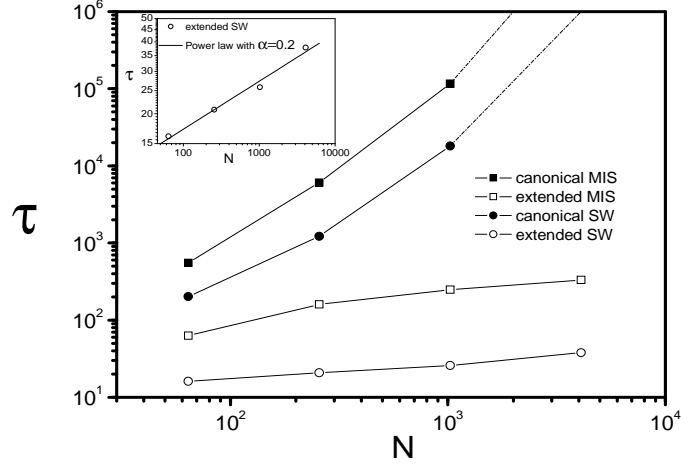


Figure 8: Dependencies of the decorrelation time  $\tau$  versus the system size  $N$  at the point of first-order phase transition  $\beta_c$  for different MC methods considered in the study of the  $2D$  10-state Potts model. Inset panel: A more detailed plot for the decorrelation time of the extended SW method, which clearly shows a weak power-law dependence  $\tau \propto N^\alpha$  with  $\alpha = 0.2$ .

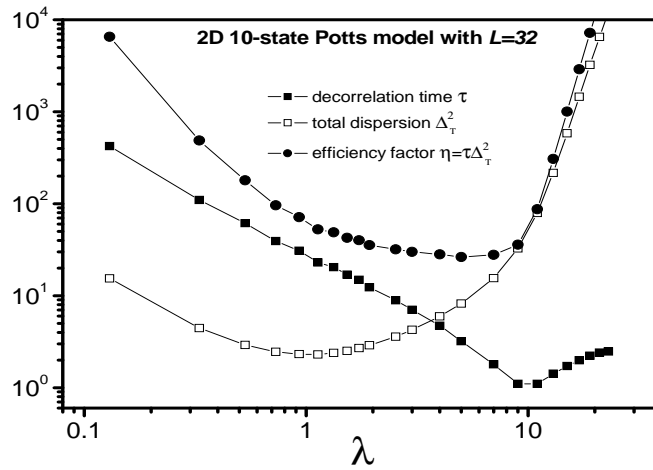


Figure 9: Dependence of the decorrelation time  $\tau$ , the total dispersion  $\Delta_T^2$  and the efficiency factor  $\eta = \tau\Delta_T^2$  on the coupling constant  $\lambda$  obtained from MC simulations of the  $2D$  10-state Potts model with  $L = 32$  by using the extended SW clusters algorithm. See the text for further explanations.