

Feynman graph polynomials

Christian Bogner¹ and Stefan Weinzierl²

¹ *Institut für Theoretische Teilchenphysik und Kosmologie, RWTH Aachen,
D - 52056 Aachen, Germany*

² *Institut für Physik, Universität Mainz,
D - 55099 Mainz, Germany*

Abstract

The integrand of any multi-loop integral is characterised after Feynman parametrisation by two polynomials. In this review we summarise the properties of these polynomials. Topics covered in this article include among others: Spanning trees and spanning forests, the all-minors matrix-tree theorem, recursion relations due to contraction and deletion of edges, Dodgson's identity and matroids.

1 Introduction

In this review we discuss Feynman graph polynomials. Let us first motivate the interest in these polynomials. The Feynman graph polynomials are of interest from a phenomenological point of view as well as from a more mathematical perspective. We start with the phenomenological aspects: For the practitioner of perturbative loop calculations the integrand of any multi-loop integral is characterised after Feynman parametrisation by two polynomials. These two polynomials, which are called the first and the second Symanzik polynomial, can be read off directly from the Feynman graph and are the subject of this review. They have many special properties and these properties can be used to derive algorithms for the computation of loop integrals.

In recent years the graph polynomials have received additional attention from a more formal point of view [1–29]. Feynman integrals are now considered as non-trivial examples of mixed Hodge structures and motives. The zero sets of the graph polynomials play a crucial role in this setting.

Graph polynomials have a long history dating back to Kirchhoff [30]. There are well-established books on this subject [31–36]. However the field has evolved, new insights have been added and old results have been re-discovered. As a consequence the available information is scattered over the literature. What is missing is a concise summary of the properties of these polynomials. With this review we hope to fill this gap. We have tried to make this article accessible both to the phenomenological oriented physicist interested in loop calculations as well as to the mathematician interested in the properties of Feynman integrals. In addition we include in a few places results which are new and cannot be found in the literature.

This review is organised as follows: In the next section we recall some basic facts about multi-loop Feynman integrals. We introduce the two polynomials associated to a Feynman graph and give a first method for their computation. Sect. 3 is devoted to the singularities of a Feynman integral. There are two aspects to it. If we fix the external momenta and take them to lie in the Euclidean region the singularities of the Feynman integral after integration are of ultraviolet or infrared origin. They arise – apart from a possible overall ultraviolet divergence – from the regions in Feynman parameter space where one of the two graph polynomials vanishes. For the second aspect we give up the restriction on the Euclidean region and view the Feynman integral as a function of the external momenta. As we vary the external momenta, additional threshold singularities may arise. Necessary conditions for them are given by Landau’s equations. In sect. 4 we start to introduce concepts of graph theory and define for a graph its spanning trees and spanning forests. These concepts lead to a second method for the computation of the graph polynomials, such that the two graph polynomials can be directly read off from the topology of the graph. Sect. 5 introduces the Laplacian of a graph and states the matrix-tree theorem. This in turn provides a third method for the computation of the two graph polynomials. This method is well suited for computer algebra, as it involves just the computation of a determinant of a matrix. The matrix is easily constructed from the data defining the graph. In sect. 6 the two operations of deleting and contracting an edge are studied in detail. This leads to a fourth and recursive method for the computation of the two graph polynomials. In addition we discuss in this section the multivariate Tutte polynomial and Dodgson’s identity. Sect. 7 is devoted to the dual of a (planar) graph. The Kirchhoff polynomial and the first Symanzik polynomial exchange their role

when going from a graph to its dual. Sect. 8 is of a more formal character. We introduce matroids, which provide a natural generalisation of graphs. Within matroid theory, some things are simpler: For example there is always the dual of a matroid, whereas for graphs we were restricted to planar graphs. Matroid theory provides in addition an answer to the question under which conditions two topologically different graphs have the same Kirchhoff polynomial. Finally, sect. 9 contains our conclusions.

2 Feynman integrals

In this section we recall some basic facts about multi-loop Feynman integrals. We introduce the two polynomials associated to a Feynman graph and give a first method for their computation. We will work in a space-time of D dimensions. To set the scene let us consider a scalar Feynman graph G with m external lines and n internal lines. Fig. 1 shows an example. In this example there are four external lines and seven internal lines. The momenta flowing in or out through the external lines are labelled p_1, p_2, p_3 and p_4 and can be taken as fixed D -dimensional vectors. They are constrained by momentum conservation: If all momenta are taken to flow outwards, momentum conservation requires that

$$p_1 + p_2 + p_3 + p_4 = 0. \quad (1)$$

At each vertex of a graph we have again momentum conservation: The sum of all momenta flowing into the vertex equals the sum of all momenta flowing out of the vertex.

A graph, where the external momenta determine uniquely all internal momenta is called a tree graph. It can be shown that such a graph does not contain any closed circuit. In contrast, graphs which do contain one or more closed circuits are called loop graphs. If we have to specify besides the external momenta in addition l internal momenta in order to determine uniquely all internal momenta we say that the graph contains l loops. In this sense, a tree graph is a graph with zero loops and the graph in fig. 1 contains two loops. In more mathematical terms the number l is known as the cyclomatic number or the first Betti number of the graph. Let us agree that we label the l additional internal momenta by k_1 to k_l . In the example of fig. 1 there are two independent loop momenta. We can choose them to be $k_1 = q_3$ and $k_2 = q_6$. Then all other internal momenta are expressed in terms of k_1, k_2 and the external momenta p_1, \dots, p_4 :

$$\begin{aligned} q_1 &= k_1 - p_1, & q_2 &= k_1 - p_1 - p_2, & q_4 &= k_1 + k_2, \\ q_5 &= k_2 - p_3 - p_4, & q_7 &= k_2 - p_4. \end{aligned} \quad (2)$$

In general, each momentum flowing through an internal line is given as a linear combination of the external momenta p and the loop momenta k with coefficients $-1, 0$ or 1 :

$$q_i = \sum_{j=1}^l \lambda_{ij} k_j + \sum_{j=1}^m \sigma_{ij} p_j, \quad \lambda_{ij}, \sigma_{ij} \in \{-1, 0, 1\}. \quad (3)$$

We associate to a Feynman graph the Feynman integral

$$I_G = (\mu^2)^{v-ID/2} \int \prod_{r=1}^l \frac{d^D k_r}{i\pi^{D/2}} \prod_{j=1}^n \frac{1}{(-q_j^2 + m_j^2)^{v_j}}, \quad v = \sum_{j=1}^n v_j. \quad (4)$$

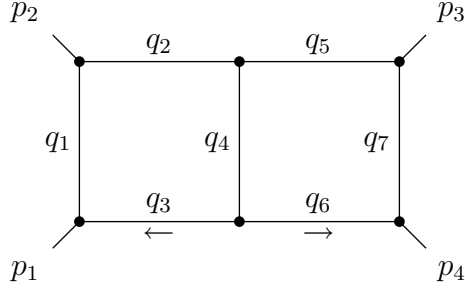


Figure 1: The “double box”-graph: A two-loop Feynman diagram with four external lines and seven internal lines. The momenta flowing out along the external lines are labelled p_1, \dots, p_4 , the momenta flowing through the internal lines are labelled q_1, \dots, q_7 .

This Feynman integral depends on the Feynman graph G and the external momenta p . The graph G together with the independent loop momenta k and the external momenta p fixes all internal momenta according to eq. (3). In addition I_G depends on the masses m_j of the particles corresponding to the internal line j , as well as integer numbers \mathbf{v}_j , specifying the power to which each propagator is raised. The parameter μ is an arbitrary mass scale. We have multiplied the integral with a factor $(\mu^2)^{\mathbf{v}-lD/2}$, this ensures that I_G is dimensionless.

How to perform the integration over the loop momenta? The first step is to convert the products of propagators into a sum. This can be done with the Feynman parameter technique. In its full generality it is also applicable to cases, where each factor in the denominator is raised to some power \mathbf{v}_j . The formula reads:

$$\prod_{j=1}^n \frac{1}{P_j^{\mathbf{v}_j}} = \frac{\Gamma(\mathbf{v})}{\prod_{j=1}^n \Gamma(\mathbf{v}_j)} \int_{x_j \geq 0} d^n x \delta(1 - \sum_{j=1}^n x_j) \frac{\left(\prod_{j=1}^n x_j^{\mathbf{v}_j - 1} \right)}{\left(\sum_{j=1}^n x_j P_j \right)^{\mathbf{v}}}, \quad \mathbf{v} = \sum_{j=1}^n \mathbf{v}_j. \quad (5)$$

We use this formula with $P_j = -q_j^2 + m_j^2$. Applied to eq. (4) we have

$$\sum_{i=1}^n x_i P_i = \sum_{i=1}^n x_i (-q_i^2 + m_i^2). \quad (6)$$

Now one can use translational invariance of the D -dimensional loop integrals and shift each loop momentum k_r to complete the square, such that the integrand depends only on k_r^2 . Then all D -dimensional loop integrals can be performed. As the integrals over the Feynman parameters still remain, this allows us to treat the D -dimensional loop integrals for Feynman parameter integrals. One arrives at the following Feynman parameter integral [37]:

$$I_G = \frac{\Gamma(\mathbf{v} - lD/2)}{\prod_{j=1}^n \Gamma(\mathbf{v}_j)} \int_{x_j \geq 0} d^n x \delta(1 - \sum_{i=1}^n x_i) \left(\prod_{j=1}^n dx_j x_j^{\mathbf{v}_j - 1} \right) \frac{\mathcal{U}^{\mathbf{v} - (l+1)D/2}}{\mathcal{F}^{\mathbf{v} - lD/2}}. \quad (7)$$

The functions \mathcal{U} and \mathcal{F} depend on the Feynman parameters x_j . If one expresses

$$\sum_{j=1}^n x_j (-q_j^2 + m_j^2) = - \sum_{r=1}^l \sum_{s=1}^l k_r M_{rs} k_s + \sum_{r=1}^l 2k_r \cdot Q_r + J, \quad (8)$$

where M is a $l \times l$ matrix with scalar entries and Q is a l -vector with four-vectors as entries, one obtains

$$\mathcal{U} = \det(M), \quad \mathcal{F} = \det(M) (J + QM^{-1}Q) / \mu^2. \quad (9)$$

The functions \mathcal{U} and \mathcal{F} are called graph polynomials and are the subject of this review. They are polynomials in the Feynman parameters and – as we will show later – can be derived from the topology of the underlying graph. The polynomials \mathcal{U} and \mathcal{F} have the following properties:

- They are homogeneous in the Feynman parameters, \mathcal{U} is of degree l , \mathcal{F} is of degree $l + 1$.
- \mathcal{U} is linear in each Feynman parameter. If all internal masses are zero, then also \mathcal{F} is linear in each Feynman parameter.
- In expanded form each monomial of \mathcal{U} has coefficient $+1$.

We call \mathcal{U} the first Symanzik polynomial and \mathcal{F} the second Symanzik polynomial. Eqs. (8) and (9) allow us to calculate these polynomials for a given graph. We will learn several alternative ways to determine these polynomials later, but for the moment it is instructive to go through this exercise for the graph of fig. 1. We will consider the case

$$\begin{aligned} p_1^2 = 0, \quad p_2^2 = 0, \quad p_3^2 = 0, \quad p_4^2 = 0, \\ m_1 = m_2 = m_3 = m_4 = m_5 = m_6 = m_7 = 0. \end{aligned} \quad (10)$$

We define

$$s = (p_1 + p_2)^2 = (p_3 + p_4)^2, \quad t = (p_2 + p_3)^2 = (p_1 + p_4)^2. \quad (11)$$

We have

$$\begin{aligned} \sum_{j=1}^7 x_j (-q_j^2) &= - (x_1 + x_2 + x_3 + x_4) k_1^2 - 2x_4 k_1 \cdot k_2 - (x_4 + x_5 + x_6 + x_7) k_2^2 \\ &+ 2[x_1 p_1 + x_2 (p_1 + p_2)] \cdot k_1 + 2[x_5 (p_3 + p_4) + x_7 p_4] \cdot k_2 - (x_2 + x_5) s. \end{aligned} \quad (12)$$

In comparing with eq. (8) we find

$$\begin{aligned} M &= \begin{pmatrix} x_1 + x_2 + x_3 + x_4 & & x_4 \\ & x_4 & \\ & & x_4 + x_5 + x_6 + x_7 \end{pmatrix}, \\ Q &= \begin{pmatrix} x_1 p_1 + x_2 (p_1 + p_2) \\ x_5 (p_3 + p_4) + x_7 p_4 \end{pmatrix}, \\ J &= (x_2 + x_5) (-s). \end{aligned} \quad (13)$$

Plugging this into eq. (9) we obtain the graph polynomials as

$$\begin{aligned}
\mathcal{U} &= (x_1 + x_2 + x_3)(x_5 + x_6 + x_7) + x_4(x_1 + x_2 + x_3 + x_5 + x_6 + x_7), \\
\mathcal{F} &= [x_2x_3(x_4 + x_5 + x_6 + x_7) + x_5x_6(x_1 + x_2 + x_3 + x_4) + x_2x_4x_6 + x_3x_4x_5] \left(\frac{-s}{\mu^2}\right) \\
&\quad + x_1x_4x_7 \left(\frac{-t}{\mu^2}\right).
\end{aligned} \tag{14}$$

We see in this example that \mathcal{U} is of degree 2 and \mathcal{F} is of degree 3. Each polynomial is linear in each Feynman parameter. Furthermore, when we write \mathcal{U} in expanded form

$$\begin{aligned}
\mathcal{U} &= x_1x_5 + x_1x_6 + x_1x_7 + x_2x_5 + x_2x_6 + x_2x_7 + x_3x_5 + x_3x_6 + x_3x_7 \\
&\quad + x_1x_4 + x_2x_4 + x_3x_4 + x_4x_5 + x_4x_6 + x_4x_7,
\end{aligned} \tag{15}$$

each term has coefficient +1.

3 Singularities

In this section we briefly discuss singularities of Feynman integrals. There are two aspects to it. First we fix the external momenta and take them to lie in the Euclidean region. We may encounter singularities in the Feynman integral. These singularities are of ultraviolet or infrared origin and require regularisation. We briefly discuss how they are related to the vanishing of the two graph polynomials \mathcal{U} and \mathcal{F} . For the second aspect we consider the Feynman integrals as a function of the external momenta, which are now allowed to lie in the physical region. Landau's equations give a necessary condition for a singularity to occur in the Feynman integral as we vary the external momenta.

It often occurs that the Feynman integral as given in eq. (4) or in eq. (7) is an ill-defined and divergent expression when considered in $D = 4$ dimensions. These divergences are related to ultraviolet or infrared singularities. Dimensional regularisation is usually employed to regulate these divergences. Within dimensional regularisation one considers the Feynman integral in $D = 4 - 2\epsilon$ dimensions. Going away from the integer value $D = 4$ regularises the integral. In $D = 4 - 2\epsilon$ dimensions the Feynman integral has a Laurent expansion in the parameter ϵ . The poles of the Laurent series correspond to the original divergences of the integral in four dimensions.

From the Feynman parameter integral in eq. (7) we see that there are three possibilities how poles in ϵ can arise: First of all the Gamma-function $\Gamma(v - lD/2)$ of the prefactor can give rise to a (single) pole if the argument of this function is close to zero or to a negative integer value. This divergence is called the overall ultraviolet divergence.

Secondly, we consider the polynomial \mathcal{U} . Depending on the exponent $v - (l + 1)D/2$ of \mathcal{U} the vanishing of the polynomial \mathcal{U} in some part of the integration region can lead to poles in ϵ after integration. As mentioned in the previous section, each term of the expanded form of the polynomial \mathcal{U} has coefficient +1, therefore \mathcal{U} can only vanish if some of the Feynman parameters are equal to zero. In other words, \mathcal{U} is non-zero (and positive) inside the integration

region, but may vanish on the boundary of the integration region. Poles in ϵ resulting from the vanishing of \mathcal{U} are related to ultraviolet sub-divergences.

Thirdly, we consider the polynomial \mathcal{F} . In an analytic calculation one often considers the Feynman integral in the Euclidean region. The Euclidean region is defined as the region, where all invariants $(p_{i_1} + p_{i_2} + \dots + p_{i_k})^2$ are negative or zero, and all internal masses are positive or zero. The result in the physical region is then obtained by analytic continuation. It can be shown that in the Euclidean region the polynomial \mathcal{F} is also non-zero (and positive) inside the integration region. Therefore under the assumption that the external kinematics is within the Euclidean region the polynomial \mathcal{F} can only vanish on the boundary of the integration region, similar to what has been observed for the the polynomial \mathcal{U} . Depending on the exponent $\nu - lD/2$ of \mathcal{F} the vanishing of the polynomial \mathcal{F} on the boundary of the integration region may lead to poles in ϵ after integration. These poles are related to infrared divergences.

The Feynman integral I_G as given in eq. (7) depends through the polynomial \mathcal{F} on the external momenta p_j . We can also discuss I_G as a function of the p_j 's without restricting the external kinematics to the Euclidean region. Doing so, the region where the polynomial \mathcal{F} vanishes is no longer restricted to the boundary of the Feynman parameter integration region and we may encounter zeros of the polynomial \mathcal{F} inside the integration region. The vanishing of \mathcal{F} may in turn result in divergences after integration. These singularities are called Landau singularities. Necessary conditions for the occurrence of a Landau singularity are given as follows: A Landau singularity may occur if $\mathcal{F} = 0$ and if there exists a subset S of $\{1, \dots, n\}$ such that

$$\begin{aligned} x_i &= 0 \quad \text{for } i \in S \\ \text{and } \frac{\partial}{\partial x_j} \mathcal{F} &= 0 \quad \text{for } j \in \{1, \dots, n\} \setminus S. \end{aligned} \quad (16)$$

The case corresponding to $S = \emptyset$ is called the leading Landau singularity, and cases corresponding to $S \neq \emptyset$ are called non-leading singularities. It is sufficient to focus on the leading Landau singularity, since a non-leading singularity is the leading Landau singularity of a sub-graph of G obtained by contracting the propagators corresponding to the Feynman parameters x_i with $i \in S$.

Let us now consider the leading Landau singularity of a graph G with m external lines. We view the Feynman integral as a function of the external momenta and a solution of the Landau equations is given by a set of external momenta

$$\{p_1, p_2, \dots, p_m\} \quad (17)$$

satisfying momentum conservation and eq. (16). If the momenta in eq. (17) define a one-dimensional sub-space, we call the Landau singularity a normal threshold. In this case all external momenta are collinear. If on the contrary the momenta in eq. (17) define a higher-dimensional sub-space, we speak of an anomalous threshold.

We give a simple example for a Feynman integral with an ultraviolet divergence and a normal threshold. The graph in fig. 2 shows a one-loop two-point function. The internal propagators correspond to particles with mass m . This graph corresponds in $D = 4 - 2\epsilon$ dimensions to the Feynman integral

$$I_G = (\mu^2)^\epsilon \int \frac{d^D k}{i\pi^{\frac{D}{2}}} \frac{1}{(-k^2 + m^2)(-(k-p)^2 + m^2)}. \quad (18)$$

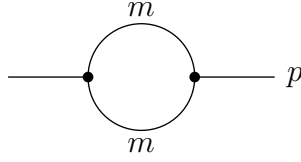


Figure 2: The one-loop two-point function with equal masses. This graph shows a normal threshold for $p^2 = 4m^2$.

Introducing Feynman parameters one obtains the form of eq. (7):

$$I_G = \Gamma(\varepsilon) \int_0^1 dx \left[x(1-x) \left(\frac{-p^2}{\mu^2} \right) + \frac{m^2}{\mu^2} \right]^{-\varepsilon}. \quad (19)$$

This integral is easily evaluated with standard techniques [38]:

$$I_G = \frac{1}{\varepsilon} - \gamma_E + 2 - \ln \frac{m^2}{\mu^2} + \sqrt{1 - \frac{1}{x}} \ln \frac{\sqrt{1-x} - \sqrt{-x}}{\sqrt{1-x} + \sqrt{-x}} + O(\varepsilon), \quad x = \frac{p^2}{4m^2}. \quad (20)$$

Here, γ_E denotes Euler's constant. The $1/\varepsilon$ -term corresponds to an ultraviolet divergence. As a function of p^2 the integral has a normal threshold at $p^2 = 4m^2$. The normal threshold manifests itself as a branch point in the complex p^2 -plane.

4 Spanning trees and spanning forests

In this section we start to introduce concepts of graph theory. We define spanning trees and spanning forests. These concepts lead to a second method for the computation of the graph polynomials. We consider a connected graph G with m external lines and n internal lines. Let r be the number of vertices of the graph G . We denote the set of internal edges of the graph G by

$$\{e_1, e_2, \dots, e_n\} \quad (21)$$

and the set of vertices by

$$\{v_1, v_2, \dots, v_r\}. \quad (22)$$

As before we denote by l the first Betti number of the graph (or in physics jargon: the number of loops). We have the relation

$$l = n - r + 1. \quad (23)$$

If we would allow for disconnected graphs, the corresponding formula for the first Betti number would be $n - r + k$, where k is the number of connected components. A spanning tree for the graph G is a sub-graph T of G satisfying the following requirements:

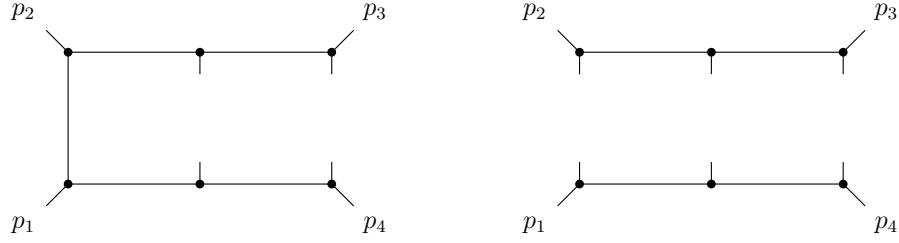


Figure 3: The left picture shows a spanning tree for the graph of fig. 1, the right picture shows a spanning 2-forest for the same graph. The spanning tree is obtained by deleting edges 4 and 7, the spanning 2-forest is obtained by deleting edges 1, 4 and 7.

- T contains all the vertices of G ,
- the first Betti number of T is zero,
- T is connected.

If T is a spanning tree for G , then it can be obtained from G by deleting l edges. In general a given graph G has several spanning trees. We will later obtain a formula which counts the number of spanning trees for a given graph G . A spanning forest for the graph G is a sub-graph F of G satisfying just the first two requirements:

- F contains all the vertices of G ,
- the first Betti number of F is zero.

It is not required that a spanning forest is connected. If F has k connected components, we say that F is a k -forest. A spanning tree is a spanning 1-forest. If F is a spanning k -forest for G , then it can be obtained from G by deleting $l + k - 1$ edges. Fig. 3 shows an example for a spanning tree and a spanning 2-forest for the graph of fig. 1.

We denote by \mathcal{T} the set of spanning forests of G and by \mathcal{T}_k the set of spanning k -forests of G . Obviously, we can write \mathcal{T} as the disjoint union

$$\mathcal{T} = \bigcup_{k=1}^r \mathcal{T}_k. \quad (24)$$

\mathcal{T}_1 is the set of spanning trees. For an element of \mathcal{T}_k we write

$$(T_1, T_2, \dots, T_k) \in \mathcal{T}_k. \quad (25)$$

The T_i are the connected components of the k -forest. They are necessarily trees. We denote by P_{T_i} the set of external momenta attached to T_i . For the example of the 2-forest in the right picture of fig. 3 we have

$$P_{T_1} = \{p_2, p_3\}, \quad P_{T_2} = \{p_1, p_4\}. \quad (26)$$

The spanning trees and the spanning 2-forests of a graph G are closely related to the graph polynomials \mathcal{U} and \mathcal{F} of the graph. We have

$$\begin{aligned}\mathcal{U} &= \sum_{T \in \mathcal{T}_1} \prod_{e_i \notin T} x_i, \\ \mathcal{F} &= \sum_{(T_1, T_2) \in \mathcal{T}_2} \left(\prod_{e_i \notin (T_1, T_2)} x_i \right) \left(\sum_{p_j \in P_{T_1}} \sum_{p_k \in P_{T_2}} \frac{p_j \cdot p_k}{\mu^2} \right) + \mathcal{U} \sum_{i=1}^n x_i \frac{m_i^2}{\mu^2}.\end{aligned}\quad (27)$$

The sum is over all spanning trees for \mathcal{U} , and over all spanning 2-forests in the first term of the formula for \mathcal{F} . Eq. (27) provides a second method for the computation of the graph polynomials \mathcal{U} and \mathcal{F} . Let us first look at the formula for \mathcal{U} . For each spanning tree T we take the edges e_i , which have been removed from the graph G to obtain T . The product of the corresponding Feynman parameters x_i gives a monomial. The first formula says, that \mathcal{U} is the sum of all the monomials obtained from all spanning trees. The formula for \mathcal{F} has two parts: One part is related to the external momenta and the other part involves the masses. The latter is rather simple and we write

$$\mathcal{F} = \mathcal{F}_0 + \mathcal{U} \sum_{i=1}^n x_i \frac{m_i^2}{\mu^2}.\quad (28)$$

We focus on the polynomial \mathcal{F}_0 . Here the 2-forests are relevant. For each 2-forest (T_1, T_2) we consider again the edges e_i , which have been removed from the graph G to obtain (T_1, T_2) . The product of the corresponding Feynman parameters x_i defines again a monomial, which in addition is multiplied by a quantity which depends on the external momenta. We define the square of the sum of momenta through the cut lines of (T_1, T_2) by

$$s_{(T_1, T_2)} = \left(\sum_{e_j \notin (T_1, T_2)} q_j \right)^2.\quad (29)$$

Here we assumed for simplicity that the orientation of the momenta of the cut internal lines are chosen such that all cut momenta flow from T_1 to T_2 (or alternatively that all cut momenta flow from T_2 to T_1 , but not mixed). From momentum conservation it follows that the sum of the momenta flowing through the cut lines out of T_1 is equal to the negative of the sum of the external momenta of T_1 . With the same reasoning the sum of the momenta flowing through the cut lines into T_2 is equal to the sum of the external momenta of T_2 . Therefore we can equally write

$$s_{(T_1, T_2)} = - \left(\sum_{p_i \in P_{T_1}} p_i \right) \cdot \left(\sum_{p_j \in P_{T_2}} p_j \right)\quad (30)$$

and \mathcal{F}_0 is given by

$$\mathcal{F}_0 = \sum_{(T_1, T_2) \in \mathcal{T}_2} \left(\prod_{e_i \notin (T_1, T_2)} x_i \right) \left(\frac{-s_{(T_1, T_2)}}{\mu^2} \right).\quad (31)$$

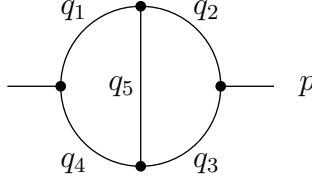


Figure 4: A two-loop two-point graph.

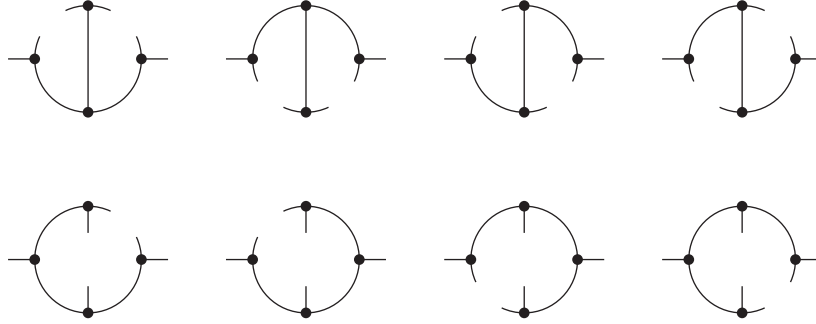


Figure 5: The set of spanning trees for the two-loop two-point graph of fig. 4.

Since we have to remove l edges from G to obtain a spanning tree and $(l + 1)$ edges to obtain a spanning 2-forest, it follows that \mathcal{U} and \mathcal{F} are homogeneous in the Feynman parameters of degree l and $(l + 1)$, respectively. From the fact, that an internal edge can be removed at most once, it follows that \mathcal{U} and \mathcal{F}_0 are linear in each Feynman parameter. Finally it is obvious from eq. (27) that each monomial in the expanded form of \mathcal{U} has coefficient $+1$.

Let us look at an example. Fig. 4 shows the graph of a two-loop two-point integral. We take again all internal masses to be zero. The set of all spanning trees for this graph is shown in fig. 5. There are eight spanning trees. Fig. 6 shows the set of spanning 2-forests for this graph. There are ten spanning 2-forests. The last example in each row of fig. 6 does not contribute to the graph polynomial \mathcal{F} , since the momentum sum flowing through all cut lines is zero. Therefore we have in this case $s_{(T_1, T_2)} = 0$. In all other cases we have $s_{(T_1, T_2)} = p^2$. We arrive therefore at the graph polynomials

$$\begin{aligned} \mathcal{U} &= (x_1 + x_4)(x_2 + x_3) + (x_1 + x_2 + x_3 + x_4)x_5, \\ \mathcal{F} &= [(x_1 + x_2)(x_3 + x_4)x_5 + x_1x_4(x_2 + x_3) + x_2x_3(x_1 + x_4)] \left(\frac{-p^2}{\mu^2} \right). \end{aligned} \quad (32)$$

5 The matrix-tree theorem

In this section we introduce the Laplacian of a graph. The Laplacian is a matrix constructed from the topology of the graph. The determinant of a minor of this matrix where the i -th row

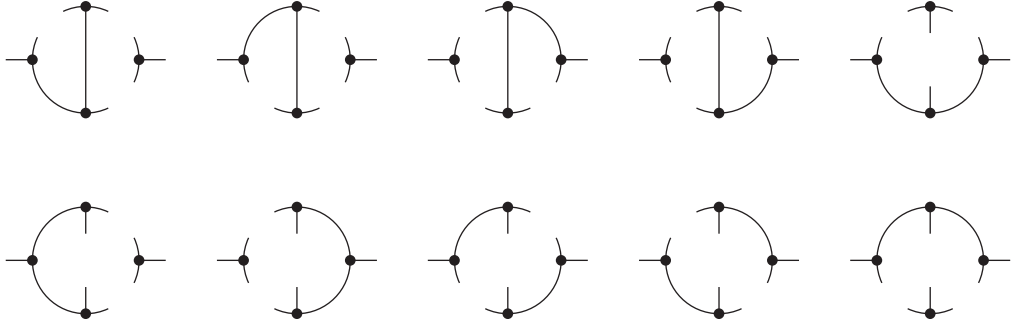


Figure 6: The set of spanning 2-forests for the two-loop two-point graph of fig. 4.

and column have been deleted gives us the Kirchhoff polynomial of the graph, which in turn upon a simple substitution leads to the first Symanzik polynomial. We then show how this construction generalises for the second Symanzik polynomial. This provides a third method for the computation of the two graph polynomials. This method is very well suited for computer algebra systems, as it involves just the computation of a determinant of a matrix. The matrix is easily constructed from the data defining the graph.

We begin with the Kirchhoff polynomial of a graph. This polynomial is defined by

$$\mathcal{K}(x_1, \dots, x_n) = \sum_{T \in \mathcal{T}_1} \prod_{e_j \in T} x_j. \quad (33)$$

The definition is very similar to the expression for the first Symanzik polynomial in eq. (27). Again we have a sum over all spanning trees, but this time we take for each spanning tree the monomial of the Feynman parameters corresponding to the edges which have not been removed. The Kirchhoff polynomial is therefore homogeneous of degree $(n - l)$ in the Feynman parameters. There is a simple relation between the Kirchhoff polynomial \mathcal{K} and the first Symanzik polynomial \mathcal{U} :

$$\mathcal{U}(x_1, \dots, x_n) = x_1 \dots x_n \mathcal{K}\left(\frac{1}{x_1}, \dots, \frac{1}{x_n}\right), \quad \mathcal{K}(x_1, \dots, x_n) = x_1 \dots x_n \mathcal{U}\left(\frac{1}{x_1}, \dots, \frac{1}{x_n}\right). \quad (34)$$

These equations are immediately evident from the fact that \mathcal{U} and \mathcal{K} are homogeneous polynomials which are linear in each variable together with the fact that a monomial corresponding to a specific spanning tree in one polynomial contains exactly those Feynman parameters which are not in the corresponding monomial in the other polynomial.

We now define the Laplacian of a graph G with n edges and r vertices as a $r \times r$ -matrix L , whose entries are given by [39, 40]

$$L_{ij} = \begin{cases} \sum x_k & \text{if } i = j \text{ and edge } e_k \text{ is attached to } v_i \text{ and is not a self-loop,} \\ -\sum x_k & \text{if } i \neq j \text{ and edge } e_k \text{ connects } v_i \text{ and } v_j. \end{cases} \quad (35)$$

The graph may contain multiple edges and self-loops. We speak of a multiple edge, if two




Figure 7: The left picture shows a graph with a double edge, the right picture shows a graph with a self-loop.

vertices are connected by more than one edge. We speak of a self-loop if an edge starts and ends at the same vertex. In the physics literature a self-loop is known as a tadpole. Fig. 7 shows a simple example for a double edge and a self-loop. If the vertices v_i and v_j are connected by two edges e_{k_1} and e_{k_2} , then the Laplacian depends only on the sum $x_{k_1} + x_{k_2}$. If an edge e_k is a self-loop attached to a vertex v_i , then it does not contribute to the Laplacian.

Let us consider an example: The Laplacian of the two-loop two-point graph of fig. 4 is given by

$$L = \begin{pmatrix} x_1 + x_4 & -x_1 & 0 & -x_4 \\ -x_1 & x_1 + x_2 + x_5 & -x_2 & -x_5 \\ 0 & -x_2 & x_2 + x_3 & -x_3 \\ -x_4 & -x_5 & -x_3 & x_3 + x_4 + x_5 \end{pmatrix}. \quad (36)$$

In the sequel we will need minors of the matrix L and it is convenient to introduce the following notation: For a $r \times r$ matrix A we denote by $A[i_1, \dots, i_k; j_1, \dots, j_k]$ the $(r-k) \times (r-k)$ matrix, which is obtained from A by deleting the rows i_1, \dots, i_k and the columns j_1, \dots, j_k . For $A[i_1, \dots, i_k; i_1, \dots, i_k]$ we will simply write $A[i_1, \dots, i_k]$.

Let v_i be an arbitrary vertex of G . The matrix-tree theorem states [39]

$$\mathcal{K} = \det L[i], \quad (37)$$

i.e. the Kirchhoff polynomial is given by the determinant of the minor of the Laplacian, where the i -th row and column have been removed. One can choose for i any number between 1 and r .

Choosing for example $i = 4$ in eq. (36) one finds for the Kirchhoff polynomial of the two-loop two-point graph of fig. 4

$$\begin{aligned} \mathcal{K} &= \begin{vmatrix} x_1 + x_4 & -x_1 & 0 \\ -x_1 & x_1 + x_2 + x_5 & -x_2 \\ 0 & -x_2 & x_2 + x_3 \end{vmatrix} \\ &= x_1 x_2 (x_3 + x_4) + (x_1 + x_2) x_3 x_4 + (x_1 x_2 + x_1 x_3 + x_2 x_4 + x_3 x_4) x_5. \end{aligned} \quad (38)$$

Using eq. (34) one recovers the first Symanzik polynomial of this graph as given in eq. (32).

The matrix-tree theorem allows to determine the number of spanning trees of a given graph G . Setting $x_1 = \dots = x_n = 1$, each monomial in \mathcal{K} and \mathcal{U} reduces to 1. There is exactly one monomial for each spanning tree, therefore one obtains

$$|\mathcal{T}_1| = \mathcal{K}(1, \dots, 1) = \mathcal{U}(1, \dots, 1). \quad (39)$$

The matrix-tree theorem as in eq. (37) relates the determinant of the minor of the Laplacian, where the i -th row and the i -th column have been deleted to a sum over the spanning trees of the graph. There are two generalisations we can think of:

1. We delete more than one row and column.
2. We delete different rows and columns, i.e. we delete row i and column j with $i \neq j$.

The all-minors matrix-tree theorem relates the determinant of the corresponding minor to a specific sum over spanning forests [41–43]. To state this theorem we need some notation: We consider a graph with r vertices. Let $I = (i_1, \dots, i_k)$ with $1 \leq i_1 < \dots < i_k \leq r$ denote the rows, which we delete from the Laplacian, and let $J = (j_1, \dots, j_k)$ with $1 \leq j_1 < \dots < j_k \leq r$ denote the columns to be deleted from the Laplacian. We set $|I| = i_1 + \dots + i_k$ and $|J| = j_1 + \dots + j_k$. We denote by $\mathcal{T}_k^{I,J}$ the spanning k -forests, such that each tree of an element of $\mathcal{T}_k^{I,J}$ contains exactly one vertex v_{i_α} and exactly one vertex v_{j_β} . The set $\mathcal{T}_k^{I,J}$ is a sub-set of all spanning k -forests. We now consider an element F of $\mathcal{T}_k^{I,J}$. Since the element F is a k -forest, it consists therefore of k trees and we can write it as

$$F = (T_1, \dots, T_k) \in \mathcal{T}_k^{I,J}. \quad (40)$$

We can label the trees such that $v_{i_1} \in T_1, \dots, v_{i_k} \in T_k$. By assumption, each tree T_α contains also exactly one vertex from the set $\{v_{j_1}, \dots, v_{j_k}\}$, although not necessarily in the order $v_{j_\alpha} \in T_\alpha$. In general it will be in a different order, which we can specify by a permutation $\pi_F \in S_k$:

$$v_{j_\alpha} \in T_{\pi_F(\alpha)}. \quad (41)$$

The all-minors matrix-tree theorem reads then

$$\det L[I, J] = (-1)^{|I|+|J|} \sum_{F \in \mathcal{T}_k^{I,J}} \text{sign}(\pi_F) \prod_{e_j \in F} x_j. \quad (42)$$

In the special case $I = J$ this reduces to

$$\det L[I] = \sum_{F \in \mathcal{T}_k^{I,I}} \prod_{e_j \in F} x_j. \quad (43)$$

If we specialise further to $I = J = (i)$, the sum equals the sum over all spanning trees (since each spanning 1-forest of $\mathcal{T}_1^{(i),(i)}$ necessarily contains the vertex v_i). We recover the classical matrix-tree theorem:

$$\det L[i] = \sum_{T \in \mathcal{T}_1} \prod_{e_j \in T} x_j. \quad (44)$$

Let us illustrate the all-minors matrix-tree theorem with an example. We consider again the two-loop two-point graph with the labelling of the vertices as shown in fig. 8. Taking as an example

$$I = (2, 4) \text{ and } J = (3, 4) \quad (45)$$

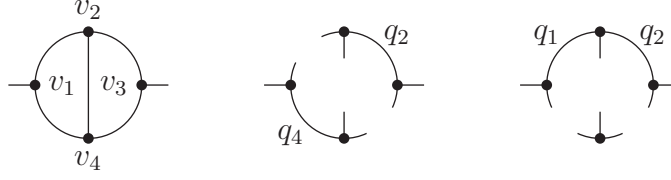


Figure 8: The left picture shows the labelling of the vertices for the two-loop two-point function. The middle and the right picture show the two 2-forests contributing to $\mathcal{T}_2^{I,J}$ with $I = (2,4)$ and $J = (3,4)$.

we find for the determinant of $L[I;J]$:

$$\det L[2,4;3,4] = \begin{vmatrix} x_1 + x_4 & -x_1 \\ 0 & -x_2 \end{vmatrix} = -x_1 x_2 - x_2 x_4. \quad (46)$$

On the other hand there are exactly two 2-forests, such that in each 2-forest the vertices v_2 and v_3 are contained in one tree, while the vertex v_4 is contained in the other tree. These two 2-forests are shown in fig. 8. The monomials corresponding to these two 2-trees are $x_1 x_2$ and $x_2 x_4$, respectively. The permutation π_F is in both cases the identity and with $|I| = 6$, $|J| = 7$ we have an overall minus sign

$$(-1)^{|I|+|J|} = -1. \quad (47)$$

Therefore, the right hand side of eq. (42) equals $-x_1 x_2 - x_2 x_4$, showing the agreement with the result of eq. (46).

Eq. (37) together with eq. (34) allows to determine the first Symanzik polynomial \mathcal{U} from the Laplacian of the graph. We may ask if also the polynomial \mathcal{F}_0 can be obtained in a similar way. We consider again a graph G with n internal edges (e_1, \dots, e_n), r internal vertices (v_1, \dots, v_r) and m external legs. We attach m additional vertices v_{r+1}, \dots, v_{r+m} to the ends of the external legs and view the former external legs as additional edges e_{n+1}, \dots, e_{n+m} . This defines a new graph \tilde{G} . As before we associate the parameters x_i to the edges e_i ($1 \leq i \leq n$) and new parameters z_j to the edges e_{n+j} ($1 \leq j \leq m$). The Laplacian of \tilde{G} is a $(r+m) \times (r+m)$ matrix. Now we consider the polynomial

$$\mathcal{W}(x_1, \dots, x_n, z_1, \dots, z_m) = \det L(\tilde{G})[r+1, \dots, r+m]. \quad (48)$$

\mathcal{W} is a polynomial of degree $r = n - l + 1$ in the variables x_i and z_j . We can expand \mathcal{W} in polynomials homogeneous in the variables z_j :

$$\mathcal{W} = \mathcal{W}^{(0)} + \mathcal{W}^{(1)} + \mathcal{W}^{(2)} + \dots + \mathcal{W}^{(m)}, \quad (49)$$

where $\mathcal{W}^{(k)}$ is homogeneous of degree k in the variables z_j . We further write

$$\mathcal{W}^{(k)} = \sum_{(j_1, \dots, j_k)} \mathcal{W}_{(j_1, \dots, j_k)}^{(k)}(x_1, \dots, x_n) z_{j_1} \dots z_{j_k}. \quad (50)$$

The sum is over all indices with $1 \leq j_1 < \dots < j_j \leq m$. The $\mathcal{W}_{(j_1, \dots, j_k)}^{(k)}$ are homogeneous polynomials of degree $r - k$ in the variables x_i . For $\mathcal{W}^{(0)}$ and $\mathcal{W}^{(1)}$ one finds

$$\mathcal{W}^{(0)} = 0, \quad \mathcal{W}^{(1)} = \mathcal{K}(x_1, \dots, x_n) \sum_{j=1}^m z_j, \quad (51)$$

therefore

$$\mathcal{U} = x_1 \dots x_n \mathcal{W}_{(j)}^{(1)} \left(\frac{1}{x_1}, \dots, \frac{1}{x_n} \right), \quad (52)$$

for any $j \in \{1, \dots, m\}$. \mathcal{F}_0 is related to $\mathcal{W}^{(2)}$:

$$\mathcal{F}_0 = x_1 \dots x_n \sum_{(j,k)} \left(\frac{p_j \cdot p_k}{\mu^2} \right) \cdot \mathcal{W}_{(j,k)}^{(2)} \left(\frac{1}{x_1}, \dots, \frac{1}{x_n} \right). \quad (53)$$

The proof of eqs. (51)-(53) follows from the all-minors matrix-tree theorem. The all-minors matrix-tree theorem states

$$\mathcal{W}(x_1, \dots, x_n, z_1, \dots, z_m) = \sum_{F \in \mathcal{T}_m^{I,I}(\tilde{G})} \prod_{e_j \in F} a_j, \quad (54)$$

with $I = (r+1, \dots, r+m)$ and $a_j = x_j$ if e_j is an internal edge or $a_j = z_{j-n}$ if e_j is an external edge. The sum is over all m -forests of \tilde{G} , such that each tree in an m -forest contains exactly one of the added vertices v_{r+1}, \dots, v_{r+m} . Each m -forest has m connected components. The polynomial $\mathcal{W}^{(0)}$ by definition does not contain any variable z_j . $\mathcal{W}^{(0)}$ would therefore correspond to forests where all edges connecting the external vertices e_{r+1}, \dots, e_{r+m} have been cut. The external vertices appear therefore as isolated vertices in the forest. Such a forest must necessarily have more than m connected components. This is a contradiction with the requirement of having exactly m connected components and therefore $\mathcal{W}^{(0)} = 0$. Next, we consider $\mathcal{W}^{(1)}$. Each term is linear in the variables z_j . Therefore $(m-1)$ vertices of the added vertices v_{r+1}, \dots, v_{r+m} appear as isolated vertices in the m -forest. The remaining added vertex is connected to a spanning tree of G . Summing over all possibilities one sees that $\mathcal{W}^{(1)}$ is given by the product of $(z_1 + \dots + z_m)$ with the Kirchhoff polynomial of G . Finally we consider $\mathcal{W}^{(2)}$. Here, $(m-2)$ of the added vertices appear as isolated vertices. The remaining two are connected to a spanning 2-forest of the graph G , one to each tree of the 2-forest. Summing over all possibilities one obtains eq. (53).

Eq. (52) and eq. (53) together with eq. (28) allow the computation of the first and second Symanzik polynomial from the Laplacian of the graph \tilde{G} . This provides a third method for the computation of the graph polynomials \mathcal{U} and \mathcal{F} .

As an example we consider the double-box graph of fig. 1. We attach an additional vertex to every external line. Fig. 9 shows the labelling of the vertices and the Feynman parameters for the graph \tilde{G} . The Laplacian of \tilde{G} is a 10×10 -matrix. We are interested in the minor, where – with the labelling of fig. 9 – we delete the rows and columns 7, 8, 9 and 10. The determinant of this

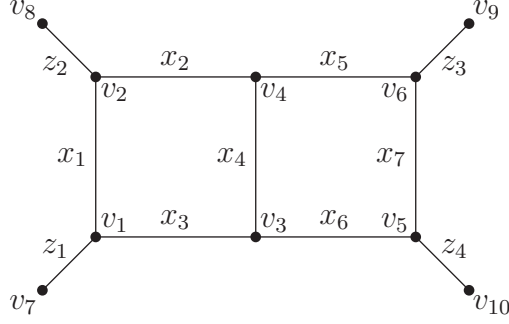


Figure 9: The labelling of the vertices and the Feynman parameters for the “double box”-graph.

minor reads

$$\begin{aligned}
\mathcal{W} &= \det L[7, 8, 9, 10] = \\
&= \begin{vmatrix} x_1 + x_3 + z_1 & -x_1 & -x_3 & 0 & 0 & 0 \\ -x_1 & x_1 + x_2 + z_2 & 0 & -x_2 & 0 & 0 \\ -x_3 & 0 & x_3 + x_4 + x_6 & -x_4 & -x_6 & 0 \\ 0 & -x_2 & -x_4 & x_2 + x_4 + x_5 & 0 & -x_5 \\ 0 & 0 & -x_6 & 0 & x_6 + x_7 + z_4 & -x_7 \\ 0 & 0 & 0 & -x_5 & -x_7 & x_5 + x_7 + z_3 \end{vmatrix} \\
&= \mathcal{W}^{(1)} + \mathcal{W}^{(2)} + \mathcal{W}^{(3)} + \mathcal{W}^{(4)}. \tag{55}
\end{aligned}$$

For the polynomials $\mathcal{W}^{(1)}$ and $\mathcal{W}^{(2)}$ one finds

$$\begin{aligned}
\mathcal{W}^{(1)} &= (z_1 + z_2 + z_3 + z_4) \\
&\quad (x_1 x_2 x_3 x_5 x_6 + x_1 x_2 x_3 x_5 x_7 + x_1 x_2 x_3 x_6 x_7 + x_1 x_2 x_4 x_5 x_6 + x_1 x_2 x_4 x_5 x_7 \\
&\quad + x_1 x_2 x_4 x_6 x_7 + x_1 x_2 x_5 x_6 x_7 + x_1 x_3 x_4 x_5 x_6 + x_1 x_3 x_4 x_5 x_7 + x_1 x_3 x_4 x_6 x_7 \\
&\quad + x_1 x_3 x_5 x_6 x_7 + x_2 x_3 x_4 x_5 x_6 + x_2 x_3 x_4 x_5 x_7 + x_2 x_3 x_4 x_6 x_7 + x_2 x_3 x_5 x_6 x_7), \\
\mathcal{W}^{(2)} &= (z_1 + z_4)(z_2 + z_3)x_2 x_3 x_5 x_6 \\
&\quad + (z_1 + z_2)(z_4 + z_3)(x_1 x_2 x_3 x_7 + x_1 x_2 x_4 x_7 + x_1 x_2 x_6 x_7 + x_1 x_3 x_4 x_7 + x_1 x_3 x_5 x_7 + x_1 x_4 x_5 x_6 \\
&\quad + x_1 x_4 x_5 x_7 + x_1 x_4 x_6 x_7 + x_1 x_5 x_6 x_7 + x_2 x_3 x_4 x_7) \\
&\quad + z_1(z_2 + z_3 + z_4)x_2(x_3 x_5 x_7 + x_4 x_5 x_6 + x_4 x_5 x_7 + x_4 x_6 x_7 + x_5 x_6 x_7) \\
&\quad + z_2(z_1 + z_3 + z_4)x_3(x_2 x_6 x_7 + x_4 x_5 x_6 + x_4 x_5 x_7 + x_4 x_6 x_7 + x_5 x_6 x_7) \\
&\quad + z_3(z_1 + z_2 + z_4)x_6(x_1 x_2 x_3 + x_1 x_2 x_4 + x_1 x_3 x_4 + x_1 x_3 x_5 + x_2 x_3 x_4) \\
&\quad + z_4(z_1 + z_2 + z_3)x_5(x_1 x_2 x_3 + x_1 x_2 x_4 + x_1 x_2 x_6 + x_1 x_3 x_4 + x_2 x_3 x_4). \tag{56}
\end{aligned}$$

With the help of eq. (52) and eq. (53) and using the kinematical specifications of eq. (10) we recover \mathcal{U} and \mathcal{F} of eq. (14).

We would like to make a few remarks: The polynomial \mathcal{W} is obtained from the determinant of the matrix $L = L(\tilde{G})[r + 1, \dots, r + m]$. This matrix was constructed by attaching one additional

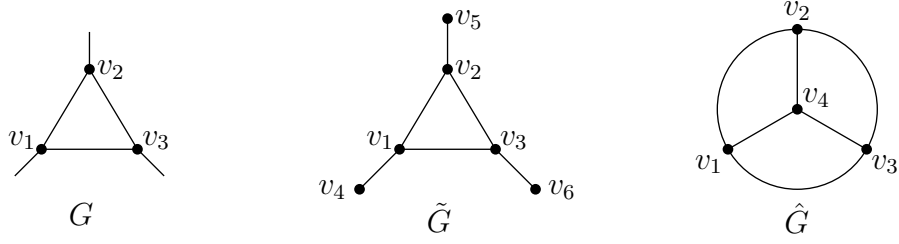


Figure 10: The left picture shows a one-loop graph with three external legs. The middle pictures shows the associated graph \tilde{G} , where three additional vertices have been attached to the external legs. The right picture shows the graph \hat{G} associated to G , where all external legs have been joined in one additional vertex.

vertex to each external line. Then one deletes the rows and columns corresponding to the newly added vertices from the Laplacian of the graph obtained in this way. There are two alternative ways to arrive at the same matrix L :

The first alternative consists in attaching to the original graph G a single new vertex v_{r+1} , which connects to all external lines. This defines a new graph \hat{G} , which by construction no longer has any external lines. As before we associate variables z_1, \dots, z_m to the edges connected to v_{r+1} . Fig. 10 shows an example for the graphs \tilde{G} and \hat{G} associated to a one-loop graph with three external legs. The Laplacian of \hat{G} is a $(r+1) \times (r+1)$ -matrix. It is easy to see that

$$L = L(\hat{G})[r+1]. \quad (57)$$

From eq. (37) we see that the polynomial \mathcal{W} is nothing else than the Kirchhoff polynomial of the graph \hat{G} :

$$\mathcal{W}(G) = \mathcal{K}(\hat{G}) = \det L(\hat{G})[j], \quad (58)$$

where j is any number between 1 and $r+1$.

For the second alternative one starts from the Laplacian of the original graph G . Let π be a permutation of $(1, \dots, r)$. We consider the diagonal matrix $\text{diag}(z_{\pi(1)}, \dots, z_{\pi(r)})$. We can choose the permutation π such that

$$\pi(i) = j, \quad \text{if the external line } j \text{ is attached to vertex } v_i. \quad (59)$$

We then have

$$L = L(G) + \text{diag}(z_{\pi(1)}, \dots, z_{\pi(r)}) \Big|_{z_{m+1}=\dots=z_r=0}. \quad (60)$$

6 Deletion and contraction properties

In this section we study two operations on a graph: the deletion of an edge and the contraction of an edge. This leads to a recursive algorithm for the calculation of the graph polynomials \mathcal{U} and \mathcal{F} . In addition we discuss the multivariate Tutte polynomial and Dodgson's identity.

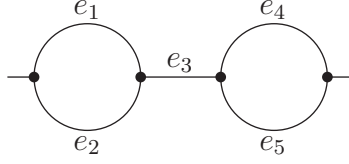


Figure 11: A one-particle-reducible graph: The edge e_3 is called a bridge. Deleting e_3 results in two connected components.

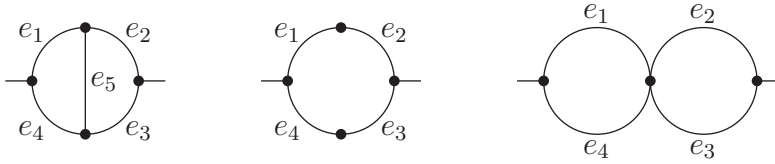


Figure 12: The left picture shows the graph G of the two-loop two-point function. The middle picture shows the graph $G - e_5$, where edge e_5 has been deleted. The right picture shows the graph G/e_5 , where the two vertices connected to e_5 have been joined and the edge e_5 has been removed.

In graph theory an edge is called a bridge, if the deletion of the edge increases the number of connected components. In the physics literature the term “one-particle-reducible” is used for a connected graph containing at least one bridge. The contrary is called “one-particle-irreducible”, i.e. a connected graph containing no bridges. Fig. 11 shows an example. The edge e_3 is a bridge, while the edges e_1 , e_2 , e_4 and e_5 are not bridges. Note that all edges of a tree graph are bridges. An edge which is neither a bridge nor a self-loop is called a regular edge. For a graph G and a regular edge e we define

$$\begin{aligned} G/e & \text{ to be the graph obtained from } G \text{ by contracting the regular edge } e, \\ G - e & \text{ to be the graph obtained from } G \text{ by deleting the regular edge } e. \end{aligned} \quad (61)$$

Fig. 12 shows an example. If the graph G has loop number l it follows that $G - e$ has loop number $(l - 1)$, while G/e has loop number l . This follows easily from the formula $l = n - r + 1$ for a connected graph: $G - e$ has one edge less, but the same number of vertices, while G/e has one edge and one vertex less.

Let us now study the behaviour of the Laplacian under these operations. Under deletion the Laplacian behaves as

$$L(G - e_k) = L(G)|_{x_k=0}, \quad (62)$$

i.e. the Laplacian of the graph $G - e_k$ is obtained from the Laplacian of the graph G by setting the variable x_k to zero. The behaviour of the Laplacian under contraction is slightly more complicated: As before we consider a graph with r vertices. Assume that edge e_k connects the vertices

v_a and v_r . The Laplacian $L(G/e_k)$ is then a $(r-1) \times (r-1)$ -matrix with entries

$$L(G/e_k)_{ij} = \begin{cases} L(G)_{aa} + L(G)_{rr} + L(G)_{ar} + L(G)_{ra}, & \text{if } i = j = a, \\ L(G)_{aj} + L(G)_{rj}, & \text{if } i = a, j \neq a, \\ L(G)_{ia} + L(G)_{ir}, & \text{if } j = a, i \neq a, \\ L(G)_{ij}, & \text{otherwise.} \end{cases} \quad (63)$$

Therefore the Laplacian of $L(G/e_k)$ is identical to the minor $L(G)[r]$ except for the row and column a . The choice that the edge e_k is connected to the last vertex v_r was merely made to keep the notation simple. If the edge connects the vertices v_a and v_b with $a < b$ one deletes from $L(G)$ row and column b and modifies row and column a analogously to the formula above with b substituted for r . In particular we have [44]

$$L(G/e_k)[a] = L(G)[a, b]. \quad (64)$$

The deletion/contraction operations can be used for a recursive definition of the graph polynomials. For any regular edge e_k we have

$$\begin{aligned} \mathcal{U}(G) &= \mathcal{U}(G/e_k) + x_k \mathcal{U}(G - e_k), \\ \mathcal{F}_0(G) &= \mathcal{F}_0(G/e_k) + x_k \mathcal{F}_0(G - e_k). \end{aligned} \quad (65)$$

The recursion terminates when all edges are either bridges or self-loops. This is then a graph, which can be obtained from a tree graph by attaching self-loops to some vertices. These graphs are called terminal forms. If a terminal form has r vertices and l (self-) loops, then there are $(r-1)$ “tree-like” propagators, where the momenta flowing through these propagators are linear combinations of the external momenta p_i alone and independent of the independent loop momenta k_j . The momenta of the remaining l propagators are on the other hand independent of the external momenta and can be taken as the independent loop momenta k_j , $j = 1, \dots, l$. Let us agree that we label the $(r-1)$ “tree-like” edges from 1 to $r-1$, and the remaining l edges by r, \dots, n with $n = r + l - 1$. We further denote the momentum squared flowing through edge j by q_j^2 . For a terminal form we have

$$\mathcal{U} = x_r \dots x_n, \quad \mathcal{F}_0 = x_r \dots x_n \sum_{j=1}^{r-1} x_j \left(\frac{-q_j^2}{\mu^2} \right). \quad (66)$$

In the special case that the terminal form is a tree graph, this reduces to

$$\mathcal{U} = 1, \quad \mathcal{F}_0 = \sum_{j=1}^{r-1} x_j \left(\frac{-q_j^2}{\mu^2} \right). \quad (67)$$

The Kirchhoff polynomial has for any regular edge the recursion relation

$$\mathcal{K}(G) = x_k \mathcal{K}(G/e_k) + \mathcal{K}(G - e_k). \quad (68)$$

Note that the factor x_k appears here in combination with the contracted graph G/e_k . The recursion ends again on terminal forms. For these graphs we have with the conventions as above

$$\mathcal{K} = x_1 \dots x_{r-1}. \quad (69)$$

The recursion relations eq. (65) and eq. (68) are proven with the help of the formulae, which express the polynomials \mathcal{U} and \mathcal{K} in terms of spanning trees. For \mathcal{F}_0 one uses the corresponding formula, which expresses this polynomial in terms of spanning 2-forests. As an example consider the polynomial \mathcal{U} and the set of all spanning trees. This set can be divided into two sub-sets: the first sub-set is given by the spanning trees, which contain the edge e_k , while the second subset is given by those which do not. The spanning trees in the first sub-set are in one-to-one correspondence with the spanning trees of G/e_k , the relation is given by contracting and decontracting the edge e_k . The second subset is identical to the set of spanning trees of $G - e_k$. The graphs G and $G - e_k$ differ by the edge e_k which has been deleted, therefore the explicit factor x_k in front of $\mathcal{U}(G - e_k)$.

Eq. (65) and eq. (66) together with eq. (28) provide a fourth method for the computation of the graph polynomials \mathcal{U} and \mathcal{F} .

We now look at a generalisation of the Kirchhoff polynomial satisfying a recursion relation similar to eq. (68). For a graph G – not necessarily connected – we denote by \mathcal{S} the set of all spanning sub-graphs of G , i.e. sub-graphs H of G , which contain all vertices of G . It is not required that a spanning sub-graph is a forest or a tree. As before we associate to each edge e_i a variable x_i . We will need one further formal variable q . We recall that the loop number of a graph G with n internal edges and r vertices is given by

$$l = n - r + k, \quad (70)$$

where k is the number of connected components of G . We can extend the definition of the deletion and contraction properties to edges which are not regular. If the edge e is a self loop, we define the contracted graph G/e to be identical to $G - e$. The multivariate Tutte polynomial is defined by [45]

$$\mathcal{Z}(q, x_1, \dots, x_n) = \sum_{H \in \mathcal{S}} q^{k(H)} \prod_{e_i \in H} x_i. \quad (71)$$

It is a polynomial in q and x_1, \dots, x_n . The multivariate Tutte polynomial generalises the standard Tutte polynomial [46–51], which is a polynomial in two variables. For the multivariate Tutte polynomial we have the recursion relation

$$\mathcal{Z}(G) = x_k \mathcal{Z}(G/e_k) + \mathcal{Z}(G - e_k), \quad (72)$$

where e_k is any edge, not necessarily regular. The terminal forms are graphs which consists solely of vertices without any edges. For a graph with r vertices and no edges one has

$$\mathcal{Z} = q^r. \quad (73)$$

The multivariate Tutte polynomial starts as a polynomial in q with q^k if G is a graph with k connected components. If the graph G is not connected we write $G = (G_1, \dots, G_k)$, where G_1 to

G_k are the connected components. For a disconnected graph the multivariate Tutte polynomial factorises:

$$\mathcal{Z}(G) = \mathcal{Z}(G_1) \dots \mathcal{Z}(G_k). \quad (74)$$

Some examples for the multivariate Tutte polynomial are

$$\begin{aligned} \mathcal{Z}(\bullet \text{---} \bullet) &= qx + q^2, \\ \mathcal{Z}(\bigcirc) &= q(x+1), \\ \mathcal{Z}(\bigcirc \text{---} \bigcirc) &= q(x_1x_2 + x_1 + x_2) + q^2. \end{aligned} \quad (75)$$

If G is a connected graph we recover the Kirchhoff polynomial $\mathcal{K}(G)$ from the Tutte polynomial $\mathcal{Z}(G)$ by first taking the coefficient of the linear term in q and then retaining only those terms with the lowest degree of homogeneity in the variables x_i . Expressed in a formula we have

$$\mathcal{K}(x_1, \dots, x_n) = \lim_{\lambda \rightarrow 0} \lim_{q \rightarrow 0} \lambda^{1-r} q^{-1} \mathcal{Z}(q, \lambda x_1, \dots, \lambda x_n). \quad (76)$$

To prove this formula one first notices that the definition in eq. (71) of the multivariate Tutte polynomial is equivalent to

$$\mathcal{Z}(q, x_1, \dots, x_n) = q^r \sum_{H \in \mathcal{S}} q^{l(H)} \prod_{e_i \in H} \frac{x_i}{q}. \quad (77)$$

One then obtains

$$\lambda^{1-r} q^{-1} \mathcal{Z}(q, \lambda x_1, \dots, \lambda x_n) = \sum_{H \in \mathcal{S}} q^{k(H)-1} \lambda^{l(H)-k(H)+1} \prod_{e_i \in H} x_i. \quad (78)$$

The limits $q \rightarrow 0$ and $\lambda \rightarrow 0$ select $k(H) = 1$ and $l(H) = 0$, hence the sum over the spanning sub-graphs reduces to a sum over spanning trees and one recovers the Kirchhoff polynomial.

At the end of this section we want to discuss Dodgson's identity¹. Dodgson's identity states that for any $n \times n$ matrix A and integers i, j with $1 \leq i, j \leq n$ and $i \neq j$ one has [52, 53]

$$\det(A) \det(A[i, j]) = \det(A[i]) \det(A[j]) - \det(A[i; j]) \det(A[j; i]). \quad (79)$$

We remind the reader that $A[i, j]$ denotes a $(n-2) \times (n-2)$ matrix obtained from A by deleting the rows and columns i and j . On the other hand $A[i; j]$ denotes a $(n-1) \times (n-1)$ matrix which is obtained from A by deleting the i -th row and the j -th column. The identity in eq. (79) has an interesting application towards graph polynomials: Let e_a and e_b be two regular edges of a graph G , which share one common vertex. Assume that the edge e_a connects the vertices v_i and v_k , while the edge e_b connects the vertices v_j and v_k . The condition $i \neq j$ ensures that after contraction of one edge the other edge is still regular. (If we would allow $i = j$ we have a multiple

¹Dodgson's even more famous literary work contains the novel "Alice in wonderland" which he wrote using the pseudonym Lewis Carroll.

edge and the contraction of one edge leads to a self-loop for the other edge.) For the Kirchhoff polynomial of the graph $G - e_a - e_b$ we have

$$\mathcal{K}(G - e_a - e_b) = \det L(G - e_a - e_b)[k]. \quad (80)$$

Let us now consider the Kirchhoff polynomials of the graphs $G/e_a - e_b$ and $G/e_b - e_a$. One finds

$$\begin{aligned} \mathcal{K}(G/e_a - e_b) &= \det L(G - e_a - e_b)[i, k], \\ \mathcal{K}(G/e_b - e_a) &= \det L(G - e_a - e_b)[j, k]. \end{aligned} \quad (81)$$

Here we made use of the fact that the operations of contraction and deletion commute (i.e. $G/e_a - e_b = (G - e_b)/e_a$) as well as of the fact that the variable x_a occurs in the Laplacian of G only in rows and columns i and k , therefore $L(G - e_b)[i, k] = L(G - e_a - e_b)[i, k]$. Finally we consider the Kirchhoff polynomial of the graph $G/e_a/e_b$, for which one finds

$$\mathcal{K}(G/e_a/e_b) = \det L(G - e_a - e_b)[i, j, k]. \quad (82)$$

The Laplacian of any graph is a symmetric matrix, therefore

$$\det L(G - e_a - e_b)[i, k; j, k] = \det L(G - e_a - e_b)[j, k; i, k]. \quad (83)$$

We can now apply Dodgson's identity to the matrix $L(G - e_a - e_b)[k]$. Using the fact that $L(G - e_a - e_b)[i, k; j, k] = L(G)[i, k; j, k]$ one finds [54]

$$\mathcal{K}(G/e_a - e_b) \mathcal{K}(G/e_b - e_a) - \mathcal{K}(G - e_a - e_b) \mathcal{K}(G/e_a/e_b) = (\det L(G)[i, k; j, k])^2. \quad (84)$$

This equation shows that the expression on the left-hand side factorises into a square. The expression on the right-hand side can be re-expressed using the all-minors matrix-tree theorem as a sum over 2-forests, such that the vertex v_k is contained in one tree of the 2-forest, while the vertices v_i and v_j are both contained in the other tree.

Expressed in terms of the first Symanzik polynomial we have

$$\mathcal{U}(G/e_a - e_b) \mathcal{U}(G/e_b - e_a) - \mathcal{U}(G - e_a - e_b) \mathcal{U}(G/e_a/e_b) = \left(\frac{\Delta_1}{x_a x_b} \right)^2. \quad (85)$$

The expression Δ_1 is given by

$$\Delta_1 = \sum_{F \in \mathcal{T}_2^{(i,k),(j,k)}} \prod_{e_i \notin F} x_i. \quad (86)$$

The sum is over all 2-forests $F = (T_1, T_2)$ of G such that $v_i, v_j \in T_1$ and $v_k \in T_2$. Note that each term of Δ_1 contains x_a and x_b . The factorisation property of eq. (85) plays a crucial role in the algorithms of refs. [6–8].

A factorisation formula similar to eq. (85) can be derived for an expression containing both the first Symanzik polynomial \mathcal{U} and the polynomial \mathcal{F}_0 . As before we assume that e_a and e_b are two regular edges of a graph G , which share one common vertex. The derivation uses the

results of sect. 5 and starts from eq. (84) for the graph \hat{G} associated to G . Eq. (58) relates then the Kirchhoff polynomial of \hat{G} to the \mathcal{W} -polynomial of G . The \mathcal{W} -polynomial is then expanded in powers of z . The lowest order terms reproduce eq. (85). The next order yields

$$\begin{aligned} & \mathcal{U}(G/e_a - e_b) \mathcal{F}_0(G/e_b - e_a) - \mathcal{U}(G - e_a - e_b) \mathcal{F}_0(G/e_a/e_b) \\ & + \mathcal{F}_0(G/e_a - e_b) \mathcal{U}(G/e_b - e_a) - \mathcal{F}_0(G - e_a - e_b) \mathcal{U}(G/e_a/e_b) = 2 \left(\frac{\Delta_1}{x_a x_b} \right) \left(\frac{\Delta_2}{x_a x_b} \right). \end{aligned} \quad (87)$$

The quantity Δ_2 appearing on the right-hand side is obtained from the all-minors matrix-tree theorem. We can express this quantity in terms of spanning three-forests of G as follows: Let us denote by $\mathcal{T}_3^{((i,j),\bullet,k)}$ the set of spanning three-forests (T_1, T_2, T_3) of G such that $v_i, v_j \in T_1$ and $v_k \in T_3$. Similar we denote by $\mathcal{T}_3^{(i,j,k)}$ the set of spanning three-forests (T_1, T_2, T_3) of G such that $v_i \in T_1, v_j \in T_2$ and $v_k \in T_3$. Then

$$\begin{aligned} \Delta_2 = & \sum_{(T_1, T_2, T_3) \in \mathcal{T}_3^{((i,j),\bullet,k)}} \sum_{v_c \in T_1, v_d \in T_2} \left(\frac{p_c \cdot p_d}{\mu^2} \right) \prod_{e_t \notin (T_1, T_2, T_3)} x_t \\ & - \sum_{(T_1, T_2, T_3) \in \mathcal{T}_3^{(i,j,k)}} \sum_{v_c, v_d \in T_2} \left(\frac{p_c \cdot p_d}{\mu^2} \right) \prod_{e_t \notin (T_1, T_2, T_3)} x_t. \end{aligned} \quad (88)$$

In this formula we used the convention that the momentum p_j equals zero if no external leg is attached to vertex v_j . Expanding the \mathcal{W} -polynomial to order z^4 we have terms of order z^2 squared as well as terms which are products of order z with order z^3 . We are interested in an expression which arises from terms of order z^2 squared alone. In this case we obtain a factorisation formula only for special kinematical configurations. If for all external momenta one has

$$(p_{i_1} \cdot p_{i_2}) \cdot (p_{i_3} \cdot p_{i_4}) = (p_{i_1} \cdot p_{i_3}) \cdot (p_{i_2} \cdot p_{i_4}), \quad i_1, i_2, i_3, i_4 \in \{1, \dots, m\} \quad (89)$$

then

$$\mathcal{F}_0(G/e_a - e_b) \mathcal{F}_0(G/e_b - e_a) - \mathcal{F}_0(G - e_a - e_b) \mathcal{F}_0(G/e_a/e_b) = \left(\frac{\Delta_2}{x_a x_b} \right)^2. \quad (90)$$

Eq. (89) is satisfied for example if all external momenta are collinear. A second example is given by a three-point function. In the kinematical configuration where

$$(p_1^2)^2 + (p_2^2)^2 + (p_3^2)^2 - 2p_1^2 p_2^2 - 2p_1^2 p_3^2 - 2p_2^2 p_3^2 = 0, \quad (91)$$

eq. (89) is satisfied.

7 Duality

We have seen that the Kirchhoff polynomial \mathcal{K} and the first Symanzik polynomial \mathcal{U} of a graph G with n edges are related by the equations (34):

$$\mathcal{U}(x_1, \dots, x_n) = x_1 \dots x_n \mathcal{K} \left(\frac{1}{x_1}, \dots, \frac{1}{x_n} \right), \quad \mathcal{K}(x_1, \dots, x_n) = x_1 \dots x_n \mathcal{U} \left(\frac{1}{x_1}, \dots, \frac{1}{x_n} \right).$$

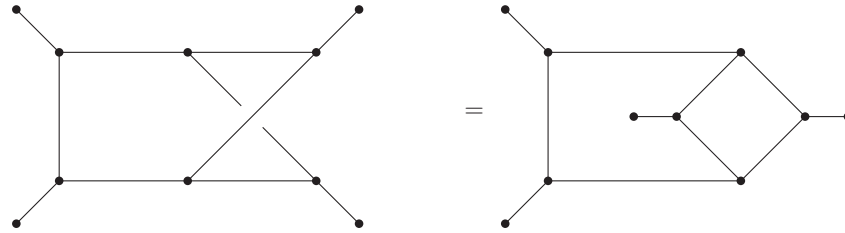


Figure 13: The “crossed double-box”-graph can be drawn as a planar graph.

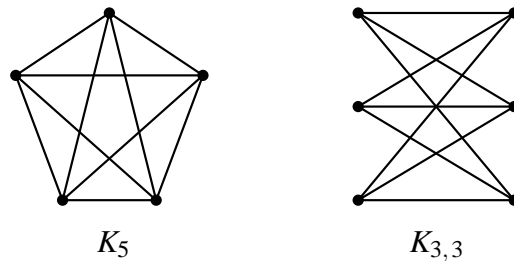


Figure 14: The ‘smallest’ non-planar graphs.

In this section we will ask if one can find a graph G^* with n edges such that $\mathcal{K}(G^*) = \mathcal{U}(G)$ and $\mathcal{K}(G) = \mathcal{U}(G^*)$. Such a graph G^* will be called a dual graph of G . In this section we will show that for a planar graph one can always construct a dual graph. The dual graph of G need not be unique, there might be several topologically distinct graphs G^* fulfilling the above mentioned relation. In other words two topologically distinct graphs G_1 and G_2 both of them with n edges can have the same Kirchhoff polynomial.

In this section we consider only graphs with no external lines. If a graph contains an external line, we can convert it to a graph with no external lines by attaching an additional vertex to the end of the external line. This is the same operation as the one considered already in fig. 9. A graph is called planar if it can be embedded in a plane without crossings of edges. We would like to note that the “crossed double-box”-graph shown in fig. 13 is a planar graph. The right picture of fig. 13 shows how this graph can be drawn in the plane without any crossing of edges.

Fig. 14 shows two examples of non-planar graphs. The first graph is the complete graph with five vertices K_5 . The second example is denoted $K_{3,3}$. A theorem states that a graph G is planar if and only if none of the graphs obtained from G by a (possibly empty) sequence of contractions of edges contains K_5 or $K_{3,3}$ as a sub-graph [55–57].

Each planar graph G has a dual graph G^* which can be obtained as follows:

- Draw the graph G in a plane, such that no edges intersect. In this way, the graph divides the plane into open subsets, called faces.
- Draw a vertex inside each face. These are the vertices of G^* .

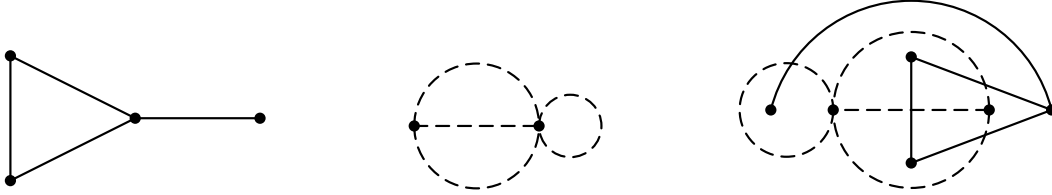


Figure 15: The first two pictures show a graph G and its dual graph G^* . The right picture shows the construction of G^* from G (or vice versa).

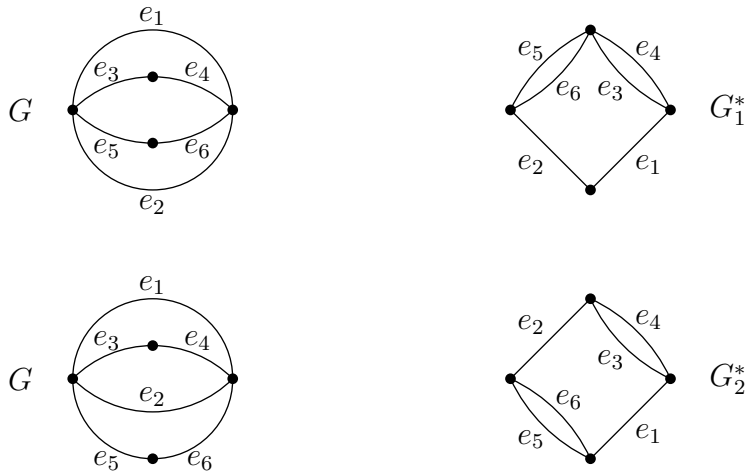


Figure 16: An example showing that different embeddings of a planar graph G into the plane yield different dual graphs G_1^* and G_2^* .

- For each edge e_i of G draw a new edge e_i^* connecting the two vertices of the faces, which are separated by e_i . The new edges e_i^* are the edges of G^* .

An example for this construction is shown in fig. 15. We note from the construction of the dual graph, that for each external edge in G there is a self-loop in G^* and that for each self-loop in G there is an external edge in G^* .

If we now associate the variable x_i to the edge e_i of G as well as to the edge e_i^* of G^* we have

$$\mathcal{K}(G^*) = \mathcal{U}(G), \quad \mathcal{K}(G) = \mathcal{U}(G^*). \quad (92)$$

It is important to note that the above construction of the dual graph G^* depends on the way, how G is drawn in the plane. A given graph G can have several topologically distinct dual graphs. These dual graphs have the same Kirchhoff polynomial. An example is shown in fig. 16. For this example one finds

$$\begin{aligned} \mathcal{K}(G) &= \mathcal{U}(G_1^*) = \mathcal{U}(G_2^*) = (x_1 + x_2)(x_3 + x_4)(x_5 + x_6) + x_3x_4(x_5 + x_6) + (x_3 + x_4)x_5x_6, \\ \mathcal{U}(G) &= \mathcal{K}(G_1^*) = \mathcal{K}(G_2^*) = x_1x_2(x_3 + x_4 + x_5 + x_6) + (x_1 + x_2)(x_3 + x_4)(x_5 + x_6). \end{aligned} \quad (93)$$

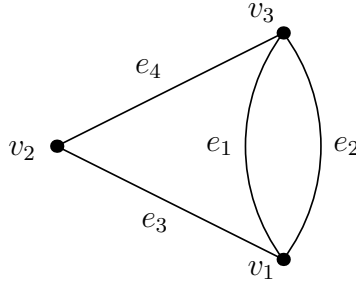


Figure 17: A graph G .

8 Matroids

In this section we introduce the basic terminology of matroid theory. We are in particular interested in cycle matroids. A cycle matroid can be constructed from a graph and it contains the information which is needed for the construction of the Kirchhoff polynomial and therefore as well for the construction of the first Symanzik polynomial \mathcal{U} . In terms of matroids we want to discuss the fact, that two different graphs can have the same Kirchhoff polynomial. We have already encountered an example in fig. 16. We review a theorem on matroids which determines the classes of graphs whose Kirchhoff polynomials are the same. For a detailed introduction to matroid theory we refer to [58, 59].

We introduce cycle matroids by an example and consider the graph G of fig. 17. The graph G has three vertices $V = \{v_1, v_2, v_3\}$ and four edges $E = \{e_1, e_2, e_3, e_4\}$. The graph has five spanning trees given by the sets of edges $\{e_1, e_3\}$, $\{e_1, e_4\}$, $\{e_2, e_3\}$, $\{e_2, e_4\}$, $\{e_3, e_4\}$, respectively. We obtain the Kirchhoff polynomial $\mathcal{K} = x_1x_3 + x_1x_4 + x_2x_3 + x_2x_4 + x_3x_4$. The incidence matrix of a graph G with r vertices and n edges is a $r \times n$ -matrix $B = (b_{ij})$, defined by

$$b_{ij} = \begin{cases} 1, & \text{if } e_j \text{ is incident to } v_i, \\ 0, & \text{else.} \end{cases} \quad (94)$$

For the graph G of fig. 17 the incidence matrix reads

$$\begin{array}{cccc} & e_1 & e_2 & e_3 & e_4 \\ \begin{pmatrix} 1 & 1 & 1 & 0 \\ 0 & 0 & 1 & 1 \\ 1 & 1 & 0 & 1 \end{pmatrix}, \end{array}$$

where we indicated that each column vector corresponds to one edge of the graph. Let us focus on the set of these four column vectors. We want to consider all subsets of these vectors which are linearly independent over \mathbb{Z}_2 . Obviously the set of all four vectors and the set of any three of the given vectors are linearly dependent over \mathbb{Z}_2 . Furthermore the first two columns corresponding to $\{e_1, e_2\}$ are equal and therefore linearly dependent. Hence the linearly independent subsets are all sets with only one vector and all sets with two vectors, except for the just mentioned one

consisting of the first and second column. For each set of linearly independent vectors let us now write the set of the corresponding edges. The set of all these sets shall be denoted \mathcal{I} . We obtain

$$\mathcal{I} = \{\emptyset, \{e_1\}, \{e_2\}, \{e_3\}, \{e_4\}, \{e_1, e_3\}, \{e_1, e_4\}, \{e_2, e_3\}, \{e_2, e_4\}, \{e_3, e_4\}\}. \quad (95)$$

The empty set is said to be independent and is included here by definition. Let us make the important observation, that the sets in \mathcal{I} which have two elements, i.e. the maximal number of elements, are exactly the sets of edges of the spanning trees of the graph given above.

The pair (E, \mathcal{I}) consisting of the set of edges E and the set of linearly independent sets \mathcal{I} is an example of a matroid. Matroids are defined as ordered pairs (E, \mathcal{I}) where E is a finite set, the ground set, and where \mathcal{I} is a collection of subsets of E , called the independent sets, fulfilling the following conditions:

1. $\emptyset \in \mathcal{I}$.
2. If $I \in \mathcal{I}$ and $I' \subseteq I$, then $I' \in \mathcal{I}$.
3. If I_1 and I_2 are in \mathcal{I} and $|I_1| < |I_2|$, then there is an element e of $I_2 - I_1$ such that $I_1 \cup e \in \mathcal{I}$.

All subsets of E which do not belong to \mathcal{I} are called dependent. The definition goes back to Whitney who wanted to describe the properties of linearly independent sets in an abstract way. In a similar way as a topology on a space is given by the distinction between open and closed sets, a matroid is given by deciding, which of the subsets of a ground set E shall be called independent and which dependent. A matroid can be defined on any kind of ground set, but if we choose E to be a set of vectors, we can see that the conditions for the independent sets match with the well-known linear independence of vectors.

Let us go through the three conditions. The first condition simply says that the empty set shall be called independent. The second condition states that a subset of an independent set is again an independent set. This is fulfilled for sets of linearly independent vectors as we already have seen in the above example. The third condition is called the independence augmentation axiom and may be clarified by an example. Let the sets

$$I_1 = \left\{ \begin{pmatrix} 1 \\ 0 \\ 0 \\ 0 \end{pmatrix}, \begin{pmatrix} 0 \\ 1 \\ 0 \\ 0 \end{pmatrix} \right\}, \quad I_2 = \left\{ \begin{pmatrix} 1 \\ 0 \\ 0 \\ 0 \end{pmatrix}, \begin{pmatrix} 0 \\ 1 \\ 1 \\ 1 \end{pmatrix}, \begin{pmatrix} 1 \\ 0 \\ 0 \\ 1 \end{pmatrix} \right\}$$

be linearly independent sets of vectors, where I_2 has more elements than I_1 . $I_2 - I_1$ is the set of vectors in I_2 which do not belong to I_1 . The set $I_2 - I_1$ contains for example $e = (1, 0, 0, 1)^T$ and if we include this vector in I_1 then we obtain again a linearly independent set. The third condition states that such an e can be found for any two independent sets with different numbers of elements.

The most important origins of examples of matroids are linear algebra and graph theory. The cycle matroid (or polygon matroid) of a graph G is the matroid whose ground set E is given by

the edges of G and whose independent sets \mathcal{I} are given by the linearly independent subsets over \mathbb{Z}_2 of column vectors in the incidence matrix of G . We can convince ourselves, that \mathcal{I} fulfills the conditions layed out above.

Let us consider the bases or maximal independent sets of a matroid (E, \mathcal{I}) . These are the sets in \mathcal{I} which are not proper subsets of any other sets in \mathcal{I} . The set of these bases of a matroid shall be denoted \mathcal{B} and it can be defined by the following conditions:

1. \mathcal{B} is non-empty.
2. If B_1 and B_2 are members of \mathcal{B} and $x \in B_1 - B_2$, then there is an element y of $B_2 - B_1$ such that $(B_1 - x) \cup y \in \mathcal{B}$.

One can show, that all sets in \mathcal{B} have the same number of elements. Furthermore \mathcal{I} is uniquely determined by \mathcal{B} : it contains the empty set and all subsets of members of \mathcal{B} .

Let $M = (E, \mathcal{I})$ be the cycle matroid of a connected graph G and let $\mathcal{B}(M)$ be the set of bases. Then one can show that $\mathcal{B}(M)$ consists of the sets of edges of the spanning trees in G . In other words, T is a spanning tree of G if and only if its set of edges are a basis in $\mathcal{B}(M)$. We can therefore relate the Kirchhoff polynomial to the bases of the cycle matroid:

$$\mathcal{K} = \sum_{B_j \in \mathcal{B}(M)} \prod_{e_i \in B_j} x_i. \quad (96)$$

The Kirchhoff polynomial of G is called a basis generating polynomial of the matroid M associated to G . The Kirchhoff polynomial allows us to read off the set of bases $\mathcal{B}(M)$. Therefore two graphs without any self-loops have the same Kirchhoff polynomial if and only if they have the same cycle matroid associated to them.

Let us cure a certain ambiguity which is still left when we consider cycle matroids and Kirchhoff polynomials and which comes from the freedom in giving names to the edges of the graph. In the graph of fig. 17 we could obviously choose different names for the edges and their Feynman parameters, for example the edge e_2 could instead be named e_3 and vice versa. As a consequence we would obtain a different cycle matroid where compared to the above one, e_3 takes the place of e_2 and vice versa. Similarly, we would obtain a different Kirchhoff polynomial, where the variables x_2 and x_3 are exchanged. Of course we are not interested in any such different cases which simply result from a change of variable names. Therefore it makes sense to consider classes of isomorphic matroids and Kirchhoff polynomials.

Let M_1 and M_2 be two matroids and let $E(M_1)$ and $E(M_2)$ be their ground sets, respectively. The matroids M_1 and M_2 are called isomorphic if there is a bijection ψ from $E(M_1)$ to $E(M_2)$ such that $\psi(I)$ is an independent set in M_2 if and only if I is an independent set in M_1 . The mentioned interchange of e_2 and e_3 in the above example would be such a bijection: $\psi(e_2) = e_3$, $\psi(e_3) = e_2$, $\psi(e_i) = e_i$ for $i = 1, 4$. The new matroid obtained this way is isomorphic to the above one and its independent sets are given by interchanging e_2 and e_3 in \mathcal{I} of eq. (95). In the same sense we want to say that two Kirchhoff polynomials are isomorphic if they are equal up to bijections on their sets of variables.

Now let us come to the question when the Kirchhoff polynomials of two different graphs are isomorphic, which means that after an appropriate change of variable names they are equal.

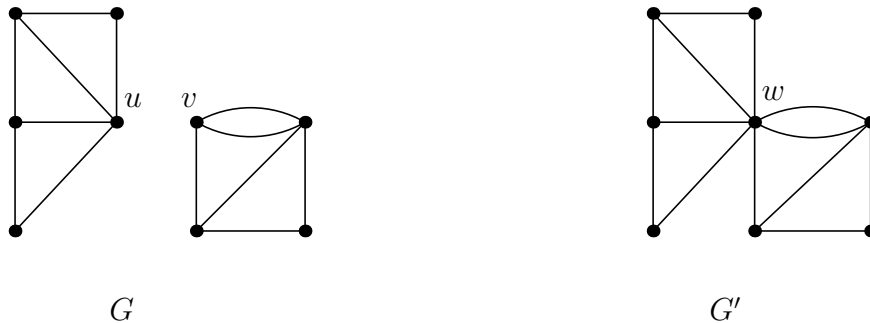


Figure 18: Vertex identification and cleaving

From the above discussion and eq. (96) it is now clear, that these are exactly the cases where the cycle matroids of the graphs are isomorphic. The question when two graphs have isomorphic cycle matroids was answered in the following theorem of Whitney [60] (also see [61]) which was one of the foundational results of matroid theory:

Let G and H be graphs having no isolated vertices. Then the cycle matroids $M(G)$ and $M(H)$ are isomorphic if and only if G is obtained from H after a sequence of the following three transformations:

1. Vertex identification: Let u and v be vertices of distinct components of a graph G . Then a new graph G' is obtained from the identification of u and v as a new vertex w in G' (see the transition from G to G' in fig. 18).
2. Vertex cleaving: Vertex cleaving is the reverse operation of vertex identification, such that from cleaving at vertex w in G' we obtain u and v in distinct components of G (see the transition from G' to G in fig. 18).
3. Twisting: Let G be a graph which is obtained from two disjoint graphs G_1 and G_2 by identifying the vertices u_1 of G_1 and u_2 of G_2 as a vertex u of G and by identifying the vertices v_1 of G_1 and v_2 of G_2 as a vertex v of G . Then the graph G' is called the twisting of G about $\{u, v\}$ if it is obtained from G_1 and G_2 by identifying instead u_1 with v_2 and v_1 with u_2 (see fig. 19).

Proofs can be obtained from [58, 60–62]. As a consequence of Whitney's theorem, the Kirchhoff polynomials $\mathcal{K}(G)$ and $\mathcal{K}(H)$ of the connected graphs G and H , both without any self-loops, are isomorphic if and only if G is obtained from H by a sequence of the above three transformations. For the transformations of vertex identification and vertex cleaving this is obvious from a well-known observation: If two distinct components G_1 and G_2 are obtained from G after vertex cleaving, then $\mathcal{K}(G)$ is the product of $\mathcal{K}(G_1)$ and $\mathcal{K}(G_2)$. Therefore any other graph G' obtained from G_1 and G_2 after vertex identification has the same Kirchhoff polynomial $\mathcal{K}(G') = \mathcal{K}(G_1) \cdot \mathcal{K}(G_2) = \mathcal{K}(G)$. The non-trivial part of the statement on the Kirchhoff polynomials of G and H is the relevance of the operation of twisting. In the initial example of fig. 16 the two graphs G_1^* and G_2^* can be obtained from each other by twisting.

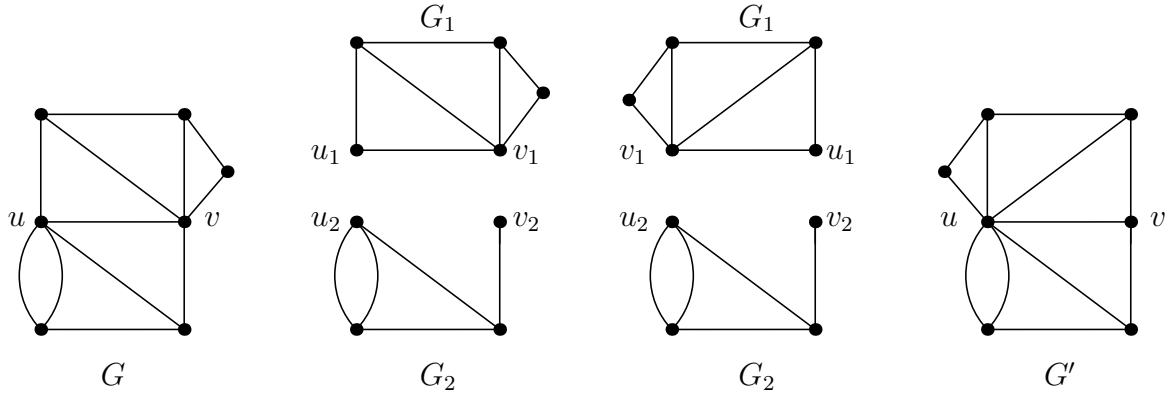


Figure 19: Twisting about u and v

There is an alternative definition of a matroid: Instead of specifying the set \mathcal{I} of independent sets a matroid can be defined by a rank function, which associates a non-negative integer to every sub-set of the ground set. The rank function has to satisfy for all $S, S' \subseteq E$ the following three conditions:

1. $\text{rk}(S) \leq |S|$.
2. $S' \subset S$ implies $\text{rk}(S') \leq \text{rk}(S)$.
3. $\text{rk}(S \cup S') + \text{rk}(S \cap S') \leq \text{rk}(S) + \text{rk}(S')$.

The independent sets are exactly those for which $\text{rk}(S) = |S|$ holds. For the cycle matroid of a graph G we can associate to a subset S of E the spanning sub-graph H of G obtained by taking all the vertices of G , but just the edges which are in S . In this case the rank of S equals the number of vertices of H minus the number of connected components of H . The multivariate Tutte polynomial for a matroid is defined by

$$\tilde{Z}(q, x_1, \dots, x_n) = \sum_{S \subseteq E} q^{-\text{rk}(S)} \prod_{e_i \in S} x_i. \quad (97)$$

It is a polynomial in $1/q$ and x_1, \dots, x_n . Since a matroid can be defined by giving the rank for each subset S of E , it is clear that the multivariate Tutte polynomial encodes all information of a matroid. For the cycle matroid of a graph G with r vertices the multivariate Tutte polynomial \tilde{Z} of the matroid is related to the multivariate Tutte polynomial Z of the graph by

$$\tilde{Z}(q, x_1, \dots, x_n) = q^{-r} Z(q, x_1, \dots, x_n). \quad (98)$$

For a matroid there are as well the notions of duality, deletion and contraction. Let us start with the definition of the dual of a matroid. We consider a matroid M with the ground set E and the set of bases $\mathcal{B}(M) = \{B_1, B_2, \dots, B_n\}$. The dual matroid M^* of M is the matroid with ground set

E and whose set of bases is given by $\mathcal{B}(M^*) = \{E - B_1, E - B_2, \dots, E - B_n\}$. It should be noted that in contrast to graphs the dual matroid can be constructed for any arbitrary matroid.

Deletion and contraction for matroids are defined as follows: Let us consider a matroid $M = (E, \mathcal{I})$ with ground set E and \mathcal{I} being the set of independent sets. Let us divide the ground set E into two disjoint sets X and Y :

$$E = X \cup Y, \quad X \cap Y = \emptyset. \quad (99)$$

We denote by \mathcal{I}_Y the elements of \mathcal{I} , which are sub-sets of Y . The matroid $M - X$ is then defined as the matroid with ground set $E - X = Y$ and whose set of independent sets is given by \mathcal{I}_Y . We say that the matroid $M - X$ is obtained from the matroid M by deleting X . The contracted matroid M/X is defined as follows:

$$M/X = (M^* - X)^*, \quad (100)$$

i.e. one deletes from the dual M^* the set X and takes then the dual. The contracted matroid M/X has the ground set $E - X$. With these definitions of deletion and contraction we can now state the recursion relation for the multivariate Tutte polynomial of a matroid: We have to distinguish two cases. If the one-element set $\{e\}$ is of rank zero (corresponding to a self-loop in a graph) we have

$$\tilde{Z}(M) = \tilde{Z}(M - \{e\}) + x_e \tilde{Z}(M/\{e\}). \quad (101)$$

Otherwise we have

$$\tilde{Z}(M) = \tilde{Z}(M - \{e\}) + \frac{x_e}{q} \tilde{Z}(M/\{e\}). \quad (102)$$

The recursion terminates for a matroid with an empty ground set, in this case we have $\tilde{Z} = 1$. The fact that one has a different recursion relation for the case where the one-element set $\{e\}$ is of rank zero is easily understood from the definition of \tilde{Z} and the relation to graphs: For a cycle matroid \tilde{Z} differs from Z by the extra factor q^{-r} , where r is the number of vertices of the graph. If e is a self-loop of G , the contracted graph G/e equals $G - e$ and in particular it has the same number of vertices as G . In all other cases the contracted graph G/e has one vertex less than G , which is reflected by the factor $1/q$ in eq. (102).

9 Conclusions

In this review we considered polynomials associated to Feynman graphs. The integrand of a Feynman loop integral is directly related to two graph polynomials, which are called the first and the second Symanzik polynomial. Upon a simple substitution the first Symanzik polynomial is related to the Kirchhoff polynomial of the graph. The graph polynomials have many interesting properties. We discussed the interpretation in terms of spanning trees and spanning forests, the all-minors matrix-tree theorem as well as recursion relations due to contraction and deletion of

edges. These properties in turn provide a variety of methods to compute the graph polynomials. We provided a detailed discussion of Dodgson's identity. This identity provides a factorisation formula for a certain combination of graph polynomials and can be used in practical calculations. In addition we discussed the generalisation of the two graph polynomials towards the multivariate Tutte polynomial and matroids. Matroid theory gives an answer to the question under which conditions two inequivalent graphs have the same Kirchhoff polynomial.

References

- [1] S. Bloch, H. Esnault, and D. Kreimer, *Comm. Math. Phys.* **267**, 181 (2006), math.AG/0510011.
- [2] S. Bloch and D. Kreimer, *Commun. Num. Theor. Phys.* **2**, 637 (2008), arXiv:0804.4399.
- [3] S. Bloch, *Japan J. Math.* **2**, 165 (2007).
- [4] S. Bloch, (2008), arXiv:0810.1313.
- [5] Y. André, (2008), arXiv:0812.3920.
- [6] F. Brown, *Commun. Math. Phys.* **287**, 925 (2008), arXiv:0804.1660.
- [7] F. Brown, (2009), arXiv:0910.0114.
- [8] F. Brown and K. Yeats, (2009), arXiv:0910.5429.
- [9] O. Schnetz, (2008), arXiv:0801.2856.
- [10] O. Schnetz, (2009), arXiv:0909.0905.
- [11] M. Marcolli and A. Rej, *J. Phys.* **A41**, 315402 (2008), arXiv:0806.1681.
- [12] P. Aluffi and M. Marcolli, *Commun. Num. Theor. Phys.* **3**, 1 (2009), arXiv:0807.1690.
- [13] P. Aluffi and M. Marcolli, (2008), arXiv:0811.2514.
- [14] P. Aluffi and M. Marcolli, (2009), arXiv:0901.2107.
- [15] P. Aluffi and M. Marcolli, (2009), arXiv:0907.3225.
- [16] M. Marcolli, *Feynman Motives* (World Scientific, 2010).
- [17] C. Bergbauer, R. Brunetti, and D. Kreimer, (2009), arXiv:0908.0633.
- [18] S. Laporta, *Phys. Lett.* **B549**, 115 (2002), hep-ph/0210336.
- [19] S. Laporta and E. Remiddi, *Nucl. Phys.* **B704**, 349 (2005), hep-ph/0406160.

- [20] S. Laporta, *Int. J. Mod. Phys. A* **23**, 5007 (2008), arXiv:0803.1007.
- [21] D. H. Bailey, J. M. Borwein, D. Broadhurst, and M. L. Glasser, (2008), arXiv:0801.0891.
- [22] J. Blümlein, D. J. Broadhurst, and J. A. M. Vermaseren, *Comput. Phys. Commun.* **181**, 582 (2010), arXiv:0907.2557.
- [23] P. Belkale and P. Brosnan, *Int. Math. Res. Not.* , 2655 (2003).
- [24] P. Belkale and P. Brosnan, *Duke Math. Journal* **116**, 147 (2003).
- [25] I. Bierenbaum and S. Weinzierl, *Eur. Phys. J.* **C32**, 67 (2003), hep-ph/0308311.
- [26] C. Bogner and S. Weinzierl, *Comput. Phys. Commun.* **178**, 596 (2008), arXiv:0709.4092.
- [27] C. Bogner and S. Weinzierl, *J. Math. Phys.* **50**, 042302 (2009), arXiv:0711.4863.
- [28] A. G. Grozin, (2008), arXiv:0809.4540.
- [29] E. Patterson, (2009), Ph.D. thesis, University of Chicago.
- [30] G. Kirchhoff, *Ann. Physik Chemie* **72**, 497 (1847).
- [31] R. J. Eden, P. V. Landshoff, D. I. Olive, and J. C. Polkinghorne, *The Analytic S-Matrix* (Cambridge University Press, 1966).
- [32] R. C. Hwa and V. L. Teplitz, *Homology and Feynman Integrals* (W. A. Benjamin, 1966).
- [33] N. Nakanishi, *Graph Theory and Feynman Integrals* (Gordon and Breach, 1971).
- [34] I. T. Todorov, *Analytic Properties of Feynman Diagrams in Quantum Field Theory* (Pergamon Press, 1971).
- [35] O. I. Zavialov, *Renormalized Quantum Field Theory* (Kluwer, 1990).
- [36] V. A. Smirnov, *Feynman integral calculus* (Springer, Berlin, 2006).
- [37] C. Itzykson and J. B. Zuber, *Quantum Field Theory* (McGraw-Hill, New York, 1980).
- [38] S. Weinzierl, *Fields Inst. Commun.* **50**, 345 (2006), hep-ph/0604068.
- [39] W. T. Tutte, *Graph Theory*, Encyclopedia of mathematics and its applications Vol. 21 (Addison-Wesley, 1984).
- [40] R. P. Stanley, *Ann. Combin.* **2**, 351 (1998).
- [41] S. Chaiken, *SIAM J. Alg. Disc. Meth.* **3**, 319 (1982).
- [42] W. K. Chen, *Applied graph theory, graphs and electrical networks* (North Holland, 1982).

- [43] J. Moon, *Discrete Math.* **124**, 163 (1994).
- [44] C. Godsil and G. Royle, *Algebraic Graph Theory* (Springer, 2001).
- [45] A. D. Sokal, in: B. S. Webb, editor, *Surveys in Combinatorics*, Cambridge University Press (2005), math/0503607.
- [46] W. T. Tutte, *Proc. Cambridge Phil. Soc.* **43**, 26 (1947).
- [47] W. T. Tutte, *Can. J. Math.* **6**, 80 (1954).
- [48] W. T. Tutte, *J. Combin. Theory* **2**, 301 (1967).
- [49] J. Ellis-Monaghan and C. Merino, in: M. Dehmer, editor, *Structural Analysis of Complex Networks*, Birkhäuser (2010), arXiv:0803.3079.
- [50] J. Ellis-Monaghan and C. Merino, in: M. Dehmer, editor, *Structural Analysis of Complex Networks*, Birkhäuser (2010), arXiv:0806.4699.
- [51] T. Krajewski, V. Rivasseau, A. Tanasa, and Z. Wang, (2008), arXiv:0811.0186.
- [52] C. L. Dodgson, *Proc. Roy. Soc. London* **15**, 150 (1866).
- [53] D. Zeilberger, *Electron. J. Combin.* **4**, 2 (1997).
- [54] J. Stembridge, *Ann. Combin.* **2**, 365 (1998).
- [55] C. Kuratowski, *Fund. Math.* **15**, 271 (1930).
- [56] K. Wagner, *Math. Ann.* **114**, 570 (1937).
- [57] R. Diestel, *Graph Theory* (Springer, 2005).
- [58] J. Oxley, *Matroid Theory* (Oxford University Press, 2006).
- [59] J. Oxley, *Cubo* **5**, 179 (2003).
- [60] H. Whitney, *Amer. J. Math.* **55**, 245 (1933).
- [61] J. Oxley, in: N. White, editor, *Theory of Matroids* (1986).
- [62] K. Truemper, *J. Graph Theory* **4**, 43 (1980).