

Prediction Of A Multi-Center Bonded Solid Boron Hydride for Hydrogen Storage

Tesfaye A. Abteu, Bi-ching Shih, Pratibha Dev, and Peihong Zhang*

Department of Physics, University at Buffalo, State University of New York, Buffalo, New York 14260, USA

Vincent H. Crespi

*Department of Physics and Department of Materials Science and Engineering,
The Pennsylvania State University, 104 Davey Lab, University Park, Pennsylvania, 16802, USA*

(Dated: May 29, 2018)

An ideal material for on-board hydrogen storage must release hydrogen at practical temperature and pressure and also regenerate efficiently under similarly gentle conditions. Therefore, thermodynamically, the hydride material must lie within a narrow range near the hydrogenation/dehydrogenation phase boundary. Materials involving only conventional bonding mechanisms are unlikely to meet these requirements. In contrast, materials containing certain frustrated bonding are designed to be on the verge of frustration-induced phase transition, and they may be better suited for hydrogen storage. Here we propose a novel layered solid boron hydride and show its potential for hydrogen storage. The absence of soft phonon modes confirms the dynamical stability of the structure. Charging the structure significantly softens hydrogen-related phonon modes. Boron-related phonons, in contrast, are either hardened or not significantly affected by electron doping. These results suggest that electrochemical charging may facilitate hydrogen release while the underlying boron network remains intact for subsequent rehydrogenation.

Hydrogen fuel cells are attractive for their very high efficiency. Beyond the technology of the cells themselves, these systems present two major challenges to current technologies: economic large-scale hydrogen production and practical small-scale on-board hydrogen storage¹. The storage problem in particular demands fundamentally new transformative science and engineering, since the standard modes of chemical and physical interaction known for hydrogen appear to be grossly insufficient to meet the needs. All current hydrogen storage technologies (e.g. cryogenic liquid, high-pressure gas cells, low-temperature adsorbates, metal hydrides, and chemical storage) suffer from one or more major deficiencies in cost, thermodynamic efficiency, volumetric capacity, kinetics, gravimetric density, long-term storage and reversibility². These deficiencies are so strong that a clear engineering path to a practical storage system has not yet been envisioned. For example, transition metal hydrides usually have desired hydrogen release kinetics but fall short of the target storage capacity. Physisorption storage schemes, on the other hand, suffer from thermodynamic issues of storage capacity. Complex hydrides

formed from the restricted class of light metals (e.g. MAIH_4 ³ and MBH_4 ⁴, where M denotes light metal such as Na or Li) and amide materials⁵ suffer from issues of kinetics and variable desorption energies for successive hydrogens release. Systems based on amino-boranes (e.g. NH_3BH_3 ^{6,7} and related compounds) have a fine balance of chemical energies that enable hydrogen release under relatively gentle conditions. However, successive hydrogens are progressively harder to remove, and the final dehydrogenated compound is a refractory ceramic that is not amenable to reversible rehydrogenation.

It is interesting that all three major classes of hydrogen storage materials investigated so far (i.e., low temperature adsorbates, metal hydrides, and chemical storage) overlaps with regards to only boron. Examples include physical adsorption systems with boron-doped carbons⁸⁻¹⁰, chemical systems using ammonia borane derivatives and light metal borohydrides. Boron is distinguished from the remainder of the periodic table by an *electronic frustration*. As a result, boron-based materials are well-known for their rich and highly unconventional chemistry. Having only three valence electrons, boron cannot form a sufficient number of traditional covalent bonds to reach a close-shell configuration. Being a small, tight first-row p-block element, it is insufficiently electropositive to participate strongly in traditional metallic bonding, yet also insufficiently electronegative to be dominated by highly stable ionic configurations. These properties force boron to assume unusual multi-center bonding configurations in many of its compounds. One of the most famous examples, and a distinct feature of electron deficiency, is the three-center two-electron (3c2e) found in many boranes. Chemically frustrated boron, when properly deployed in a supporting chemical framework, provides an intriguing opportunity to attain an intermediate bonding with hydrogen. In this paper, we exploit the rich chemistry of boron and hydrogen to propose a novel solid boron hydride structure which contains intermediate strength 3c2e-like multi-center B-H bonds and investigate its potential for on-board hydrogen storage.

Model

Although the rich boron chemistry explored to date has been dominated by three dimensional cage structures¹¹⁻¹³, computational and experimental studies¹⁴⁻¹⁶

have begun to uncover a latent planar aspect in boron-rich materials. In the past decades, ab-initio results of different planar and quasi-planar structures of boron clusters have been proposed^{17–19}. Though these clusters were studied experimentally, understanding of their structural and electronic properties has been a challenge. Most recently, photoelectron spectroscopy (PES) technique^{20,21} is used to unravel better structural information of boron clusters. Using a combination of PES technique and ab-initio calculations, a stable planar structure of boron clusters containing ten to fifteen atoms^{20,21} are shown to exist. Furthermore, a new class of planar boron sheets are predicted to exist through a self-doping mechanism^{22,23}. The stability of these sheets are explained with a bonding mechanism which arises from the competition of a two- and three-center bonding.

Pure hexagonal boron layer, although not stable alone due to electron deficiency, can be stabilized by intercalating electron donors such as Mg and Al to form MgB_2 and AlB_2 , (and also TaB_2 , HfB_2 , ZrB_2 , and TiB_2). This hexagonal boron sheet has a much greater structural flexibility than does graphite: for example, the in-plane lattice constant expands from 3.01 Å in AlB_2 to 3.17 Å in ZrB_2 . Very recently, the possibility of using planar boron sheets with possible alkali metals as a template for hydrogen storage has been investigated²⁴. In this work, we propose that the electron donor can also be hydrogen atoms. In fact, nature finds a way to stabilize the electron-deficient molecule diborane through the formation of 3c2e bonds between boron and hydrogen. It is plausible that the electron-deficient hexagonal boron network can be stabilized in part or whole through the formation of 3c2e bonds with hydrogen, as shown in Fig. 1, which we denote as “ B_2H_2 ”. The boron atoms in B_2H_2 form borane-like 3c2e bonds with bridging hydrogen atoms and connect to their third in-plane neighbor via a conventional sp^2 hybridization (shown in Fig. 1). Note that the hydrogen atoms are bound to the hexagonal boron plane in pairs, one above, and the other below the plane. These weakly bonded hydrogens are crucial to stabilize the boron network and are desirable for the release of hydrogen at practical conditions. The extended boron framework in this solid boron-hydride structure is quite distinct from a collection of individual diborane molecules. Preservation of the backbone boron structure over cycling (by means of kinetic barriers against framework decomposition) would be extremely advantageous for regeneration as compared to traditional boron hydrides, i.e., boranes.

Methods: Computational details

The density functional theory²⁵ based first-principles calculations in the present work are performed using the QUANTUM ESPRESSO²⁶ package. The generalized gradient approximation (GGA) of Perdew, Burke, and Ernzerhof²⁷ is used for the exchange and correlation

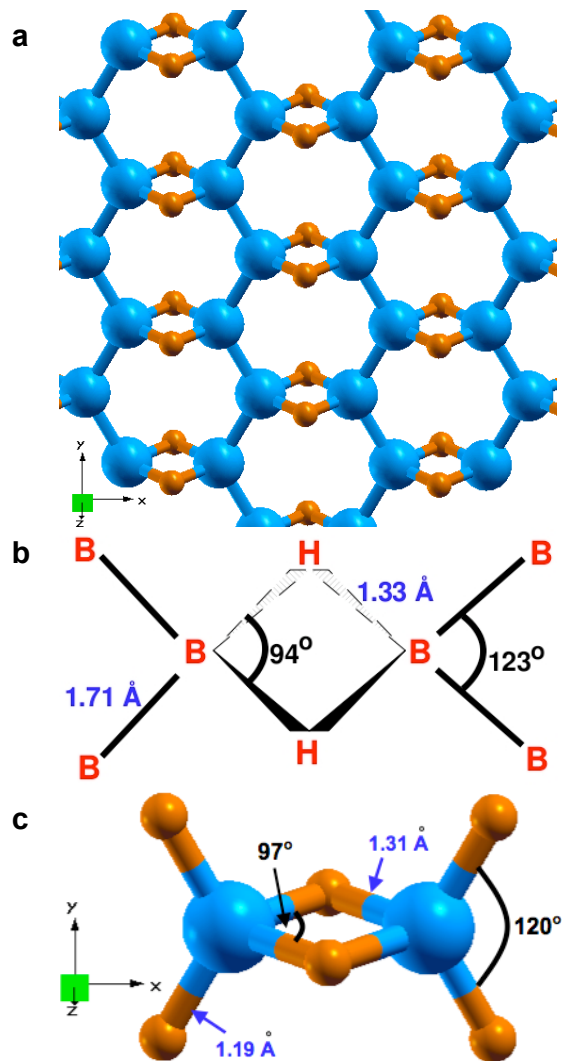


FIG. 1: Structure of single-layer B_2H_2 : a, The relaxed structure. b, The corresponding bond angles and bond lengths. c, The structure of diborane. Boron is blue and hydrogen is orange.

terms. Ultrasoft pseudopotentials²⁸ are used to describe the electron-ion interactions. The plane-wave energy cutoff is set at 50 Ry for the wave functions expansion and 500 Ry for the charge density. All structures are relaxed until the forces on each atom are less than 10^{-5} Ry/a.u. and the stress less than 1 GPa. In this work, we focus on the properties of single-layer B_2H_2 . Inter-layer binding will be investigated in the near future using a recently developed method for efficient calculations of the van der Waals energy²⁹. The charge density for a single-layer B_2H_2 is sampled with a k -point set of $32 \times 32 \times 8$ in the Brillouin zone. The phonon dispersion is calculated using the density functional perturbation theory³⁰. The dynamical matrices are calculated on a $6 \times 6 \times 4$ q -point. Next, the force constant matrices in real space are obtained by Fourier-transforming the dynamical ma-

trices. Finally, the dynamical matrix at any q -point is obtained by inverse Fourier-transformation of the force constant matrices. In the following sections, we discuss the electronic, structural, and dynamical properties for the proposed solid boron hydride B_2H_2 .

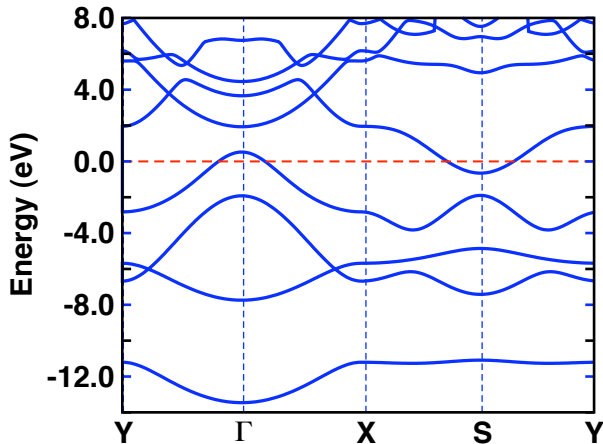


FIG. 2: Band structure of a single-layer of B_2H_2 . The Fermi level is at 0 eV and shown with red dotted line.

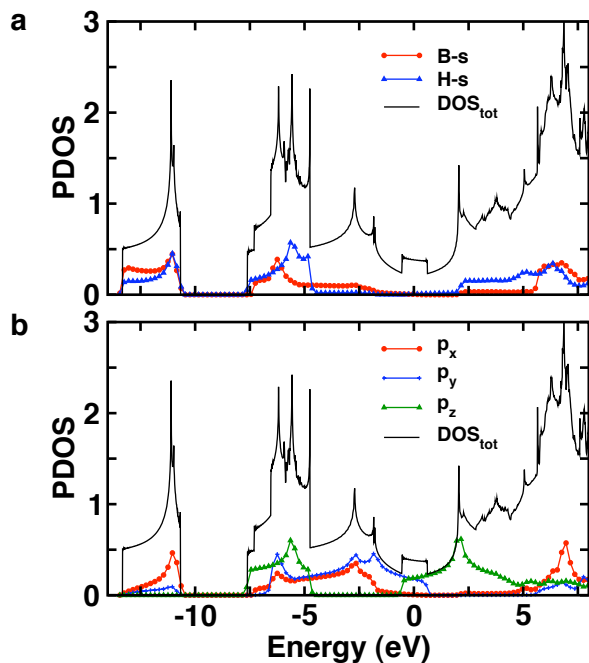


FIG. 3: Projected density of states (PDOS) and total density of states (DOS_{tot}) in a single-layer B_2H_2 . a, PDOS for B $2s$ and H $1s$, and b, PDOS for B- $2p_x$, B- $2p_y$ and B- $2p_z$. The Fermi level is at 0 eV. PDOS units are states/eV/cell.

Structural and electronic properties of single-layer B_2H_2

The proposed B_2H_2 layered structure has a D_{2h} symmetry which is the same as that of diborane. The calculated bond angles and bond lengths of B_2H_2 are close to those in diborane. The boron–boron (B–B) distance of the $3c2e$ bond is 1.82 Å, to be compared with 1.76 Å in diborane. The sp^2 B–B bond length (1.76 Å) is substantially shorter than the $3c2e$ B–B bond. For comparison, the theoretical B–B bond length in MgB_2 calculated within the GGA is 1.77 Å. The hydrogen–boron (H–B) bridge bond length is 1.33 Å. This is essentially the same as that in diborane and is substantially longer than the sp^2 H–B bond (1.19 Å). The B–H–B bridge bond angle is 86°, to be compared with 83° in diborane. These hydrogen bridge bonds are crucial to stabilize the boron network.

The band structure and projected density of states of the single-layer B_2H_2 are shown in Fig. 2 and Fig. 3 respectively. It is interesting to compare planar B_2H_2 to MgB_2 . Like MgB_2 , the system is metallic. However, unlike MgB_2 , the degeneracy of the $p - \sigma$ bands at the Γ -point in MgB_2 is now removed due to lowering of the symmetry from D_{6h} to D_{2h} . As a result, only one of the $p - \sigma$ bands crosses the Fermi level and the hole pocket near the Γ -point comes from the upper $p - \sigma$ band. The degeneracy of the $p - \pi$ bonding and antibonding states near the Fermi level is also removed. Similar to that in MgB_2 , the Fermi surface of B_2H_2 also consists of both a $p - \sigma$ derived hole pocket and a $p - \pi$ derived electron pockets. The projected density of states plot also shows significant involvement of the hydrogen s states in the bonding.

Phonon dispersion and dynamical stability

To investigate the dynamical stability of the proposed structure, we carry out phonon calculations using density functional perturbation theory³⁰. The calculated phonon dispersion (shown in Fig. 4) reveals no soft phonon modes (i.e., imaginary phonon energies), thus verifying the dynamical stability of the B_2H_2 structure. The nine optical phonon modes can be classified using group theory analysis:

$$\begin{aligned} \Gamma_{vib} = & A_g^1[H-H(z)] + A_g^2[B-B(x)] + B_{1g}[B-B(y)] + \\ & B_{2g}[H-H(y)] + B_{3g}^1[H-H(x)] + B_{3g}^2[B-B(z)] + \\ & B_{1u}[H-B(z)] + B_{2u}[H-B(x)] + B_{3u}[H-B(y)]. \end{aligned}$$

The two A_g modes will mix so that the polarization vectors of the eigenmodes with the A_g symmetry will involve both hydrogen and boron motions. We denote the mode with primarily hydrogen motion as A_g^* . Similarly, the two B_{3g} modes will mix and we denote the one with

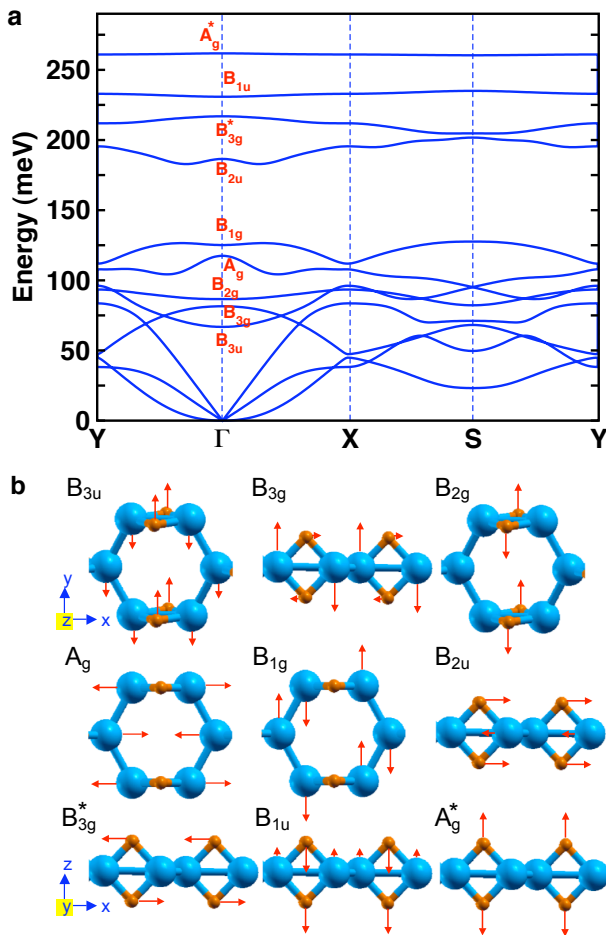


FIG. 4: Phonon dispersion: a, The calculated phonon dispersion for single-layer B_2H_2 . The labels at Γ are the nine optical phonon modes. b, The corresponding phonon polarization vectors of the optical phonons at Γ . Boron is blue and hydrogen is orange.

primarily hydrogen motion as B_{3g}^* . The phonon polarization vectors for the 9 optical phonon modes at Γ are also shown in Fig. 4(b).

The highest energy mode (A_g^*) is a symmetric stretching of H atoms perpendicular to the boron plane (i.e. along the z-direction), whereas the B_{1u} mode involves H–B vibrations in the z-direction. The next two phonon modes (B_{3g}^* and B_{2u}) are H–H and H–B vibrations along the direction of the bridging bonds (x-direction). The B_{1g} and A_g modes are similar to the E_g modes in the AlB_2 structure and involve boron motions in the boron plane (x-y plane). Note that the energies of these two modes are very close to the energy of the E_g phonon in AlB_2 but substantially higher than that in MgB_2 . The B_{2g} and B_{3u} modes involve H–H and H–B vibrations in the y-direction whereas the low energy B_{3g} mode consists primarily of boron vibration in the y-direction admixed with hydrogen motion in the x-direction.

One key aspect of the present work is to assess the feasibility of the B_2H_2 structure for hydrogen storage. This

requires not only a stable backbone structure that binds hydrogen with intermediate strength but also a structure that releases hydrogen under practical conditions. In the next section, we investigate the doping effects on the dynamical properties of B_2H_2 and discuss their implication for dehydrogenation.

Charge doping effects

Utilizing B_2H_2 for hydrogen storage requires not only a stable boron framework but also a practical hydrogen release mechanism. As discussed earlier, a planar hexagonal boron layer is not stable alone due to electron deficiency. If additional electrons are introduced to the B_2H_2 system (for example, by introducing Li), the boron network will be less electron deficient. As a result, the hydrogen bridge bonds should weaken with increasing charge doping. The hexagonal boron backbone structure, on the other hand, should remain stable under electron doping. Therefore, one may be able to control the strength of the hydrogen bridge bonds through electrochemical charge doping. This, when combined with thermal activation, may facilitate dehydrogenation and/or rehydrogenation.

Here we investigate this possibility by studying the effects of doping on the zone center phonon energies. Our results reveal that some of the phonon modes (especially those involving vibrations of hydrogen) are significantly softened by electron doping. Figure 5(a) and (b) show the softening of the hydrogen-related phonon modes, namely the A_g^* , B_{1u} , B_{3g}^* , and B_{3g} phonons. The softening of these hydrogen-related phonons is a result of the weakening of the hydrogen bridge bonds upon charge doping, which in turn should enhance hydrogen release.

In-plane boron modes (A_g and B_{1g}) show more subtle doping dependence. The B_{1g} mode hardens significantly with electron doping at low doping levels, reflecting a strengthening of the boron network. When doping level exceeds 0.5 electrons per cell, the B_{1g} mode softens slightly. At this doping level, excess electrons start to occupy high energy antibonding states. Although the system is still dynamically stable, thermodynamically it may prefer to release hydrogen in exchange for stabilizing the boron network. The A_{1g} mode, on the other hand, softens at low doping levels. Since this mode involves the stretching of both the B–B bonds and hydrogen bridge bonds, the initial softening of this mode shows the combined effects of strengthening the boron network and weakening the hydrogen bridge bonds. Clearly, at small doping, the weakening of the bridge bonds dominate.

Summary

In summary, we predict a novel layered solid boron hydride structure (B_2H_2) and investigate its structural,

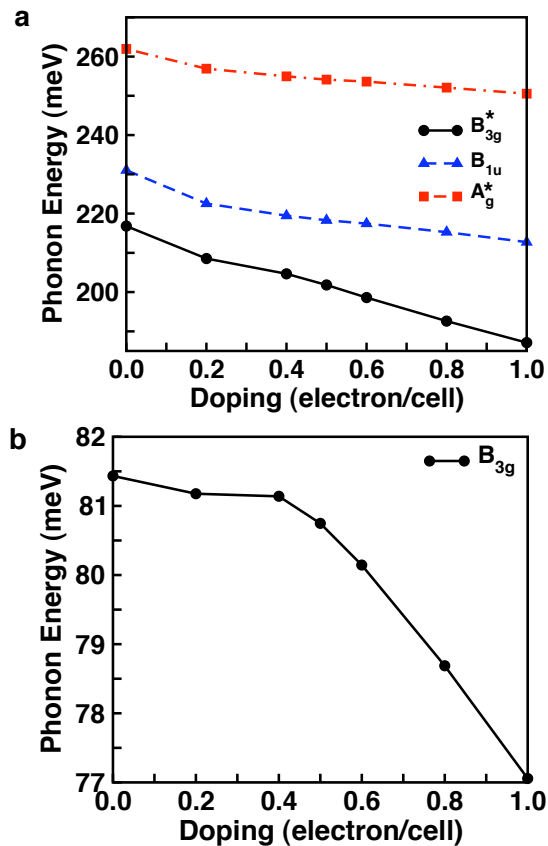


FIG. 5: Phonon energy as a function of doping levels for four hydrogen phonon modes at Γ for single-layer B₂H₂ a, the change in the phonon energy for the three higher energy H phonon modes B_{3g}^* , B_{1u} , and A_g^* and b, for lower energy H phonon mode B_{3g} .

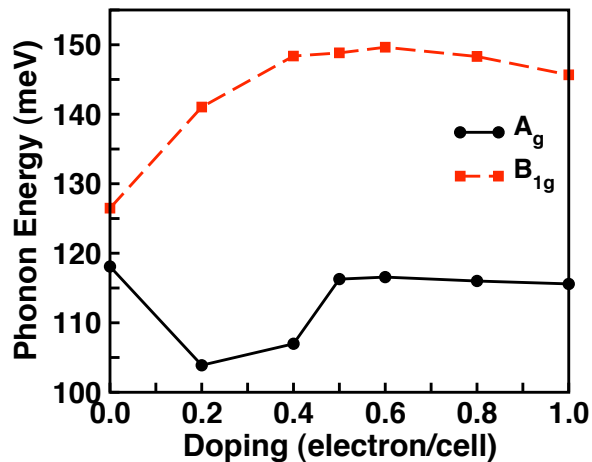


FIG. 6: Phonon energy as a function of doping levels for two boron phonon modes: A_g and B_{1g} phonon energies at Γ for single-layer B₂H₂.

electronic and phonon properties using density functional based first-principles electronic structure methods. The structure consists of a graphene-like hexagonal boron network and bridge hydrogens which form 3c2e-like multi-center B–H bonds. The formation of multi-center B–H bonds is critical to stabilize the electron-deficient hexagonal boron network. The phonon dispersion of single-layer B₂H₂ does not show any soft phonon modes, thus confirming the dynamical stability of the proposed structure. We also investigate the effects of charging on the dynamical properties of B₂H₂. The softening of the hydrogen related phonon modes upon charging suggests a weakening of the hydrogen bridge bonds. With the presence of extra electrons, the boron network becomes less electron-deficient therefore reducing the strength of the multi-center B–H bonds. These results suggest a charging-assisted hydrogen release mechanism. The boron network, however, remains stable upon charging.

Acknowledgments

This work was supported by the National Science Foundation through Grant No. CBET-0844720, and by the Petroleum Research Fund of the American Chemical Society through Grant No. 48810-DNI10. We acknowledge the computational support provided by the Center for Computational Research at the University at Buffalo, SUNY. VHC acknowledges the support from DOE through grant No. DE-FC36-05GO15077.

Additional information

The authors declare no competing financial interests.

* Electronic address: pzhang3@buffalo.edu

¹ Crabtree, G. W., Dresselhaus, M. S., and Buchanan, M. V.

- The hydrogen economy. *Physics Today* **57**, 39 (2004).
- ² Schlappbach, L. and Zuttel, A. Hydrogen-storage materials for mobile applications. *Nature* **414**, 353 (2001).
 - ³ Bogdanovic, B. and Schwickardi, M. Ti-doped alkali metal aluminium hydrides as potential novel reversible hydrogen storage materials. *J. of Alloys and Compounds* **253**, 1 (1997).
 - ⁴ Zuttel, A., Wenger, P., Rentsch, S., Sudan, P., Mauron, P., and Emmenegger, C. LiBH_4 a new hydrogen storage material. *J. of Power Sources* **118**, 1 (2003).
 - ⁵ Chen, P., Xiong, Z. T., Luo, J. Z., Lin, J. Y., and Tan, K. L. Interaction of hydrogen with nitrides and imides. *Nature* **420**, 302 (2002).
 - ⁶ Fakioglu, E., Yurum, Y., and Veziroglu, T. N. A review of hydrogen storage systems based on boron and its compounds. *Int. J. Hydrogen Energy* **29**, 1371 (2004).
 - ⁷ Gutowska, A., Li, L. Y., Shin, Y. S., Wang, C. M. M., Li, X. H. S., Linehan, J. C., Smith, R. S., Kay, B. D., Schmid, B., Shaw, W., Gutowski, M., and Autrey, T. Nanoscaffold mediates hydrogen release and the reactivity of ammonia borane. *Angewandte Chemie-International* **44**, 3578 (2005).
 - ⁸ Zhu, Z. H., Lu, G. Q., and Hatori, H. New insights into the interaction of hydrogen atoms with boron-substituted carbon. *J. of Phys. Chem. B* **110**, 1249–1255 (2006).
 - ⁹ Sankaran, M., Muthukumar, K., and Viswanathan, B. Boron-substituted fullerenes - can they be one of the options for hydrogen storage? *Fullerenes Nanotubes and Carbon Nanostructures* **13**, 43–52 (2005).
 - ¹⁰ Kim, Y. H., Zhao, Y. F., Williamson, A., Heben, M. J., and Zhang, S. B. Nondissociative adsorption of H_2 molecules in light-element-doped fullerenes. *Physical Rev. Lett.* **96**, 16102 (2006).
 - ¹¹ Perkins, C., Trenary, M., and Tanaka, T. Direct observation of (B_{12}) $(\text{B}_{12})_{12}$ supericosahedra as the basic structural element in YB_{66} . *Phys. Rev. Lett.* **77**, 4772 (1996).
 - ¹² Hubert, H., Devouard, B., Garvie, L., O’Keeffe, M., Buseck, P., Petuskey, W., and McMillan, P. Icosahedral packing of B_{12} icosahedra in boron suboxide (B_6O). *Nature* **391**, 376 (1998).
 - ¹³ N. Szwacki, A. S. and Yakobson, B. B_{80} fullerene: An ab initio prediction of geometry, stability, and electronic structure. *Phys. Rev. Lett.* **98**, 166804 (2007).
 - ¹⁴ Alexandrova, A. N. and Boldyrev, A. I. Arachno, nido, and closo aromatic isomers of the $\text{Li}_6\text{B}_6\text{H}_6$ molecule. *Inorganic Chemistry* **43**, 3588 (2004).
 - ¹⁵ Zhai, H. J., Kiran, B., Li, J., and Wang, L. S. Hydrocarbon analogues of boron clusters planarity, aromaticity and antiaromaticity. *Nature Mater* **2**, 827 (2003).
 - ¹⁶ Lau, K. C. and Pandey, R. Stability and electronic properties of atomistically-engineered 2D boron sheets. *J. Phys. Chem. C* **111**, 2906 (2007).
 - ¹⁷ Boustani, I. A comparative study of ab-initio SCF-CI and DFT. Example of small boron clusters. *Chem. Phys. Lett.* **233**, 273 (1995).
 - ¹⁸ Ricca, A. and Bauschlicher, C. W. The structure and stability of B_nH^+ clusters. *J. Chem. Phys.* **106**, 2317 (1997).
 - ¹⁹ Zhai, H. J., Wang, L. S., Alexandrova, A. N., and Boldyrev, A. I. Electronic structure and chemical bonding of B_5^- and B_5 by photoelectron spectroscopy and ab initio calculations. *J. Chem. Phys.* **117**, 7917 (2002).
 - ²⁰ Zhai, H. J., Kiran, B., Li, J., and Wang, L. S. Hydrocarbon analogues of boron clusters- planarity, aromaticity and antiaromaticity. *nature* **2**, 827 (2003).
 - ²¹ Sergeeva, A. P., Zubarev, D. Y., Zhai, H. J., Boldyrev, A. I., and Wang, L. S. A photoelectron spectroscopic and theoretical study of B_{16}^- and B_{16}^{2-} : An all-boron naphthalene. *J. Am. Chem. Soc.* **130**, 7244 (2008).
 - ²² Tang, H. and Ismail-Beigi, S. Novel precursors for boron nanotubes: The competition of two-center and three-center bonding in boron sheets. *Phys. Rev. Lett.* **99**, 115501 (2007).
 - ²³ Lau, K. C. and Pandey, R. Thermodynamic stability of novel boron sheet configuration. *J. Phys. Chem.* **112**, 10217 (2008).
 - ²⁴ Suleyman, E., Wijs, G. A., and G. Brocks. DFT study of planar boron sheet: a new template for hydrogen storage. *J. Phys. Chem.* **113**, 18962 (2009).
 - ²⁵ Kohn, W. and Sham, L. J. Self-consistent equations including exchange and correlation effects. *Phys. Rev.* **140**, A1133 (1965).
 - ²⁶ <http://www.quantum-espresso.org>.
 - ²⁷ Perdew, J. P., Burke, K., and Ernzerhof, M. Generalized gradient approximation made simple. *Phys. Rev. Lett.* **77**, 3865 (1996).
 - ²⁸ Vanderbilt, D. Soft self-consistent pseudopotentials in a generalized eigenvalue formalism. *Phys. Rev. B* **41**, 7892 (1990).
 - ²⁹ Sun, Y. Y., Kim, Y.-H., Lee, K., and Zhang, S. B. Accurate and efficient calculation of van der Waals interactions within density functional theory by local atomic potential approach. *J. Chem. Phys.* **129**, 154102 (2008).
 - ³⁰ Baroni, S., de Gironcoli, S., and Corso, A. D. Phonons and related crystal properties from density-functional perturbation theory. *Rev. Mod. Phys.* **73**, 515 (2001).