

The influence of nondipolar magnetic field and neutron star precession on braking indices of radiopulsars.

D.P. Barsukov¹ and A.I. Tsygan^{1*}

¹ *Ioffe Physical-Technical Institute of the Russian Academy of Sciences, Saint-Petersburg, Russia*

8 November 2018

ABSTRACT

Some of radiopulsars have anomalous braking index values $n = \Omega\ddot{\Omega}/\dot{\Omega}^2 \sim \pm(10^3 \div 10^4)$. It is shown that such anomalous values may be related to nondipolar magnetic field. Precession of a neutron star leads to rotation (in the reference frame of the star) of its angular velocity $\vec{\Omega}$ around the direction of neutron star magnetic dipole moment \vec{m} with an angular velocity $\vec{\Omega}_p$. This process may cause the altering of electric current flowing through the inner gap and consequently the current losses on the time scale of precession period $T_p = 2\pi/\Omega_p$. It occurs because the electric current in the inner gap is determined by Goldreich-Julian charge density $\rho_{GJ} = -\frac{\vec{\Omega} \cdot \vec{B}}{2\pi c}$, that depends on the angle between direction of small scale magnetic field and the angular velocity $\vec{\Omega}$.

Key words: radiopulsar, neutron star.

1 INTRODUCTION

Radio pulsars have been discovered more than 40 years ago Hewish (1968) and at present many thousand papers are devoted to these objects. Despite of large progress in the understanding of processes in pulsar magnetospheres still many important questions are unclear. One of them is the value of pulsar braking indices. If a pulsar were just a simple magnet with dipolar magnetic momentum \vec{m} rotating with angular velocity $\vec{\Omega}$, then the braking index $n = \ddot{\Omega}\Omega/\dot{\Omega}^2$ would be equal to 3. The taking into account of evolution of angle χ between vectors \vec{m} and $\vec{\Omega}$ yields $n = 3 + 2\cot\chi$ Davis (1970); Beskin (2006a). Observations of some pulsars are well within theoretical predictions. For example, the braking index of pulsar Crab is equal to 2.5 and pulsar Vela has $n \approx 1.4$ Beskin (2006a). So it seems that more sophisticated magnetospheric models will be able to remove this discrepancy, see for example Melatos (1997); Timokhin (2005, 2006); Contopoulos (2006, 2007); Timokhin (2007a,b). However, many isolated pulsars have very large positive or, sometimes, negative braking indices upto $|n| \sim 10^4$. Sometimes such large values may be due to unobserved glitches or timing noise Alpar (2006). For example, in Alpar (2006) it is shown that all negative braking indices may be associated with unresolved glitches which has occurred between intervals of observations of the pulsars. But in some cases refined measurements of braking indices show that at least

some pulsars have large and sometimes negative braking indices $n \sim \pm(10 - 10^2)$ Johnston (1999). For example, the pulsars B0656+14 and B1915+13 have braking indices $n \approx 14.1 \pm 1.4$ and $n \approx 36.08 \pm 0.48$, correspondingly, while pulsar B2000+32 and B1719-37 have very large negative braking indices $n \approx -226 \pm 4.5$ and $n \approx -183 \pm 10$, correspondingly Johnston (1999). There are some explanations of such braking index values. For example, the values like $n \sim \pm 10$ may be related to nonstandard mechanisms of pulsar braking, like neutron star slowing down due to neutrino emission Peng (1982) or due to interaction with circumpulsar disk Menou (2001); Malov (2004); Chen (2006), see Malov (2001) for review of possible mechanisms and its comparison with observations. The large braking indices may be explained by the rapid changing of magnetic field. Such changes may be caused by Hall-drift instabilities Rheinhardt (2002); Geppert (2002); Pons (2007). Also the positive braking indices of old pulsars may be explained by the relaxation of angular velocities of neutron star crust and superfluid between two glitches Alpar (2006). The large braking indices of some pulsars may be related to Tkachenko waves Popov (2008). In this paper we present a some model based on works Beskin (2006b) and Contopoulos (2007), see also Biryukov (2007); Urama (2006); Pons (2007), where it has been shown that large braking indices may be explained by the existence of some internal cyclic process in a pulsar.

* E-mail:tsygan@astro.ioffe.ru

2 THE TORQUE

There are many mechanisms, that may be responsible for pulsar braking Beskin (2006a); Malov (2001). Let us shortly describe two of them. The first of them was proposed before pulsar discovery by Pacini (1967). According to this mechanism the rotation energy E and the rotation momentum \vec{M} of a neutron star are carried away by magnetic dipole radiation, that, of course, leads to a torque acting on the star. Because of the presence of currents and charges in pulsar magnetosphere, calculation of the strength of this torque is a highly complicated and, at present, uncompleted task, see for example Timokhin (2006, 2007a); Spitkovsky (2006); Beskin (2006a). However, the torque can be estimated within a pure vacuum model of pulsar magnetosphere, where magnetospheric currents and charges are absent Deutsch (1955). In this case, the rotation torque \vec{K}_{dip} acting on a neutron star, can be written as Davis (1970); Melatos (2000):

$$\vec{K}_{dip} = K_0 (\vec{e}_m \cos \chi - \vec{e}_\Omega + R_{dip} [\vec{e}_\Omega \times \vec{e}_m]), \quad (1)$$

where $\vec{\Omega} = \Omega \vec{e}_\Omega$ is the angular velocity of the star, $\vec{m} = m \vec{e}_m$ is the dipolar magnetic momentum of the star, \vec{e}_Ω and \vec{e}_m are two unit vectors, directed, correspondingly, along $\vec{\Omega}$ and \vec{m} , χ is the angle between \vec{e}_Ω and \vec{e}_m . In the case of a small rotation speed $\Omega a/c \ll 1$, where $a \approx 10 \text{ km}$ is the radius of the star, K_0 and R_{dip} can be written as Davis (1970)

$$K_0 = \frac{2}{3} \frac{m^2 \Omega^3}{c^3}, \quad (2)$$

$$R_{dip} = \frac{3}{2} \xi \left(\frac{c}{\Omega a} \right) \cos \chi. \quad (3)$$

In Davis (1970); Goldreich (1970) the coefficient ξ is taken to be equal to 1. We guess that the value $\xi = 3/5$ adopted in Melatos (2000) may be closer to reality, because it corresponds to absence of electric current sheet on the neutron star surface. Thus, we will further consider $\xi = 3/5$. Expression (1) is valid at any values of $\Omega a/c$, although coefficients K_0 and R_{dip} slightly distinguish from their nonrelativistic values, defined by (2) and (3), Melatos (2000).

The second mechanism (current losses) is due to the electric current \vec{j} , that flows along open field lines, see for example Beskin (1984, 2006a, 1993, 2006c). This current flows from light cylinder, crosses pulsar polar cap diode, intersects the star surface, and goes into deep crustal layers. After this it begins to move to surface and then transforms to the backward current flowing along the separatrix between open and closed field lines. It is worth to note that when the electric current travels inside the crust it sometimes flows across the magnetic field, that leads to torque \vec{K}_{cur} acting on the star polar cap. The strength of this torque is calculated in Jones (1976) as:

$$\vec{K}_{cur} = -K_0 \cdot \alpha \cdot \vec{e}_m \cos \chi, \quad (4)$$

where parameter $\alpha(\Omega, \chi, \phi)$ characterizes the electric current value Beskin (2006c,a). In the case of a circular pulsar tube cross section the parameter can be estimated as Beskin (2006a,c); Tsygan (2009)

$$\alpha = \frac{3}{4 \cos \chi} \left(\frac{j_N}{j_{GJ}^0} \left(\frac{S_N(\eta)}{S_0(\eta)} \right) + \frac{j_S}{j_{GJ}^0} \left(\frac{S_S(\eta)}{S_0(\eta)} \right) \right), \quad (5)$$

where j_N is the density of the electric current, that flows in the northern pulsar tube, and j_S is the density of electric current that flows inside the southern pulsar tube, $j_{GJ}^0 \cos \chi = \frac{\Omega B_0}{2\pi} \cos \chi$ is the Goldreich-Julian current, $B_0 = 2m/a^3$ is the magnetic field strength at the magnetic pole, $S_N(\eta)$ and $S_S(\eta)$ are the areas of the northern and southern pulsar tubes, $S_0(\eta) = \pi a^2 (\Omega a/c) \eta^3$, $\eta = r/a$, r is the distance from the center of the star.

Following Jones (1976); Xu (2001); Wu (2003), we assume that the star can slow down by both mechanisms simultaneously and that the resulting torque \vec{K} can be described just as a sum of partial torques \vec{K}_{dip} and \vec{K}_{cur} :

$$\vec{K} = \vec{K}_{dip} + \vec{K}_{cur}. \quad (6)$$

Thus, the equation of rotation momentum loss can be written as

$$\frac{d\vec{M}}{dt} = \vec{K}_{dip} + \vec{K}_{cur}. \quad (7)$$

3 SPHERICAL SYMMETRY CASE

At first case we assume that a neutron star is an absolutely rigid sphere. Particularly, we neglect any star deformations and any viscosity and dissipation inside the star. Consequently, we can suppose that the star rotation momentum $\vec{M} = I \vec{\Omega}$, where I is the momentum of inertia of the star. Under this assumption equation (7) can be rewritten as

$$I \frac{d\vec{\Omega}}{dt} = \vec{K} = K_0 \cdot (\vec{e}_m (1 - \alpha(\Omega, \chi, \phi)) \cos \chi - \vec{e}_\Omega + R_{dip} [\vec{e}_\Omega \times \vec{e}_m]). \quad (8)$$

Now let us to introduce three orthogonal unit vectors \vec{e}_x , \vec{e}_y and \vec{e}_z which rotate together with the star. As vector \vec{e}_z we use \vec{e}_m , direction of vectors \vec{e}_x and \vec{e}_y may be arbitrary. Consequently, we have

$$\frac{d\vec{e}_z}{dt} = [\vec{\Omega} \times \vec{e}_z], \quad \frac{d\vec{e}_x}{dt} = [\vec{\Omega} \times \vec{e}_x], \quad \frac{d\vec{e}_y}{dt} = [\vec{\Omega} \times \vec{e}_y] \quad (9)$$

and at any time t the following relations are valid:

$$(\vec{e}_z, \vec{e}_x) = (\vec{e}_z, \vec{e}_y) = (\vec{e}_x, \vec{e}_y) = 0 \quad \text{and} \quad e_z^2 = e_x^2 = e_y^2 = 1. \quad (10)$$

Hence, at any time t we can treat these vectors as an orthogonal space basis. So it is possible to write, for example

$$\vec{\Omega} = \Omega (\sin \chi \cos \phi \vec{e}_x + \sin \chi \sin \phi \vec{e}_y + \cos \chi \vec{e}_m). \quad (11)$$

Using the last expression, the equation (8) may be rewritten in the form

$$\frac{d\Omega}{dt} = -\frac{\Omega}{\tilde{\tau}} \cdot (\sin^2 \chi + \alpha(\Omega, \chi, \phi) \cdot \cos^2 \chi) \quad (12)$$

$$\frac{d\chi}{dt} = -\frac{1}{\tilde{\tau}} \cdot (1 - \alpha(\Omega, \chi, \phi)) \cdot \sin \chi \cos \chi \quad (13)$$

$$\frac{d\phi}{dt} = -\frac{1}{\tilde{\tau}} \cdot R_{dip} = -\frac{2\pi}{T_p}, \quad (14)$$

where

$$\tilde{\tau} = \frac{3}{2} \frac{I c^3}{m^2 \Omega^2} \approx 1.5 \cdot 10^8 \text{ year} \left(\frac{P}{1s} \right)^2 \frac{1}{B_{12}^2}, \quad (15)$$

$$\begin{aligned} T_p &= \frac{2\pi}{R_{dip}} \tilde{\tau} = \frac{4\pi}{3} \frac{1}{\xi \cos \chi} \left(\frac{\Omega a}{c} \right) \cdot \tilde{\tau} \\ &\approx 1.2 \cdot 10^5 \text{ year} \left(\frac{1}{\xi \cos \chi} \right) \left(\frac{P}{1s} \right) \frac{1}{B_{12}^2}, \end{aligned} \quad (16)$$

where $B_{12} = B_0/10^{12}\text{G}$. It is worth to note that equations (12-14) describe neutron star rotation in an inertial reference frame of "rigid stars". But all vectors are represented by the basis $(\vec{e}_x, \vec{e}_y, \vec{e}_z)$ altering in time.

It is easy to see that equation (12) describes the losses of neutron star rotation energy and equation (13) describes the evolution of the inclination angle χ . In the case of $\alpha = 1$ the equation (12) may be rewritten as

$$\frac{dP}{dt} = \frac{P}{\tilde{\tau}}. \quad (17)$$

So in this case parameter $\tilde{\tau}$ is equal to two characteristic pulsar ages $\tau = P/(2\dot{P})$. For any other values of parameter α there is no so simple interpretation of the time $\tilde{\tau}$. But it is possible to treat the parameter $\tilde{\tau}$ just as some characteristic time over which large changes of the angular velocity Ω and the inclination angle χ occur. The equation (14) describes the precession of the neutron star and T_p may be interpreted as precession period. It is worth to note that the period T_p is 3-4 orders of magnitude smaller than the characteristic time $\tilde{\tau}$. So it seems that the neglecting of the altering of values Ω and χ over times compared with precession period T_p may be a good approximation. Consequently, if we assume $\alpha = \alpha(\Omega, \chi, \phi)$ it will be possible to write

$$\frac{d\alpha}{dt} \approx \frac{\partial\alpha}{\partial\phi} \frac{d\phi}{dt}. \quad (18)$$

In this case, in equation (12) only parameter α is able to change significantly over precession period and hence

$$\frac{d^2\Omega}{dt^2} \approx -\frac{\Omega}{\tilde{\tau}} \cdot \frac{d\alpha}{dt} \cdot \cos^2\chi \quad (19)$$

Thus, the braking index $n = \ddot{\Omega}\Omega/\dot{\Omega}^2$ can be estimated as Good (1985)

$$n = \frac{\ddot{\Omega}\Omega}{\dot{\Omega}^2} \approx -\tilde{\tau} \cdot \frac{d\phi}{dt} \cdot \frac{\partial\alpha}{\partial\phi} \cdot \frac{\cos^2\chi}{(\sin^2\chi + \alpha \cos^2\chi)^2}. \quad (20)$$

If we take into account the equation (14), expression (20) may be rewritten as

$$n \approx R_{dip} \cdot \frac{\partial\alpha}{\partial\phi} \cdot \frac{\cos^2\chi}{(\sin^2\chi + \alpha \cos^2\chi)^2}. \quad (21)$$

If we assume that $\alpha \sim 1$, $\cos\chi \sim \sin\chi \sim 1$, then the braking index n may be estimated as

$$n \sim R_{dip} \cdot \frac{\partial\alpha}{\partial\phi}. \quad (22)$$

If we take into account the equation (3) then the braking index estimation (21) takes the form

$$\begin{aligned} n &\approx -\frac{3}{2}\xi \left(\frac{c}{\Omega a}\right) \cdot \frac{\partial\alpha}{\partial\phi} \cdot \frac{\cos^2\chi}{(\sin^2\chi + \alpha \cos^2\chi)^2} \\ &\sim \left(\frac{c}{\Omega a}\right) \cdot \frac{\partial\alpha}{\partial\phi} \sim 10^4 \left(\frac{1c}{P}\right) \cdot \frac{\partial\alpha}{\partial\phi}. \end{aligned} \quad (23)$$

It is necessary to note that within the current paper we assume that the magnetic dipole moment \vec{m} does not change significantly over the precession period T_p . Particularly, the expression (23) is valid only if the time corresponding to large changes of the magnetic dipole momentum \vec{m} is large enough compared with the period T_p .

Now following Goldreich (1970); Tsygan (2009) we define the value of function $f(\Omega, \chi, \phi)$ averaged over precession time as

$$\langle f \rangle (\Omega, \chi) = \frac{1}{2\pi} \int_0^{2\pi} f(\Omega, \chi, \phi) d\phi. \quad (24)$$

Then, averaged equations (12) and (13) may be written as

$$\langle \frac{d\Omega}{dt} \rangle = -\frac{\Omega}{\tilde{\tau}} (\sin^2\chi + \langle \alpha \rangle \cos^2\chi) \quad (25)$$

$$\langle \frac{d\chi}{dt} \rangle = -\frac{1}{\tilde{\tau}} (1 - \langle \alpha \rangle) \sin\chi \cos\chi. \quad (26)$$

It is easy to see that case $\langle \alpha \rangle = 1$ corresponds to "stationary" or, better to say, equilibrium value of the inclination angle, when $\langle \frac{d\chi}{dt} \rangle = 0$ Goldreich (1970); Gurevich (2007); Istomin (2007). In this case the average speed of angular velocity decrease also does not depend on the inclination angle:

$$\langle \frac{d\Omega}{dt} \rangle = -\frac{\Omega}{\tilde{\tau}}. \quad (27)$$

The last equation may correspond to the results of Beskin (2006b); Biryukov (2007) where it is shown that an average braking index of many pulsars is close to $n \approx 5$. It is worth to note that if the parameter $\langle \alpha \rangle$ decreases with increasing angle χ , this equilibrium state is stable, see Tsygan (2009) for details.

4 NONDIPOLAR MAGNETIC FIELD

It is widely accepted that besides large-scale dipolar magnetic field, small scale nondipolar magnetic field may exist near neutron star surface. This field has a spatial scale about $\ell \sim (0.3 - 3)km$ and rapidly falls to zero when the distance from the neutron star surface increases to become fully negligible at the light cylinder. This allows to suppose that this component does not exert any direct influence on magnetic dipole braking, that appears to occur near the light cylinder. It seems that the same reasons are applicable to the direct influence of the small scale component on current losses, see for example Tsygan (2009). However, the existence of the small scale component may lead to drastic changes of the electric current that flows through the inner gaps of the pulsar Shibata (1991). Thus, the indirect influence of the nondipolar field on current losses and torque \vec{K}_{cur} is supposed to play a decisive role in pulsar braking.

The influence of small scale magnetic field upon electric currents was considered in many papers, c.f. Arons (1979); Gil (2001, 2003, 2006a,b). In order to estimate its influence on current losses we will use a simple model, proposed in Palshin (1998), see also Kantor (2003); Tsygan (2009). According to this model the inner gaps fully occupy the pulsar tubes cross sections and are situated close to the neutron star surface. It is assumed that magnetic field strength on the star surface is not large enough to prevent free emission of electrons, so when pulsar diode is placed onto star surface it will be operate in electron charge limited steady flow regime. In the neighbourhood of the inner gap small scale magnetic field will be modeled by the field of a small magnetic dipole \vec{m}_1 , which is embedded into neutron star crust under magnetic (dipolar) pole at the depth $\Delta \cdot a$ (see fig. 1 and fig. 2). We assume that $\Delta \approx 1/10$ and that \vec{m}_1

is perpendicular to the main dipole momentum \vec{m} . So the vector \vec{m}_1 may be written in the form

$$\vec{m}_1 = 2m\nu\Delta^3 (\vec{e}_x \cos \gamma + \vec{e}_y \sin \gamma), \quad (28)$$

where $\nu = B_1/B_0$ is ratio of small scale magnetic field strength $B_1 = m_1/(\Delta \cdot a)^3$ to the strength $B_0 = 2m/a^3$ of the large scale dipolar magnetic field at the magnetic (dipolar) pole. We also assume that the changes of values ν , Δ and γ , as well as, the value of magnetic momentum m , are negligible, at least, over a period T_p of neutron star precession. A similar model has been proposed in Gil (2002a), where a small dipole \vec{m}_1 is placed not strictly under the magnetic pole and may have arbitrary direction. The case of pure axisymmetrical small scale magnetic field has been investigated in Gil (2002a,b); Asseo (2002); Tsygan (2000). It is worth to note that the field of dipole \vec{m}_1 is able to describe small scale magnetic field only in vicinity of the pulsar diode. We does not any intention to suppose that this dipole is able to describe small scale magnetic component over whole neutron star surface. We rather suppose that the small scale field is close to a sum of $10^2 - 10^3$ such small dipoles and that we use only one of them, which is the closest to pulsar diode.

In the case of a thin pulsar tube $R_t \ll \Delta \cdot a$, where R_t is its radius, and at small altitudes $\eta = r/a \ll \kappa \sqrt{c/\Omega a} \sim 10^2$ the Goldreich-Julian density (inside the pulsar tube) may be written as

$$\rho_{GJ} = -\frac{\Omega B}{2\pi c} f(\eta). \quad (29)$$

At $\nu \lesssim 1/3$ the function $f(\eta)$ may be approximated as Palshin (1998)

$$f(\eta) = \frac{1}{\sqrt{1+\lambda^2}} \left(\left(1 - \frac{\kappa}{\eta^3}\right) \cos \chi + \lambda \left(1 + \frac{1}{2} \frac{\kappa}{\eta^3}\right) \sin \chi \cos(\phi - \gamma) \right), \quad (30)$$

where the coefficient $\kappa \approx 0.15$ describes general relativistic frame dragging Muslimov (1992), B – magnetic field strength, $\lambda = \nu(\Delta\eta)^3 / (\eta - 1 + \Delta)^3$. In the case of $k = 0$ the function $f(\eta)$ is equal to the cosine of the angle between the direction of magnetic field \vec{B} and angular velocity $\vec{\Omega}$.

In the case of a thin long inner gap, when the radius R_t of pulsar tube is small compared with the gap height $z_c a$, see fig. 1, the density j of electric current flowing through the inner gap may be written as Tsygan (2009)

$$j \approx j_{GJ}^0 f(\eta_0), \quad (31)$$

where η_0 is the altitude where the inner gap begins and $j_{GJ}^0 = \frac{\Omega B}{2\pi}$. Following Tsygan (2009) we assume that the electric potential Φ monotonically increases inside the pulsar diode and the diode is placed as close to the surface as possible. Hence using expression (30) one may write at $\cos(\phi - \gamma) < 0$

$$j(\nu, \gamma) \approx j_{GJ}^0 \cdot \max(0, f(1)) \quad (32)$$

and in the case of $\cos(\phi - \gamma) > 0$

$$j(\nu, \gamma) \approx j_{GJ}^0 \cdot \min(f(\eta), 1, 1 \leq \eta \leq +\infty), \quad (33)$$

see Tsygan (2009) for details.

Suppose that the small scale magnetic field near the

northern inner gap may be described by a small dipole with parameters $\nu = \nu_N$ and $\gamma = \gamma_N$, and the small scale magnetic field in a neighbourhood of southern inner gap (and, of course, inside it) may be described by a small dipole with $\nu = \nu_S$ and $\gamma = \gamma_S$. Then, the parameter α may be written as

$$\alpha = \frac{3}{4 \cos \chi} \left(\frac{j(\nu_N, \gamma_N)}{j_{GJ}^0} \left(\frac{S_N(\eta)}{S_0(\eta)} \right) + \frac{j(\nu_S, \gamma_S)}{j_{GJ}^0} \left(\frac{S_S(\eta)}{S_0(\eta)} \right) \right) \quad (34)$$

where S_N and S_S is cross section areas of northern and southern pulsar tube.

Let us firstly consider the most simple case when $\nu_N = \nu_S = \nu$ and $S_N = S_S = S_0$. The values of braking index n for angle $\chi = 30^\circ$ are shown on fig. 3 and 4. They have been calculated by the substitution of expressions (30) and (34) into equation (21). It is easy to see that the values $\nu \approx 0.1$ mostly correspond to $n \sim 10 - 10^2$ and for $\nu \sim 1$ the braking index may be as large as $\sim 10^3$.

On fig. 7 and 8 it is shown the braking indices when angle χ is not arbitrary but correspond to equilibrium value χ_{eq} , which is defined as $\langle \alpha \rangle (\chi = \chi_{eq}) = 1$. It is easy to see that in this case at $\nu = 0.1$ the braking index $n \sim \pm(10 - 20)$ and at $\nu = 0.7$ the braking index may achieve values as large as $n \sim 1.5 \cdot 10^3$.

In the case of weak small scale magnetic field $\nu \ll 1$ and $\nu \tan \chi < 1$ the electric current through the inner gap may be approximated as

$$j \approx j_{GJ}^{(0)} \cos \chi (1 - \kappa - \nu \tan \chi \cos(\phi - \gamma) \Theta(\cos(\phi - \gamma))), \quad (35)$$

where $\Theta(x)$ is the Heaviside function, $\Theta(x) = 1$ at $x \geq 0$ and $\Theta(x) = 0$ at $x < 0$. Consequently, parameter α is equal to

$$\alpha = \frac{3}{4 \cos \chi} \frac{1}{j_{GJ}^0} (j(\nu_N, \gamma_N) + j(\nu_S, \gamma_S)) \quad (36)$$

The value of parameter α averaged over precession period T_p may be written as

$$\langle \alpha \rangle = \frac{3}{2} \left(1 - \kappa - \frac{\nu_N + \nu_S}{2\pi} \tan \chi \right). \quad (37)$$

Thus, the equilibrium angle χ is equal to

$$\chi_{eq} = \arctan \left(\frac{2\pi}{\nu_N + \nu_S} \left(\frac{1}{3} - \kappa \right) \right). \quad (38)$$

At this angle the expression (36) may be rewritten as

$$\alpha = \frac{3}{2} \left(1 - \kappa - \frac{\pi}{3} (1 - 3\kappa) \times \left(\frac{\nu_N}{\nu_N + \nu_S} \cos(\phi - \gamma_N) \Theta(\cos(\phi - \gamma_N)) + \frac{\nu_S}{\nu_N + \nu_S} \cos(\phi - \gamma_S) \Theta(\cos(\phi - \gamma_S)) \right) \right) \quad (39)$$

and in the case of $\nu_N = \nu_S$ and $\gamma_N = \gamma_S = 0$ parameter α may be estimated as

$$\alpha \approx \frac{3}{2} \left(1 - \frac{1}{2} \cos \phi \cdot \Theta(\cos \phi) \right). \quad (40)$$

This expression shows that at the equilibrium value of angle χ parameter α is changing from $\approx \frac{3}{4}$ to $\approx \frac{3}{2}$ or, in other words, is changing in two times over the precession period. Consequently, the braking index n may be a crudely estimated as $n \sim 2\pi\tilde{\tau}/T_p \sim 10^3$.

Now let us discuss a more sophisticated case when the

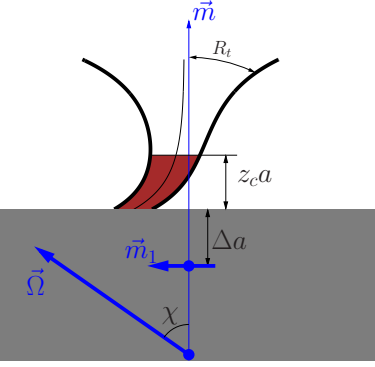


Figure 1. The position of small dipole \vec{m}_1 is shown in the case of $\gamma = 0$ and $\phi = 0$. The lower gray square is neutron star and upper dark area is pulsar diode. The pulsar diode is situated on star surface $\eta_0 = 1$, R_t is the radius of pulsar tube and $z_c a$ is the height of the diode.

pulsar tube cross section S_t depends on angle χ . We will use the dependence that was derived in Biggs (1990):

$$S_t(\eta) \approx S_0(\eta)g^2(\chi) \quad (41)$$

where

$$g(\chi) = \left(\frac{(1 - \frac{\mu}{3})^3}{1 + \mu} \right)^{1/4} \quad (42)$$

and $\mu = 1 + \frac{1}{2} \cos^2 \chi - |\cos \chi| \sqrt{2 + \frac{1}{4} \cos^2 \chi}$. When χ increases from 0 to $\frac{\pi}{2}$ the value μ changes from 0 to 1/3. At $\chi = 0^\circ$ the coefficient $g(\chi)$ is equal to 1 and at $\chi = 90^\circ$ it is equal to $g(\frac{\pi}{2}) = (\frac{4}{27})^{1/4} \approx 0.620$, so the area of pulsar tube cross section decreases with increasing angle χ . Some other dependencies of pulsar tube areas on the angle χ is calculated, for example, in Dyks (2004); Muslimov (2009); Beskin (2006a). Such a dependence may be either decreasing or increasing, for example, in Beskin (2006a) it is shown that the area of a pulsar tube increases with χ from $1.59S_0$ at $\chi = 0^\circ$ upto $1.96S_0$ at $\chi = 90^\circ$.

In the case of $\nu_N = \nu_S = \nu$ and $S_N = S_S = S_0 g^2(\chi)$ the resulting braking indices n for angle $\chi = 30^\circ$ are shown on fig. 5 and 6. Braking indices at equilibrium values of the angle χ are shown on fig. 9 and 10.

5 AN AXISYMMETRIC CASE

In this section we will suppose that a neutron star is an absolutely rigid axisymmetric body and that its symmetry axis coincides with dipolar magnetic momentum \vec{m} . The rotation momentum of the star may be written as

$$\vec{M} = \sum_{\beta=x}^z I_\beta \cdot \vec{e}_\beta \cdot (\vec{e}_\beta \cdot \vec{\Omega}) = I_\perp \vec{\Omega} - \Delta I \vec{e}_m (\vec{e}_m \cdot \vec{\Omega}), \quad (43)$$

where $I_x = I_y = I_\perp$ and $I_z = I_\parallel = I_\perp - \Delta I$ are momenta of inertia of the star. Hence, the equation (7) of momentum loss takes the form:

$$I_\perp \frac{d\vec{\Omega}}{dt} = \vec{K}_{eff} = \vec{K} + \Delta I (\vec{\Omega} \cdot \vec{e}_m) [\vec{\Omega} \times \vec{e}_m], \quad (44)$$

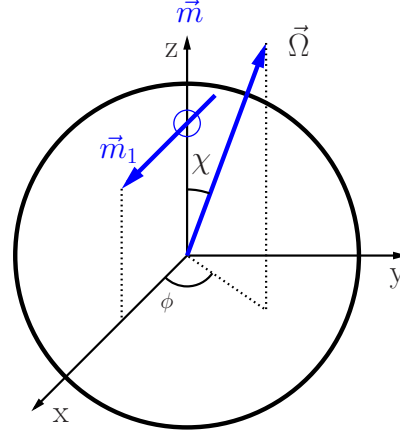


Figure 2. The orientation of vectors $\vec{\Omega}$, \vec{m} and \vec{m}_1 in the case of $\gamma = 0$.

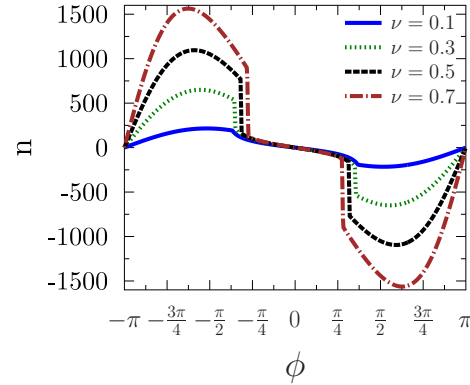


Figure 3. The dependence of braking index n on precession phase ϕ . The changing of phase ϕ from $-\pi$ to π corresponds to one precession period and takes T_p seconds. It is assumed that $S_N = S_S = S_0$, $\nu_N = \nu_S = \nu$, $\gamma_N = \gamma_S = 0$, $\chi = 30^\circ$, $P = 1$ s and the neutron star is spherical.

where \vec{K}_{eff} is an effective rotation torque acting on the star

$$\vec{K}_{eff} = K_0 (\vec{e}_m (1 - \alpha(\Omega, \chi, \phi)) \cos \chi - \vec{e}_\Omega + R_{eff} [\vec{e}_\Omega \times \vec{e}_m]). \quad (45)$$

Here we neglect the small term $\Delta I \vec{e}_m (\vec{e}_m \cdot \dot{\vec{\Omega}}) = (\Delta I / I_z) \vec{e}_m (\vec{e}_m \cdot \vec{K})$ and introduce the coefficient

$$\begin{aligned} R_{eff} &= \left(\frac{\Delta I \Omega^2}{K_0} + \frac{3\xi}{2} \left(\frac{c}{\Omega a} \right) \right) \cos \chi \\ &= \frac{3}{2} \left(\frac{c}{\Omega a} \right) \left(\xi + \frac{\Delta I c^2 a}{m^2} \right) \cos \chi \\ &\approx 3 \cdot 10^4 \left(\frac{P}{1 \text{ s}} \right) \left(\frac{\xi}{4} + \frac{\Delta I_{33}}{B_{12}^2} \right) \cos \chi, \end{aligned} \quad (46)$$

where $\Delta I_{33} = \Delta I / 10^{33} \text{ g cm}^2$.

It is easy to see that the only difference between equations (8) and (44) is the replacing of momentum of inertia

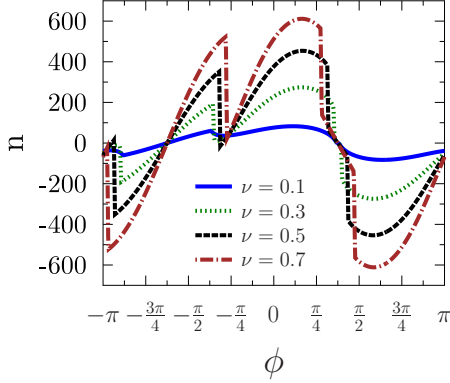


Figure 4. The same as fig. 3, but $\gamma_N = 0$ and $\gamma_S = \frac{3\pi}{4}$.

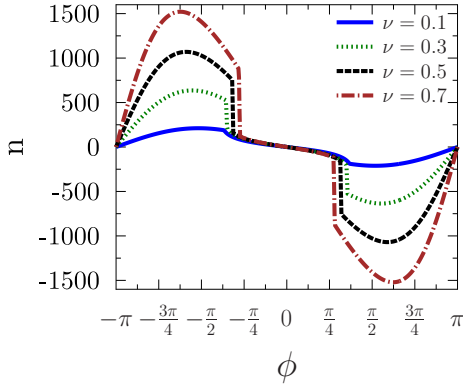


Figure 5. The same as fig. 3, but $S_N = S_S = S_0 g^2(\chi)$.

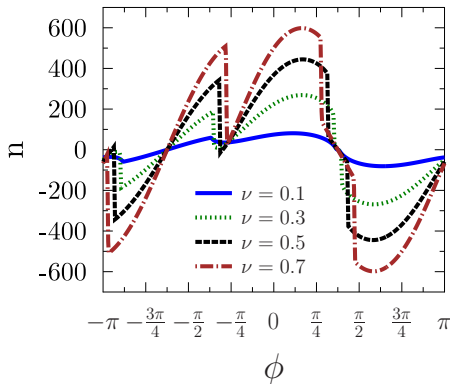


Figure 6. The same as fig. 5, but $\gamma_N = 0$ and $\gamma_S = \frac{3\pi}{4}$.

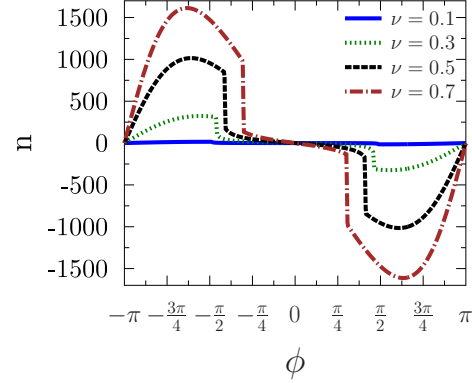


Figure 7. The dependence of braking index n on precession phase ϕ . The changing of phase ϕ from $-\pi$ to π corresponds to one precession period and takes T_p seconds. It is assumed that $S_N = S_S = S_0$, $\nu_N = \nu_S = \nu$, $\gamma_N = \gamma_S = 0$, $\chi = \chi_{eq}$, $P = 1$ s and the neutron star is spherical. Equilibrium angles χ_{eq} are equal to $\chi_{eq} \approx 81^\circ$ at $\nu = 0.1$, $\chi_{eq} \approx 65^\circ$ at $\nu = 0.3$, $\chi_{eq} \approx 49^\circ$ at $\nu = 0.5$ and $\chi_{eq} \approx 33^\circ$ at $\nu = 0.7$.

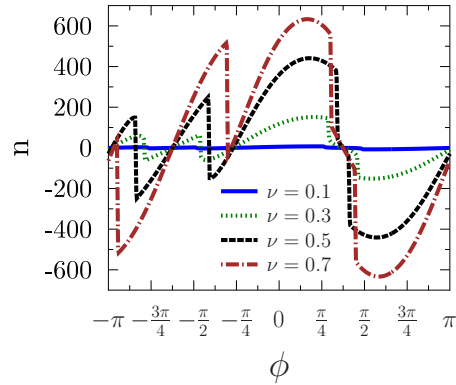


Figure 8. The same as fig. 7, but $\gamma_N = 0$ and $\gamma_S = \frac{3\pi}{4}$. Values of equilibrium angles χ_{eq} is the same.

I by its component I_\perp and the replacing of the coefficient R_{dip} by the coefficient R_{eff} . Consequently, upto these two exchanges all the formulas of previous section remain applicable to the axisymmetrical neutron star. Particularly, the braking index n may be estimated as

$$n \approx R_{eff} \cdot \frac{\partial \alpha}{\partial \phi} \cdot \frac{\cos^2 \chi}{(\sin^2 \chi + \alpha \cos^2 \chi)^2} \sim R_{eff} \cdot \frac{\partial \alpha}{\partial \phi}. \quad (47)$$

Again, supposing that $\alpha \sim 1$, $\cos \chi \sim \sin \chi \sim 1$, one can crudely estimate the braking index as

$$\begin{aligned} n &\sim R_{eff} \sin \phi \\ &\sim 3 \cdot 10^4 \left(\frac{P}{1s} \right) \left(\frac{\xi}{4} + \left(\frac{\Delta I}{10^{-12} I} \right) \frac{I_{45}}{B_{12}^2} \right) \sin \phi \end{aligned}$$

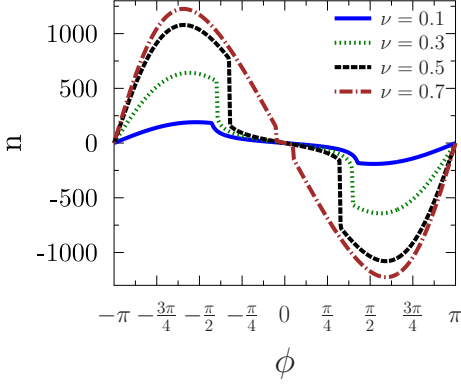


Figure 9. The same as fig. 7, but $S_N = S_S = S_0 g^2(\chi)$. Equilibrium angles χ_{eq} are equal to $\chi_{eq} \approx 46^\circ$ at $\nu = 0.1$, $\chi_{eq} \approx 39^\circ$ at $\nu = 0.3$, $\chi_{eq} \approx 30^\circ$ at $\nu = 0.5$ and $\chi_{eq} \approx 21^\circ$ at $\nu = 0.7$.

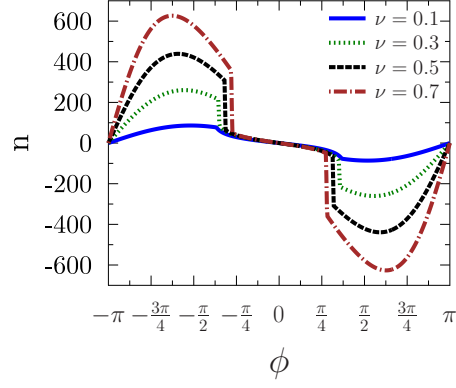


Figure 11. The dependence of braking index n on precession phase ϕ . The changing of phase ϕ from $-\pi$ to π corresponds to one precession period and takes T_p seconds. It is assumed that $S_N = S_S = S_0$, $\nu_N = \nu_S = \nu$, $\gamma_N = \gamma_S = 0$, $\chi = 30^\circ$, $P = 1s$, $B_0 = 10^{12}G$ and $\Delta I = -10^{-13}I$.

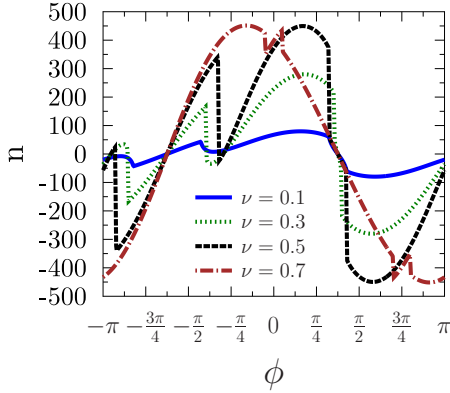


Figure 10. The same as fig. 9, but $\gamma_N = 0$ and $\gamma_S = \frac{3\pi}{4}$. Values of equilibrium angles χ_{eq} is the same.

$$\sim \frac{\tau}{250\text{year}} \left(\frac{\Delta I}{10^{-11}I} \right) I_{45} \left(\frac{1s}{P} \right) \sin \phi, \quad (48)$$

where $\tau = P/(2\dot{P})$ is characteristic pulsar age and $I \approx I_\perp$ is moment of inertia of a undeformed (spherical) neutron star, $I_{45} = I/10^{45} \text{g cm}^2$.

Some examples of dependence of braking index n on the precession phase ϕ are shown on fig. 11-13. This dependence may be found by calculating the braking index n_{spher} for a spherically symmetrical neutron star and then multiplying it by R_{eff}/R_{dip} :

$$n = \frac{R_{eff}}{R_{dip}} n_{spher}. \quad (49)$$

The axisymmetrical deformations of the neutron stars may be caused by internal magnetic field that resides inside neutron star crust or inside its core Goldreich (1970). The deformation caused by internal magnetic field may be estimated as

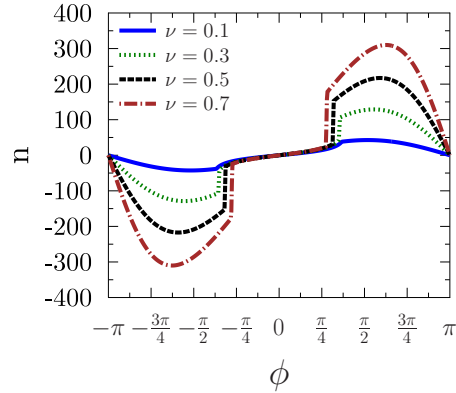


Figure 12. The same as fig. 11, but $\Delta I = -2 \cdot 10^{-13}I$.

$$\frac{\Delta I}{I} \sim -\zeta \frac{B_{in}^2 a^4}{GM^2}, \quad (50)$$

where B_{in} is the strength of the internal magnetic field and M is the mass of the star. The coefficient ζ depends on magnetic field profile. In the case of dipolar magnetic field ζ may be estimated as $\zeta = 25/8$ Ferraro (1954), the same value is used in Goldreich (1970). For other configurations it may be, for example, as small as $\zeta = 1/18$ Haskell (2008). If we assume that $B_{in} = B_0 = 2m/a^3$ then the coefficient R_{eff} can be estimated as

$$\begin{aligned} R_{eff} &\approx \frac{3}{2} \left(\frac{c}{\Omega a} \right) \left(\xi - 8\zeta \frac{a}{r_g} \frac{I}{Ma^2} \right) \cos \chi \\ &\approx 3 \cdot 10^4 \left(\frac{1s}{P} \right) \left(\xi - 12\zeta \frac{a}{3r_g} I_{45} \right) \cos \chi, \end{aligned} \quad (51)$$

where $r_g = 2GM/c^2$ is gravitational radius of the neutron star. Firstly it is easy to see that in the case of $\zeta \sim 1/18$ the

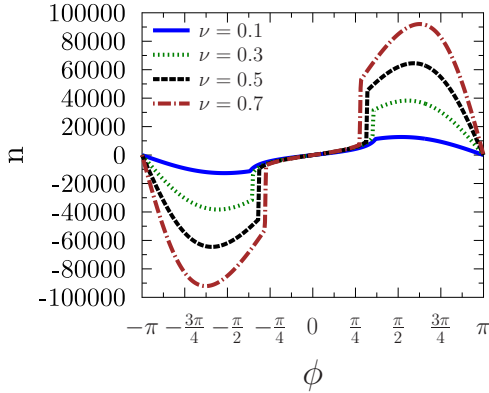


Figure 13. The same as fig. 11, but $\Delta I = -1 \cdot 10^{-11} I$.

braking indices does change significantly. Secondly if $\zeta \gtrsim 1$ then the braking indices will be $\sim 20 \cdot \zeta$ times more than in the spherically-symmetrical case and, particularly, at value $\zeta = 25/8$ used by Goldreich (1970) the braking index could become as large as $n \sim 10^4 - 10^5$.

In some cases the neutron star interiors may be superconductive. If the neutron star matter is a superconductor of the second type, the internal magnetic field is able to form magnetic flux tubes. In this case the coefficient ζ increase substantially $\zeta \sim B_{fl}/B_{in} \sim 10^3$, where $B_{fl} \sim 10^{15} \text{G}$ is the strength of magnetic field inside magnetic flux tubes and B_{in} is average strength of internal magnetic field Akgun (1987). This leads to $B_{fl}/B_{in} \sim 10^3$ time larger deformation of the star and, consequently, to very short precession period like

$$P_p \sim \frac{50}{\cos \chi} \left(\frac{P}{1s} \right) \text{ years} . \quad (52)$$

Hence, the coefficient R_{eff} increases significantly and leads to the increasing of braking index, that can reach $n \sim 10^7 - 10^8$. As the absolute majority of normal isolated radiopulsars do not have such large braking indices it may be possible to conclude that there is no superconductivity of the second type in neutron star interiors.

The dependence of value

$$f = \frac{2}{3} n \left(\frac{\Omega a}{c} \right) \quad (53)$$

on characteristic pulsar age τ is shown on fig. 14. The pulsar data is taken from ATNF (2010). If the estimation (48) of braking index and the estimation (51) of neutron star deformation were valid then value f would be depend only on parameter ζ . The solid line shows the estimation of value f at $\zeta = 25/8$ and dashed line corresponds to the case of $\zeta = 1/18$. Because of the estimation (48) yields only the upper limit of possible values of braking indices the observation data are in good agreement with the case of $\zeta = 25/8$. Although the majority of pulsars does not contradict to the case of $\zeta = 1/18$ too.

On fig. 15 it is shown the dependence of value f on dipolar magnetic field B_0 . The pulsar data is taken from ATNF (2010). The horizontal lines correspond to constant values of parameter ζ . Solid line corresponds to $\zeta = 25/8$ and

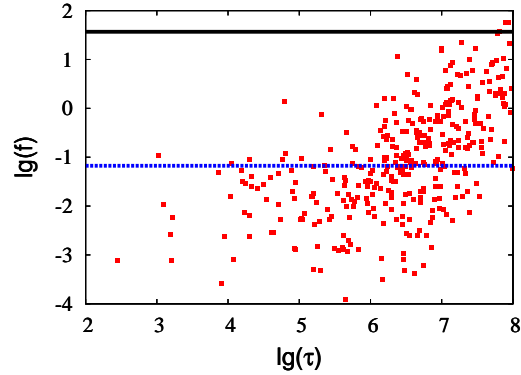


Figure 14. Dependence of value $f = \frac{2}{3} n \left(\frac{\Omega a}{c} \right)$ on the characteristic pulsar age $\tau = \frac{P}{2\dot{P}}$ for various pulsars. The solid line corresponds to value f determined by (48) and (50) $\zeta = 25/8$ and the dashed line corresponds to $\zeta = 1/18$. Pulsar data is taken from ATNF (2010).

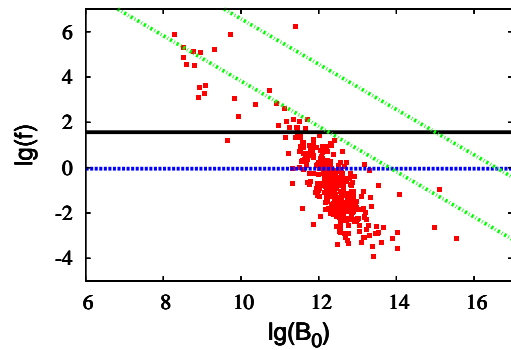


Figure 15. Dependence of value $f = \frac{2}{3} n \left(\frac{\Omega a}{c} \right)$ on the dipolar magnetic field B_0 for various pulsars. The solid line corresponds to value f determined by (48) and (50) $\zeta = 25/8$ and the dashed line corresponds to $\zeta = 1/18$. The two dot-dashed lines correspond to the case of $\zeta = \frac{25}{8} (B_{fl}/B_0)$ (upper line) and $\zeta = \frac{1}{18} (B_{fl}/B_0)$ (lower line), $B_{fl} = 10^{15} \text{G}$. Pulsar data is taken from ATNF (2010).

dashed line corresponds to $\zeta = 1/18$. The two dot-dashed lines correspond to the case of $\zeta = (25/8) \cdot (B_{fl}/B_0)$ (upper line) and $\zeta = (1/18) \cdot (B_{fl}/B_0)$ (lower line), $B_{fl} = 10^{15} \text{G}$. The last two lines correspond to the case of neutron star deformations caused by magnetic flux tubes and the average internal magnetic field B_{in} is equal to B_0 .

The formula (48) allows to estimate the lower limit of neutron star deformation $\Delta I/I$. The corresponding values are shown on fig. 16. It shows that braking indices of majority of pulsars may be explained by the existence of deformation $\Delta I/I \sim 10^{-13} - 10^{-11}$ that agrees with estimation of ΔI received by Goldreich (1970).

6 CONCLUSION

In this paper we present a some explanation of large values of braking indices of pulsars. The proposed model is based on four main assumptions:

- (i) The neutron stars have a small scale magnetic field.

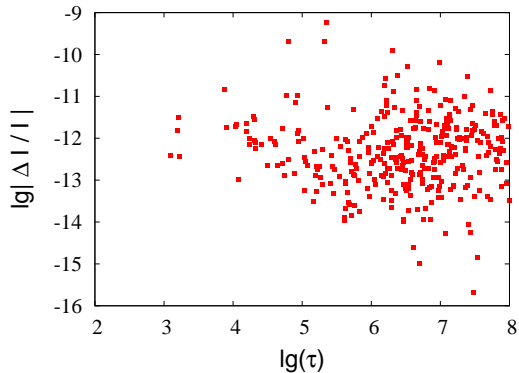


Figure 16. The estimation of a lower limit of neutron star deformation $\Delta I/I$ by braking indices for various pulsars. Value $\Delta I/I$ is estimated as $\frac{\Delta I}{I} \approx \frac{2}{3}n \left(\frac{\Omega a}{c}\right) \frac{m^2}{Iac^2}$. Pulsar data is taken from ATNF (2010).

The strength of this field must be enough large to curve pulsar tube but enough small to allow free emission of electrons from star surface.

(ii) There are inner gaps in pulsar tubes and a electric current flowing across inner gaps depends on angle between small scale magnetic field and angular velocity $\vec{\Omega}$ of the star.

(iii) Braking torque depends on current that flows across inner gaps.

(iv) The neutron stars precess with periods like $10^3 - 10^4$ years.

In this paper we also neglect the contribution of outer gaps. If a some part of electric current flows through outer gaps then this part is determined only by outer gap electrodynamics and, consequently, does not depend from small scale magnetic field. It decreases the variation of current losses over the precession period and, consequently, leads to the decreasing of braking index. In the case of young pulsars like Crab and Vela, which have small braking indices, we suppose that current losses is almost fully determined by currents flowing through outer gaps and the contribution of inner gaps current is negligible. In this paper it is also assumed that magnetic dipole braking exists and does not depends on electric current flowing across inner gaps. This assumption is widely used, c.f. Eliseeva (2006); Yue (2007); Gurevich (2007); Istomin (2007), but, as mentioned in Beskin (2006a), it must be treated with caution. It is shown that in the case of force free magnetosphere and absence of electric current flowing along pulsar tube the orthogonal pulsar $\chi = \pi/2$ does not slow down at all Beskin (1983, 1984); Mestel (1999). It gives the reason to suppose that magnetic dipole braking does not exist or, at least, must be depend on the electric current Beskin (2006a). In such case presented model can provide the only qualitative explanation of the existence of large braking indices. And the quantitative estimations, of course, will strongly depend on relation between magnetic dipole braking and current losses torques.

The presence of a long period precession is the weakest point of the model. At present the precession is discovered only at a few isolated neutron stars. And these pulsars have the precession periods like $T_p \sim 1 - 10$ years Link (2007). The presence of pinned superfluid in neutron star crust substantially increases precession speed Shaham (1977). The

precession periods T_p larger than $(10^2 - 10^4)P$ may exist only when vortices of superfluid can not been pinned anywhere in star, are able to move freely and do not coexist with magnetic flux tubes Link (2006, 2007). The small number of isolated pulsars with observed precession force us to exclude the triaxial precession and to assume that neutron star is axisymmetrical and symmetry axis coincide with magnetic dipole moment \vec{m} . In this case in frame reference related to "rigid stars" vector \vec{m} rotate with constant angular velocity $\vec{\omega}$. And because of $\vec{\omega} \approx \vec{\Omega}$ its trajectory coincides with the case of unprecessing star, see Appendix A. Also, in order to prevent the observation of such precession it is necessary to assume that pulsar tube structure does not precess too. It particularly means that pulsar tube crosssection is circular or depends on only vectors $\vec{\Omega}$ and \vec{m} and does not depend from small scale magnetic field. Also, it means that distributions of energy of primary electrons and pair multiplicity over pulsar tube crosssection are close to axisymmetrical.

ACKNOWLEDGMENTS

This work was supported by the Russian Foundation for Basic Research (project 10-02-00327) and the Program of the State Support for Leading Scientific Schools of the Russian Federation (grant NSH-3769.2010.2). We sincerely thank A.M. Krassilchtchikov for help with the preparation of the paper, A.I. Chugunov for help in the calculations and D.G. Yakovlev, A.I. Chugunov, M.E. Gusakov, Yu.A. Shibanov, D.A. Zyuzin, A.A. Danilenko, E.M. Kantor, V.D. Palshin and V.A. Urpin for help, comments, and usefull discussions.

REFERENCES

- T. Akgun and I. Wasserman, 2008, MNRAS, V. **383** p. 1551.
- M.A. Alpar and A. Baykal, 2006, MNRAS, V. **372**, p. 489.
- A. Alpar and H. Ogelman, 1987, Astronomy and Astrophysics, V. **185**, p. 196.
- J. Arons and E.T. Scharlemann, 1979, ApJ., V. **231**, p.854.
- E. Asseo and D. Khechinashvili, 2002, MNRAS, V. **334**, p. 743.
- ATNF Pulsar Catalogue,
<http://www.atnf.csiro.au/research/pulsar/psrcat>
- Beskin V.S. "Axisymmetric stationary flow in astrophysics" (Fizmatlitt, Moscow,2006) in Russian
- G.Beskin, A.Biryukov and S.Karpov, arXiv:astro-ph/**0603375**
- V.S. Beskin, A.V. Gurevich and Ya. N. Istomin, 1983, ZhETP V. **85** p. 401, in Russian
- V.S. Beskin, A.V. Gurevich and Ia.N. Istomin, 1984, Astrophysics and Space Science v. **102**, p.301.
- V.S. Beskin, A.V. Gurevich, Ya.N. Istomin, "Physics of pulsar magnetosphere", Cambridge University Press (1993)
- V.S. Beskin and E.E. Nokhrina, 2006, Astrophysics and Space Science v. **308**, p. 569.
- J.D. Biggs, 1990, MNRAS V. **245**, p. 514.
- A. Biryukov, G.G. Beskin, S. Karpov and L. Chmyreva, 2007, Advances in Space Research, V. **40**, p. 1498.

- W.C. Chen and X.D. Li, 2006, *Astronomy and Astrophysics*, V. **450**, p. 1L.
- I. Contopoulos, 2007, *Astronomy and Astrophysics*, V. **466**, p. 301.
- I. Contopoulos, 2007, *Astronomy and Astrophysics*, V. **475**, p. 639.
- I. Contopoulos and A. Spitkovsky, 2006, *ApJ*, V. **643**, p. 1139-1145.
- L. Davis and M. Goldstein, 1970, *ApJ*, v. **159**, p. 81L.
- A.J. Deutsch, 1955, *Annales D'Astrophysique* v. **18**, p.1.
- J. Dyks, A.K. Harding and B. Rudak, 2004, *ApJ* V. **606**, p.1125.
- S.A. Eliseeva, S.B. Popov and V.S. Beskin, arXiv : astro-ph / **0611320**
- V.C.A. Ferraro, 1954, *ApJ*, V. **119**, p.407.
- U. Geppert and M. Rheinhardt, 2002, *Astronomy and Astrophysics*, V. **392**, p. 1015.
- J. Gil, G.I. Melikidze and U. Geppert, 2003, *Astronomy and Astrophysics*, V. **407**, p. 315.
- J.A. Gil, G.I. Melikidze and D. Mitra, 2002, *Astronomy and Astrophysics*, V. **388**, p.235.
- J.A. Gil, G.I. Melikidze and D. Mitra, 2002, *Astronomy and Astrophysics*, V. **388**, p.246.
- J. Gil, G. Melikidze and B. Zhang, 2006, *Astronomy and Astrophysics*, V. **457**, p. 5L.
- J. Gil, G. Melikidze and B. Zhang, 2006, *ApJ*, V. **650**, p. 1048.
- J. Gil and D. Mitra, 2001, *ApJ* V. **550**, p.383.
- P. Goldreich, 1970, *ApJ*, V. **160**, 11L.
- M.L. Good and K.K. Ng, 1985, *ApJ*, V. **299**, p. 706.
- A.V. Gurevich and Ya.N. Istomin, 2007, *MNRAS*, V. **377**, p.1663.
- B. Haskell, L. Samuelsson, K. Glampedakis and N. Andersson, 2008, *MNRAS*, V. **385**, p. 531.
- A. Hewish, S.J. Bell, J. D. H. Pilkington, P.F. Scott, R.A. Collins, 1968, *Nature*, V. **217**, p. 709.
- Ya.N. Istomin and T.V. Shabanova, 2007, *Astronomy Reports*, V. **51**, p.119.
- P.B. Jones, 1976, *ApJ*, V. **209**, p. 602.
- S. Johnston and D. Galloway, 1999, *MNRAS*, V. **306**, p. 50L.
- E.M. Kantor and A.I. Tsygan, 2003, *Astronomy Reports*, V. **47**, p. 615.
- B. Link, 2003, "Radio Pulsars" ASP Conference Procs, V. **302**, p.241.
- B. Link, 2006, *Astronomy and Astrophysics*, V. **458**, p.881.
- B. Link, 2007, *Astrophysics and Space Science*, V. **308**, p. 435.
- I.F. Malov, 2001, *Astronomy Reports*, V. **45**, p. 389.
- I.F. Malov, 2004, *Astronomy Reports*, V. **48**, p. 337.
- A. Melatos, 1997, *MNRAS*, V. **288**, p. 1049.
- A. Melatos, 2000, *MNRAS*, v. **313**, p. 217.
- K. Menou, R. Perna and L. Hernquist, 2001, *ApJ*, V. **554**, p. 63L.
- L. Mestel, P. Panagi and S. Shibata, 1999, *MNRAS*, V. **309**, p.388.
- A.G. Muslimov and A.K. Harding, 2009, *ApJ*, V. **692**, p. 140.
- A.G. Muslimov and A.I. Tsygan, 1992, *MNRAS* V. **255**, p. 61.
- F. Pacini, 1967, *Nature*, V. **216**, p. 567.
- V.D. Palshin and A.I. Tsygan, Preprint of Physico-Technical Institute N° 1718, Saint-Petersburg (1998) in Russian
- Q.H. Peng, K.L. Huang and J.H. Huang, 1982, *Astronomy and Astrophysics*, V. **107**, p. 258.
- J.A. Pons and U. Geppert, 2007, *Astronomy and Astrophysics*, V. **470**, p. 303.
- S.B. Popov, 2008, *Astrophysics and Space Science*, V. **317**, p. 175.
- M. Rheinhardt and U. Geppert, 2002, *Physical Review Letters*, V. **88**, id. 101103.
- M. Ruderman and J. Gil, 2006, *Astronomy and Astrophysics*, V. **460**, p. 31L.
- J. Shaham, 1977, *ApJ*, V. **214**, p. 251.
- S. Shibata, 1991, *ApJ*, V. **378**, p. 239.
- A. Spitkovsky, 2006, *ApJ*, V. **648**, p. 51L.
- A.N. Timokhin, arXiv:astro-ph / **0507054**
- A.N. Timokhin, 2006, *MNRAS*, V. **368**, p. 1055.
- A.N. Timokhin, 2007, *Astrophysics and Space Science*, V. **308**, p. 575.
- A.N. Timokhin, 2007, *MNRAS*, V. **379**, p. 605.
- A.I. Tsygan, "Pulsar Astronomy - 2000 and Beyond" ASP Conference Series, IAUS, V. **202**, p. 473 (2000)
- A.I. Tsygan, P.I. Polyakova and D.P. Barsukov, 2009, *Astronomy Reports*, V. **53**, p. 1146.
- J.O. Urama, B. Link and J.M. Weisberg, 2006, *MNRAS Letters*, V. **370**, p. 76L.
- F. Wu, R.X. Xu and J. Gil, 2003, *Astronomy and Astrophysics*, V. **409**, p. 641.
- R.X. Xu and G.J. Qiao, 2001, *ApJ*, V. **561**, p. 85L.
- Y.L. Yue, R.X. Xu and W.W. Zhu, 2007, *Advances in Space Research*, V. **40**, p. 1491.

APPENDIX A: THE PRECESSION OF AXISYMMETRICAL STAR

Consider the neutron star rotation in an extreme case when it is possible to neglect the first and second terms in expression (45) which contain vectors \vec{e}_m and \vec{e}_Ω compared with the last term which contains $[\vec{e}_\Omega \times \vec{e}_m]$. Particularly, it means that any rotation energy losses are neglected and it is assumed that the angular velocity Ω and inclination angle χ do not change with time. Consequently, this approximation is valid only over time scales that are small compared with the characteristic time $\tilde{\tau}$ or pulsar age τ , although this time scales may be comparable with or larger than the precession period T_p . In this case the equation (44) may be written as

$$\frac{d\vec{\Omega}}{dt} = \frac{1}{\tilde{\tau}} R_{eff} [\vec{\Omega} \times \vec{e}_m]. \quad (A1)$$

With this equation it easy to obtain $d\Omega/dt = 0$ and $d\chi/dt = 0$ and, consequently, neither the characteristic time $\tilde{\tau}$ nor the coefficient R_{eff} are changing.

Let us introduce the vector $\vec{e}_\omega = \cos \beta \vec{e}_\Omega - \sin \beta \vec{e}_m$ and calculate its time derivative

$$\begin{aligned} \frac{d\vec{e}_\omega}{dt} = & - (\sin \beta \vec{e}_\Omega + \cos \beta \vec{e}_m) \frac{d\beta}{dt} \\ & + \left(\frac{R_{eff}}{\tilde{\tau}} \cos \beta - \Omega \sin \beta \right) [\vec{e}_\Omega \times \vec{e}_m] = 0. \end{aligned} \quad (A2)$$

Thus, in order to make vector \vec{e}_ω constant in time, it is enough to choose the angle β as:

This paper has been typeset from a T_EX/L^AT_EX file prepared by the author.

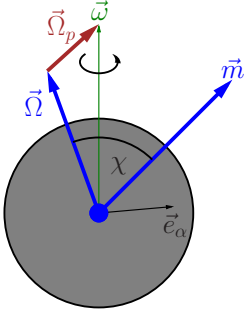


Figure A1. The rotation of vector \vec{e}_α with angular velocity $\vec{\Omega}_p$.

$$\beta = -\arctan\left(\frac{R_{eff}}{\Omega\tau}\right). \quad (\text{A3})$$

In this case the first of equations (9) may be rewritten as

$$\frac{d\vec{e}_m}{dt} = \frac{\Omega}{\cos\beta}[\vec{e}_\omega \times \vec{e}_m]. \quad (\text{A4})$$

It means that \vec{e}_m and, consequently, \vec{m} just rotate with the constant angular velocity $\vec{\omega} = \vec{e}_\omega\Omega/\cos\beta$ around the constant vector $\vec{\omega}$, see for example Link (2003). As $\vec{\Omega} = \vec{\omega} + \vec{e}_m\Omega\tan(\beta)$, Ω would also rotate with the angular velocity $\vec{\omega}$ around the constant direction \vec{e}_ω . It is worth to note that the angle β is very small:

$$\begin{aligned} \beta &= \arctan\left(\left(\xi\frac{m^2}{Ic^2a} + \frac{\Delta I}{I}\right)\cos\chi\right) \\ &\sim 10^{-12}\left(\frac{\xi}{4}\frac{B_{12}^2}{I_{45}} + \frac{\Delta I}{10^{-12}I}\right)\cos\chi, \end{aligned} \quad (\text{A5})$$

and, consequently, $\vec{\omega}$ is almost undistinguished from the star angular velocity $\vec{\Omega}$. It seems that such a rotation substantially increases the difficulty of direct observations of pulsar precession. It is easy to see, that in the reference frame K_ω , rotating with the angular velocity $\vec{\omega}$, vectors \vec{e}_m and \vec{e}_Ω are constant in time and the star rotates around vector \vec{e}_m with the angular velocity $(-\vec{\Omega}_p)$ Link (2003), see fig. A1, where

$$\vec{\Omega}_p = -\vec{e}_m\Omega\tan(\beta) \quad (\text{A6})$$

Take, for example, any vector \vec{e}_α rotating together with the star as, see fig. A1:

$$\frac{d\vec{e}_\alpha}{dt} = [\vec{\Omega} \times \vec{e}_\alpha] \quad (\text{A7})$$

Hence in the reference frame K_ω it is possible to write

$$\begin{aligned} \frac{d\vec{e}_\alpha}{dt} &= [\vec{\Omega} \times \vec{e}_\alpha] - [\vec{\omega} \times \vec{e}_\alpha] = \\ &= -[\vec{\Omega}_p \times \vec{e}_\alpha] \end{aligned}$$

Because of radio radiation may be generated at a some distance from the center of pulsar tube, the precession may be manifested as subpulses drift or variation of pulse profile Asseo (2002); Ruderman (2006). In order to exclude such manifestations it is necessary to assume that average distribution of radio sources in pulsar tube is axisymmetrical. Also, it needs to assume that pulsar tube crosssection is circular or, at least, its profile depend on vectors $\vec{\Omega}$ and \vec{m} and does not depend on small scale magnetic field. The model of pulsar tube presented in Biggs (1990) satisfies this criteria.