

Hydrostatic equilibrium profiles for gas in elliptical galaxies

Pedro R. Capelo^{1*}, Priyamvada Natarajan^{1,2} and Paolo S. Coppi^{1,2}

¹*Department of Astronomy, Yale University, P.O. Box 208101, New Haven, CT 06520-8101, USA*

²*Department of Physics, Yale University, P.O. Box 208120, New Haven, CT 06520-8120, USA*

16 June 2022

ABSTRACT

We present an analytic formulation for the equilibrium gas density profile of early-type galaxies that explicitly includes the contribution of stars in the gravitational potential. We build a realistic model for an isolated elliptical galaxy and explore the equilibrium gas configurations as a function of multiple parameters. For an assumed central gas temperature $k_B T_0 = 0.6$ keV, we find that neglecting the gravitational effects of stars, which can contribute substantially in the innermost regions, leads to an underestimate of the enclosed baryonic gas mass by up to $\sim 65\%$ at the effective radius, and by up to $\sim 15\%$ at the NFW scale radius, depending on the stellar baryon fraction. This formula is therefore important for estimating the baryon fraction in an unbiased fashion. These new hydrostatic equilibrium solutions, derived for the isothermal and polytropic cases, can also be used to generate more realistic initial conditions for simulations of elliptical galaxies. Moreover, the new formulation is relevant when interpreting X-ray data. We compare our composite isothermal model to the standard β -model used to fit X-ray observations of early-type galaxies, to determine the value of the NFW scale radius r_s . Assuming a 10% stellar baryon fraction, we find that the exclusion of stars from the gravitational potential leads to (i) an underestimate of r_s by $\sim 80\%$, and to (ii) an overestimate of the enclosed dark matter at r_s by a factor of ~ 2 , compared to the equivalent β -model fit results when stars are not taken into account. For higher stellar mass fractions, a β -model is unable to accurately reproduce our solution, indicating that when the observed surface brightness profile of an isolated elliptical galaxy is found to be well fitted by a β -model, the stellar mass fraction cannot be much greater than $\sim 10\%$.

Key words:

dark matter – galaxies: elliptical and lenticular, cD – galaxies: ISM – galaxies: structure – galaxies: haloes – galaxies: stellar content

1 INTRODUCTION

Several studies, both observational and computational, of groups and clusters of galaxies, and of individual early-type galaxies, assume that the hot gas present in these systems is in hydrostatic equilibrium (HE) in the overall gravitational potential. Even though the assumption of HE has been shown to not always be robust (e.g. Bertin et al. 1993; Ciotti & Pellegrini 2004), many authors assume an isothermal β -model (Cavaliere & Fusco-Femiano 1976, 1978) to describe the gas profile, but several solve the HE equation, assuming that the gravitational potential is due to dark matter (DM) only, usually described by an NFW (Navarro, Frenk & White 1996) profile (e.g. Makino, Sasaki & Suto 1998; Suto, Sasaki & Makino 1998), or by more general profiles (e.g. Ciotti & Pellegrini 2008). While this approximation seems to hold for groups and clusters of galaxies, it is well known that stars contribute a significant fraction of the total and baryonic matter of elliptical galaxies, and even become the dominant part at the very centre of these systems (e.g. Ferreras, Saha & Williams 2005). The purpose of this paper is to extend previous calculations that only considered the potential due to DM, and explicitly include the contribution of the stellar component as well.

Providing an analytic fitting formula for calculating the response of the gas to the presence of the gravitational potential induced by both DM and stars is useful while interpreting X-ray data of early-type galaxies and for setting up initial conditions for simulations of elliptical galaxies. The derivation of an equilibrium gas profile neglecting the effects of stars leads to an

* e-mail: pedro.capelo@yale.edu

incorrect estimate of the enclosed gas mass, particularly in the central regions of the galaxy, and therefore has implications for the evaluation of the baryon fraction as a function of radius, and for the calculation of the rate of accretion onto a central supermassive black hole. Moreover, the known relations (e.g. Makino et al. 1998) between observed properties of the hot gas, described via a β -model, and the parameters of the underlying DM gravitational potential, are significantly affected by the inclusion of the stellar component. In addition, an analytic formula that includes the effects of stars can be important to provide a more realistic formulation of the initial equilibrium conditions for simulations of galaxy formation and evolution (e.g. Di Matteo, Springel & Hernquist 2005; Springel, Di Matteo & Hernquist 2005; Hopkins et al. 2006).

It has long been observed, both at low redshift (e.g. Graham et al. 1996; Kormendy et al. 2009) and high redshift (e.g. Mancini et al. 2010; van Dokkum et al. 2010), that the surface brightness of many elliptical galaxies can be well described by the empirically derived de Vaucouleurs (1948) profile or, more generally, by the Sérsic (1963, 1968) profile. Unfortunately, the de-projected stellar mass density profile cannot be calculated analytically (but see Young 1976 for a numerical study). There is, however, a family of stellar mass density profiles (Dehnen 1993; see also Tremaine et al. 1994) that also describes observed properties well. Not only is the Dehnen family analytically simple, but also, for a defined range of parameters, it quite successfully resembles the de Vaucouleurs profile in both surface density and distribution function. Furthermore, it includes, as special cases, the widely used Jaffe (1983) and Hernquist (1990) profiles. It is this family of density profiles that we investigate further in this paper, and use to model the stellar component. Throughout the paper, we use the following values for cosmological parameters when needed: $\Omega_0 = 0.27$, $\Omega_b = 0.045$, $\Omega_\Lambda = 0.73$, $H_0 = 100 h \text{ km s}^{-1} \text{ Mpc}^{-1} = 70 h_{70} \text{ km s}^{-1} \text{ Mpc}^{-1}$, $h = 0.7$ (i.e. $h_{70} = 1.0$).

The outline of the paper is as follows. In Section 2, we formulate the problem and derive the new formalism for HE gas profiles in the presence of DM and stars. In Section 3, we analyse the HE solutions for a realistic model of an isolated elliptical galaxy, compare the results for a wide range of parameters, and present new relations between β -model and DM parameters. We conclude in Section 4 with a discussion of our results and their implications for interpreting X-ray observations, and for simulations of elliptical galaxies.

2 FORMULATION

We model the composite system of gas in equilibrium with stars and a DM halo. To start with, we consider the case of an ideal gas in a generic total gravitational potential ϕ with a finite central value ϕ_0 , and solve the HE equation, $\nabla P = -\rho \nabla \phi$, where P and ρ refer to the pressure and mass density of the gas. Note that the general equation simplifies in the case of spherical symmetry to the familiar form

$$\frac{dP}{dr} = -\rho \frac{d\phi}{dr} = -\rho \frac{GM_T(r)}{r^2}, \quad (1)$$

where we have made use of Poisson's equation, $\nabla^2 \phi = 4\pi G \rho_T$, and $M_T(r)$ and $\rho_T(r)$ are the total enclosed mass and total mass density, respectively. If the gas is barotropic, i.e. $\rho = \rho(P)$, we can further write

$$\int_{P_0}^P \frac{1}{\rho(P')} dP' = - \int_{\phi_0}^{\phi} d\phi' = -G \int_0^r \frac{M_T(r')}{r'^2} dr', \quad (2)$$

where the free parameter $P_0 = P(0)$ was chosen as the boundary condition.

For simplicity, we only consider the two common barotropic cases: the isothermal and the polytropic case. In the isothermal ideal gas case, pressure and density are related by $P(r) = [k_B T_0 / (\mu m_p)] \rho(r) = (P_0 / \rho_0) \rho(r)$, where k_B is the Boltzmann constant, μ is the gas mean molecular weight, m_p is the proton mass, and T_0 and ρ_0 are the central gas temperature and density, respectively. The solution to the HE equation in this case can be reduced to the familiar integral:

$$\rho(r) = \rho_0 \exp \left[\Delta \left(\frac{\phi}{\phi_0} - 1 \right) \right] = \rho_0 \exp \left[-\frac{G \rho_0}{P_0} \int_0^r \frac{M_T(r')}{r'^2} dr' \right], \quad (3)$$

where $\Delta = -\phi_0 \rho_0 / P_0$.

For the polytropic ideal gas case, pressure and density are related by $P(r) = K_0 \rho(r)^\Gamma$, where $K_0 = P_0 / \rho_0^\Gamma = k_B T_0 / (\mu m_p \rho_0^{\Gamma-1})$ and $\Gamma \neq 1$ is the polytropic index. The solution to the HE equation in this case is:

$$\rho(r) = \rho_0 \left[1 + \frac{\Gamma - 1}{\Gamma} \Delta \left(\frac{\phi}{\phi_0} - 1 \right) \right]^{\frac{1}{\Gamma-1}} = \rho_0 \left[1 - \frac{\Gamma - 1}{\Gamma} \frac{G \rho_0}{P_0} \int_0^r \frac{M_T(r')}{r'^2} dr' \right]^{\frac{1}{\Gamma-1}}. \quad (4)$$

It is worth pointing out that the polytropic solution is only physically meaningful if the term in square brackets of the r.h.s. of equation (4) is non-negative. Moreover, the isothermal quantities (and, in most cases, the polytropic quantities) are non-zero at infinity: with our choice of the boundary condition, regardless of the slope of the gravitational potential at large radii, only a potential which is infinite at the origin would be able to cause the gas density at infinity to be zero. For this reason, results at large radii should be treated with caution. See Bulbul et al. (2009) for an alternate approach in the polytropic case, where they impose $T(+\infty) = 0$ as the boundary condition. This is equivalent to setting $(\Gamma - 1)\Delta/\Gamma = 1$ in equation (4).

We further assume that gas does not contribute to the total gravitational potential (i.e. we neglect gas self-gravity), and therefore solve the simplified HE equation instead, where now ϕ is the gravitational potential due to all mass *excluding* gas, and M_T is the total mass *excluding* gas. This assumption is supported, especially for the inner regions, by previous studies (e.g. Suto et al. 1998), and is justified by the fact that gas is *globally* negligible, i.e. the enclosed gas mass is one or more orders of magnitude smaller than the total enclosed mass for all radii up to the virial radius. Stars, on the other hand, while having a virial enclosed mass comparable to that of the gas, are not negligible in the inner parts of the galaxy: in fact, they represent the dominant matter fraction at least up to the effective radius (e.g. Ferreras et al. 2005). We initially consider a system with gas and DM only, and assume that the DM density can be described by an NFW profile,

$$\rho_{NFW}(r) = \frac{\delta_c \rho_c}{(r/r_s)(1+r/r_s)^2}, \quad (5)$$

where r_s is a scale radius, δ_c is a characteristic (dimensionless) density, and ρ_c is the critical density of the Universe. The corresponding gravitational potential and enclosed mass are

$$\phi_{NFW}(r) = \phi_{NFW0} \frac{\ln(1+r/r_s)}{r/r_s}, \quad M_{NFW}(r) = 4\pi\delta_c\rho_c r_s^3 \left[\ln\left(1 + \frac{r}{r_s}\right) - \frac{r}{r+r_s} \right], \quad (6)$$

respectively, where $\phi_{NFW0} = \phi_{NFW}(0) = -4\pi G\delta_c\rho_c r_s^2$, and we have assumed $\phi_{NFW}(+\infty) = 0$. Substituting these into equations (3) and (4), we have, as in Makino et al. (1998) for the isothermal case,

$$\rho(r) = \rho_0 \exp \left[-\Delta_{NFW} \left(1 - \frac{\ln(1+r/r_s)}{r/r_s} \right) \right], \quad (7)$$

and, as in Suto et al. (1998) for the polytropic case,

$$\rho(r) = \rho_0 \left[1 - \frac{\Gamma-1}{\Gamma} \Delta_{NFW} \left(1 - \frac{\ln(1+r/r_s)}{r/r_s} \right) \right]^{\frac{1}{\Gamma-1}}, \quad (8)$$

where $\Delta_{NFW} = -\phi_{NFW0}\rho_0/P_0 = 4\pi G\delta_c\rho_c r_s^2 \mu m_p / (k_B T_0)$.

Now we move on to the case of an NFW DM halo with the stellar component modelled using a Dehnen profile, neglecting the effects of adiabatic contraction. The Dehnen (1993; see also Tremaine et al. 1994) family of stellar mass density profiles is given by

$$\rho_D(r) = \frac{(3-\psi)M_*}{4\pi} \frac{r_*}{r^\psi (r+r_*)^{4-\psi}}, \quad (9)$$

where $0 \leq \psi < 3$, M_* is the total stellar mass (i.e. integrating from the origin to infinity), and r_* is a scale radius. The Dehnen profile is useful as its projected distribution accurately matches the de Vaucouleurs (1948) surface density profile which is an excellent fit to observations. This is especially true for values of ψ ranging between 1 (which corresponds to the Hernquist profile) and 2 (the Jaffe profile), with $\psi = 3/2$ being the value for which the match is closest. The Dehnen density profile corresponds to a gravitational potential

$$\phi_D(r) = \frac{GM_*}{r_*} \begin{cases} \frac{1}{\psi-2} \left[1 - \left(\frac{r}{r+r_*} \right)^{2-\psi} \right] & \text{if } \psi \neq 2, \\ \ln \left(\frac{r}{r+r_*} \right) & \text{if } \psi = 2, \end{cases} \quad (10)$$

where we have assumed $\phi_D(+\infty) = 0$. Since equations (3) and (4) require a finite central gravitational potential, we only consider Dehnen profiles with $0 \leq \psi < 2$, for which the gravitational potential and enclosed mass are

$$\phi_D(r) = \phi_{D0} \left[1 - \left(\frac{r}{r+r_*} \right)^{2-\psi} \right], \quad M_D(r) = M_* \left(\frac{r}{r+r_*} \right)^{3-\psi}, \quad (11)$$

respectively, where $\phi_{D0} = \phi_D(0) = -GM_*/[r_*(2-\psi)]$.

We consider a system that consists of an NFW DM halo and stars described by a Dehnen profile, for which the total gravitational potential and total enclosed mass are given by explicitly adding the contributions of the stars and DM given in equations (11) and (6), respectively. Using equations (3) and (4), we obtain

$$\rho(r) = \rho_0 \exp \left[-\Delta_{NFW} \left(1 - \frac{\ln(1+r/r_s)}{r/r_s} \right) \right] \exp \left[-\Delta_D \left(\frac{r/r_*}{1+r/r_*} \right)^{2-\psi} \right] \quad (12)$$

for the isothermal case, and

$$\rho(r) = \rho_0 \left[1 - \frac{\Gamma-1}{\Gamma} \Delta_{NFW} \left(1 - \frac{\ln(1+r/r_s)}{r/r_s} \right) - \frac{\Gamma-1}{\Gamma} \Delta_D \left(\frac{r/r_*}{1+r/r_*} \right)^{2-\psi} \right]^{\frac{1}{\Gamma-1}} \quad (13)$$

for the polytropic case, where $\Delta_D = -\phi_{D0}\rho_0/P_0 = GM_*\mu m_p/[r_*k_B T_0(2-\psi)]$. Notice that equations (12-13) reduce to equations (7-8) when $M_* = 0$.

3 ANALYSIS

3.1 Exploring parameters and realistic matter distributions

In this section, for a system with an NFW DM halo and stars described by a Dehnen profile, we compare equilibrium gas density profiles as a function of f_{star} , the stellar mass fraction at the virial radius, ψ , the Dehnen parameter, and T_0 , the central gas temperature. We also consider the case when stars are included in the total mass budget, but not in the total gravitational budget.

We consider a system at redshift z , which consists of an isolated elliptical galaxy at the centre of an isolated, collapsed DM halo, wherein the density is given by

$$\rho_{NFW}(r) = \frac{M_{NFW}(r_{vir})}{4\pi f(c)} \frac{1}{r(r+r_s)^2}, \quad (14)$$

where $M_{NFW}(r_{vir})$ is the DM mass enclosed within the virial radius r_{vir} , and $f(c_{vir}) = \ln(1+c_{vir}) - c_{vir}/(1+c_{vir})$ is a function of the concentration parameter $c_{vir} = r_{vir}/r_s$, which depends on redshift and (total) virial mass M_{vir} as

$$c_{vir} = \frac{c_0}{1+z} \left(\frac{M_{vir}}{1.3 \times 10^{13} h^{-1} M_\odot} \right)^\alpha, \quad (15)$$

where c_0 and α are constants that can be inferred from simulations (e.g. Bullock et al. 2001; Hennawi et al. 2007) and observations (e.g. Comerford & Natarajan 2007; Mandelbaum, Seljak & Hirata 2008), and M_{vir} is in units of M_\odot .

The virial radius is, by definition, the radius of a spherical region within which the mean (total) mass density is Δ_{vir} times the mean critical density¹:

$$r_{vir} = \left(\frac{3M_{vir}}{4\pi\Delta_{vir}\rho_c} \right)^{1/3}, \quad (16)$$

where the virial overdensity $\Delta_{vir}(z) \simeq 18\pi^2 + 82(\Omega_m(z) - 1) - 39(\Omega_m(z) - 1)^2$ (Bryan & Norman 1998)², the matter fraction $\Omega_m(z) = \Omega_0(1+z)^3/[\Omega_0(1+z)^3 + \Omega_\Lambda]$, and the mean critical density $\rho_c(z) = 3H_0^2[\Omega_0(1+z)^3 + \Omega_\Lambda]/(8\pi G)$.

The NFW density profile function can be also re-written as in equation (5), with $\delta_c = f_{DM}\Delta_{vir}c_{vir}^3/(3f(c_{vir}))$, and $f_{DM} = M_{NFW}(r_{vir})/M_{vir} = 1 - f_b = 1 - b_b\Omega_b/\Omega_0$, where f_{DM} and f_b are the DM and baryon fraction, respectively, within the virial radius, b_b is the baryon fraction relative to the universal value, and we have assumed that the universal baryon fraction, Ω_b/Ω_0 , is independent of redshift.

The elliptical galaxy stellar density profile is given by equation (9). The total stellar mass M_* is calculated by setting $r = r_{vir}$ in equation (11) and by imposing³ $M_D(r_{vir}) = f_{star}M_{vir}$. The virial stellar mass fraction can be written, following e.g. Mamon & Lokas (2005b), as

$$f_{star} = \frac{\Upsilon_{*,B}L_{*,B}(r_{vir})}{\Upsilon_B L_{*,B}(r_{vir})} = \frac{\Upsilon_{*,B}}{b_\Upsilon \overline{\Upsilon}_B}, \quad (17)$$

where $\Upsilon_{*,B}$ is the stellar mass-to-light ratio, $\overline{\Upsilon}_B$ is the universal mass-to-light ratio, Υ_B is the galactic mass-to-light ratio (all in M_\odot/L_\odot), and b_Υ is the (dimensionless) mass-to-light ratio bias, all in the B-band. The scale radius r_* is related to the effective radius r_e through a numerical fit (Dehnen 1993),

$$\frac{r_*}{r_e} \simeq \frac{2^{1/(3-\psi)} - 1}{0.7549 - 0.00439\psi + 0.00322\psi^2 - 0.00182\psi^3}, \quad (18)$$

¹ We use $\rho_c(z)$; other authors, e.g. NFW, use $\rho_c(0)$.

² With the above definitions, $\Delta_{vir}(0) \simeq 97$, $\Delta_{vir}(0.5) \simeq 133$, and $\Delta_{vir}(+\infty) = 18\pi^2$. Note that other authors (e.g. Bullock et al. 2001) use equivalent but different definitions, $M_{vir} = 4\pi r_{vir}^3 \Delta_{vir} \Omega_m(z) \rho_c/3$ and $\Delta_{vir}(z) \simeq [18\pi^2 + 82(\Omega_m(z) - 1) - 39(\Omega_m(z) - 1)^2]/\Omega_m(z)$, so that $\Delta_{vir}(0) \simeq 359$.

³ Notice that by imposing the same stellar virial mass (i.e. by fixing f_{star}) and by varying the Dehnen parameter, the total stellar mass M_* will necessarily vary, albeit only very slightly.

Cosmological parameters	$\Omega_0 = 0.27, \Omega_\Lambda = 0.73, \Omega_b = 0.045, h = 0.7, b_b = 1$
Stellar parameters	$b_\Upsilon = 0.25641, \bar{\Upsilon}_B = 390 M_\odot/L_\odot, \Upsilon_{*,B} = 6.5 M_\odot/L_\odot, \psi = 1$
Gas parameters	$k_B T_0 = 0.6 \text{ keV}, \mu = 0.62, \Gamma = 5/3$
Virial mass and redshift	$M_{vir} = 10^{12} M_\odot, z = 0.5$
Concentration parameters	$c_0 = 9, \alpha = -0.13$
Gas central density	$\rho_0 = 5.80 \times 10^{-27} \text{ g cm}^{-3}$
Gas central pressure	$P_0 = 5.37 \times 10^{-12} \text{ g cm}^{-1} \text{ s}^{-2}$
Matter fraction, critical density, and virial overdensity at redshift z	$\Omega_z = 0.56, \rho_c = 1.51 \times 10^{-29} \text{ g cm}^{-3}, \Delta_{vir} = 133$
Virial radius and NFW parameters	$r_{vir} = 200 \text{ kpc}, r_s = 22.8 \text{ kpc}, c_{vir} = 8.77, \delta_c = 1.81 \times 10^4$
Central gravitational potentials	$\phi_{0-NFW} = -1.14 \times 10^{15} \text{ cm}^2 \text{ s}^{-2}, \phi_{0-D} = -2.35 \times 10^{15} \text{ cm}^2 \text{ s}^{-2}$
Shape parameters	$\Delta_{NFW} = 1.23, \Delta_D = 2.53$
Stellar scale radii	$r_e = 2.19 \text{ kpc}, r_* = 1.21 \text{ kpc}$

Table 1. Relevant parameters used in our fiducial model, for an isothermal gas density profile. Given quantities are in grey cells; calculated quantities are in white cells.

whereas the effective radius itself can be derived from empirical fits to observations⁴ (Mamon & Lokas 2005a) as $\log(h_{70} r_e) = 0.34 + 0.54 \log L_{10} + 0.25(\log L_{10})^2$, where $L_{10} = h_{70}^2 L_B / (10^{10} L_\odot)$, $L_B = M_{vir} / (b_\Upsilon \bar{\Upsilon}_B)$, and L_B and M_{vir} are in units of L_\odot and M_\odot , respectively.

Finally, we can calculate the central gas density ρ_0 by imposing

$$\int_0^{r_{vir}} \rho(r) 4\pi r^2 dr = f_{gas} M_{vir} = (1 - f_{star} - f_{DM}) M_{vir} = \left(b_b \frac{\Omega_b}{\Omega_0} - \frac{\Upsilon_{*,B}}{b_\Upsilon \bar{\Upsilon}_B} \right) M_{vir}, \quad (19)$$

where we have assumed that all matter is comprised of DM, gas, and stars only (i.e. we have neglected other forms of matter, such as dust, and the presence of a supermassive central black hole), and that $\rho(r)$ is given by equation (12) or (13) when stars are included in the gravitational potential, and by equation (7) or (8) when stars are excluded. Note, however, that the gas virial mass is the same with and without the stellar component in the gravitational potential, since stars are included in the total mass budget in both cases.

We note that a very small number of parameters are needed to compute the equilibrium profiles for the gas. These are, for the DM halo system, the redshift z , the (total) virial mass M_{vir} of the system, the fitting parameters c_0 and α of the empirical relation between concentration and total virial mass, and the baryon fraction b_b relative to the universal value. For the stars, the parameters are the galactic B-band mass-to-light ratio Υ_B (or, alternatively, the universal B-band mass-to-light ratio $\bar{\Upsilon}_B$ and the B-band mass-to-light ratio bias b_Υ), the stellar B-band mass-to-light ratio $\Upsilon_{*,B}$, and the Dehnen parameter ψ . Finally, for the gas, the parameters are the mean molecular weight μ , the polytropic index Γ , and the central temperature T_0 (or, alternatively, the ratio between central density and pressure ρ_0/P_0).

In our fiducial model, we use the Mamon & Lokas (2005b) mass-to-light ratio values and choose $b_\Upsilon = 0.25641$, $\bar{\Upsilon}_B = 390 M_\odot/L_\odot$ (so that $\Upsilon_B = 100 M_\odot/L_\odot$ precisely), and $\Upsilon_{*,B} = 6.5 M_\odot/L_\odot$. As for the halo parameters, we choose a system with universal baryon fraction ($b_b = 1$) at redshift $z = 0.5$, a (total) virial mass $M_{vir} = 10^{12} M_\odot$, and the c_{vir} - M_{vir} relation parameters $c_0 = 9$ and $\alpha = -0.13$ (Bullock et al. 2001). Finally, we fix the central temperature of the gas to be $k_B T_0 = 0.6 \text{ keV}$ (Diehl & Statler 2008), the mean molecular weight of the gas to be $\mu = 0.62$, the polytropic index to be $\Gamma = 5/3$, and the Dehnen parameter to be $\psi = 1$ (Hernquist 1990). All these quantities are listed in Table 1, in addition to the parameters calculated throughout this section.

The choice of the central temperature T_0 is particularly important, since it greatly influences the values of Δ_{NFW} and Δ_D . If we use the (cluster and group) mass-temperature (M-T) relation (e.g. Sanderson et al. 2003) or, rather, extrapolate the M-T relation down to the mass ranges typical of early-type galaxies, we obtain e.g. $k_B T_0 \simeq 0.2 \text{ keV}$ for a system with $M_{vir} = 10^{12} M_\odot$. However, the extrapolation of the M-T relation is not without risk, as there is some evidence for a gradual steepening of the relation, with decreasing mass (Sanderson et al. 2003). Using individual observations of isolated elliptical galaxies, the central temperatures measured are usually slightly higher, ranging from $k_B T_0 \sim 0.5 \text{ keV}$ (e.g. Memola et al. 2009) to $k_B T_0 \sim 1 \text{ keV}$ (e.g. O’Sullivan & Ponman 2004; O’Sullivan, Sanderson & Ponman 2007). Finally, Diehl & Statler (2008) give a convincing argument for a central temperature $k_B T_0 \sim 0.6 \text{ keV}$, using observations of 36 normal early-type galaxies. For this reason, here we study cases with three different central temperatures: $k_B T_0 = 0.2, 0.6, 1 \text{ keV}$.

In Fig. 1 we plot the density (top panels) and enclosed mass (middle panels) profiles of DM, stars, and isothermal gas, for the fiducial model (with $k_B T_0 = 0.6 \text{ keV}$; central panels) and for the lower and higher temperature models (with $k_B T_0 = 0.2 \text{ keV}$, left panels; and $k_B T_0 = 1 \text{ keV}$, right panels), with and without the stellar component in the gravitational potential. We

⁴ Notice that r_e does not depend on the stellar fraction.

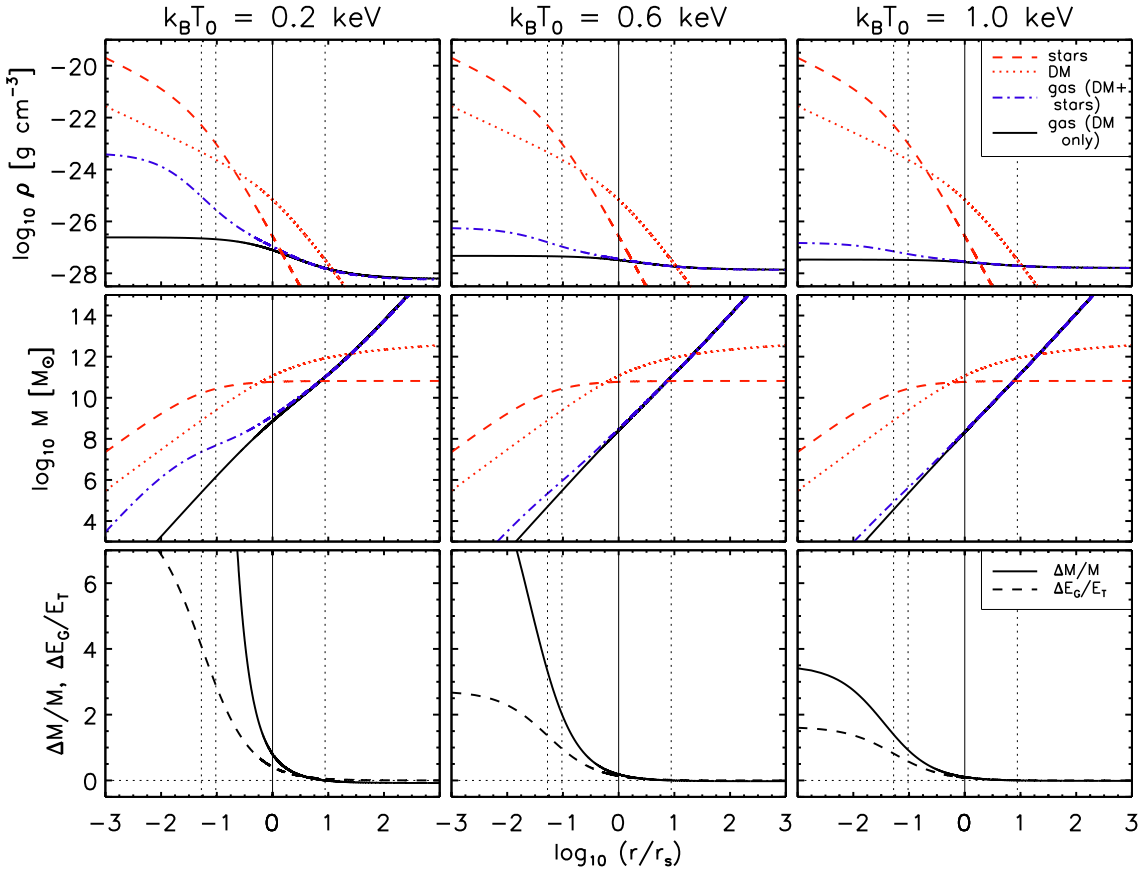


Figure 1. Mass density, enclosed mass, and fractional gas mass change as a function of radius, for an elliptical galaxy with DM (NFW profile), stars (Hernquist profile), and isothermal gas. For the fiducial model (central panels), whose parameters are listed in Table 1, and for two models with lower (left panels) and higher (right panels) gas temperature, we plot in the top (middle) panels, the mass density (enclosed mass) profiles of DM (red, dotted curve), stars (red, dashed curve), and isothermal gas (blue, dot-dashed curve) in HE with DM and stars. The black, solid curve represents the isothermal gas in HE with DM only. In the bottom panels, we plot (solid curve) the fractional change of enclosed gas mass between the case when stars are included in the total gravitational potential, and the case when they are not; we also plot (dashed curve) the ratio between the change in gravitational energy of a gas particle, due to the addition of the stellar component, and its thermal energy. The four vertical lines denote the stellar scale radius r_* , the effective radius r_e , the NFW scale radius r_s (solid line), and the virial radius r_{vir} , from left to right, respectively. The inclusion of the stellar component dramatically alters the gas profile at the very centre of the early-type galaxy, with the gas being more centrally concentrated, due to a deeper and steeper gravitational potential well. The effect of gas concentration is more pronounced for lower values of the gas temperature.

focused on the isothermal solution because the radial range for which the polytropic solution is non-negative is limited⁵. The inclusion of the stellar component dramatically alters the equilibrium profiles for the gas at the very centre of an early-type galaxy, with the gas being more centrally concentrated, due to a deeper and steeper gravitational potential well. The presence of the stellar component is thus explicitly taken into account and is manifested in the modification to the gas profile in the central region, in contrast to the case when stars are not included in the total gravitational potential. In the bottom panels of Fig. 1, we plot the fractional change of enclosed gas mass $\Delta M/M$ as a function of radius: for the fiducial model, in the central panel, the gas concentration ratio between the *new* (i.e. including stars in the gravitational potential) and the *old* (i.e. excluding stars) enclosed gas mass is $[1 + \Delta M/M] \equiv f_{conc} \sim 4$ at the stellar scale radius r_* , ~ 3 at the effective radius r_e , and ~ 1.2 at the NFW scale radius⁶, r_s . We note that the effect of gas concentration increases with decreasing temperature, because the ratio between the change in gravitational energy of a gas particle, due to the addition of the stellar component, and its thermal energy, decreases with increasing temperature, as is shown in the bottom panels of Fig. 1. We also point out that our gas (density and enclosed mass) profile is very different from that found in Mamon & Lokas (2005b). They

⁵ With the chosen parameters, the threshold temperature value above which the polytropic solution is physically meaningful at all radii is $k_B T_0 \sim 1$ keV.

⁶ The fit for the effective radius can be considered uncertain to a factor of 2 (Mamon & Lokas 2005a): for this reason, we multiplied and divided r_e by 2, fixing all other parameters, and found that the effect of gas concentration increases as the effective radius decreases, as expected.

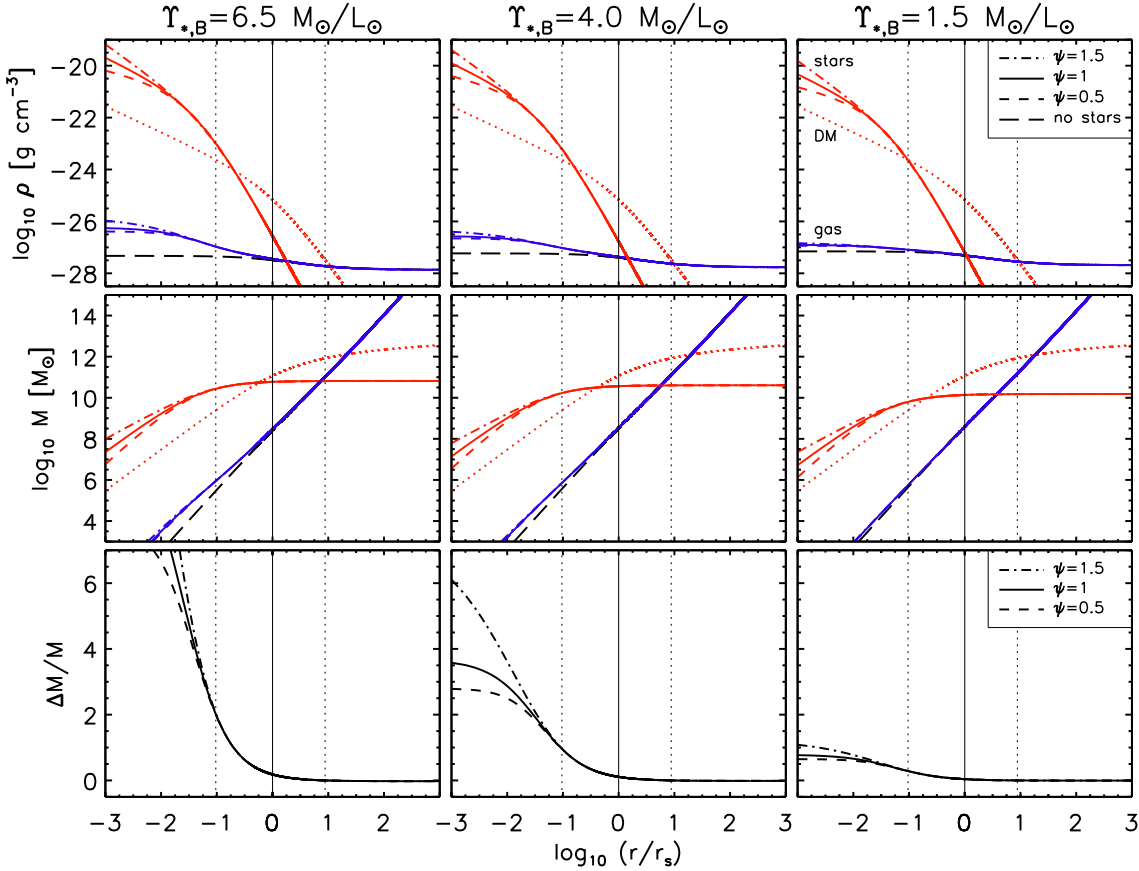


Figure 2. Mass density, enclosed mass, and fractional gas mass change as a function of radius, for an elliptical galaxy with DM (NFW profile), stars (Dehnen profiles), and isothermal gas. For the fiducial model (with $\Upsilon_{*,B} = 6.5 M_{\odot}/L_{\odot}$, $f_{star}/f_b \simeq 0.39$; left panels), whose parameters are listed in Table 1, and for two models with lower stellar baryon fraction ($\Upsilon_{*,B} = 4.0 M_{\odot}/L_{\odot}$, $f_{star}/f_b \simeq 0.24$, central panels; and $\Upsilon_{*,B} = 1.5 M_{\odot}/L_{\odot}$, $f_{star}/f_b \simeq 0.09$, right panels), we plot in the top (middle) panels, the mass density (enclosed mass) profiles of DM (red, dotted curve), stars, and isothermal gas in HE with DM and stars. The stellar (gas) profiles are the three upper, red (lower, blue) bundled curves, for three values of the Dehnen parameter: $\psi = 0.5$ (dashed curve), $\psi = 1$ (solid curve), and $\psi = 1.5$ (dot-dashed curve). The black, long-dashed curve represents the gas profile when the stellar component of the total gravitational potential is neglected. In the bottom panels, we plot the fractional change of enclosed gas mass between the case when stars are included in the total gravitational potential, and the case when they are not, for the same three values of the Dehnen parameter. The three vertical lines in each panel denote the effective radius r_e , the NFW scale radius r_s (solid line), and the virial radius r_{vir} , from left to right, respectively. The effect of gas concentration is more pronounced for higher values of the stellar mass fraction and for higher values of the Dehnen parameter.

assume a fixed β -model to describe the isothermal gas in the galaxy, and do not solve the HE equation directly. Note that, by construction, the enclosed gas mass at the virial radius is the same.

It is worth pointing out that the value of f_{star} of the fiducial model corresponds to a value of stellar baryon fraction $f_{star}/f_b \simeq 0.39$, which is higher than that inferred from recent gravitational lensing studies, for which $f_{star}/f_b \simeq 0.1$ (e.g. Hoekstra et al. 2005; Mandelbaum et al. 2006; Heymans et al. 2006; Lagattuta et al. 2009; see also Fukugita, Hogan & Peebles 1998). The discrepancy is likely due to different values of mass-to-light ratios and of mass-to-light ratio bias. Lagattuta et al. (2009), for example, use a V-band virial mass-to-light ratio $\Upsilon_V = 210 M_{\odot}/L_{\odot}$ and a V-band stellar mass-to-light ratio $\Upsilon_{*,V} = 2.8 M_{\odot}/L_{\odot}$. Using these values, we would obtain $f_{star}/f_b \simeq 0.1$. For this reason, we compare the gas radial profiles for three different values of $\Upsilon_{*,B} = 1.5, 4.0, 6.5 M_{\odot}/L_{\odot}$, which correspond to stellar mass fractions $f_{star} = 0.015, 0.04, 0.065$, and to stellar baryon fractions $f_{star}/f_b \simeq 0.09, 0.24, 0.39$, respectively. For these values of $\Upsilon_{*,B}$, we also vary the Dehnen parameter to explore dependencies on stellar profiles, choosing values of $\psi = 0.5, 1$ (Hernquist 1990), and 1.5 (the “best” value in Dehnen 1993).

Fig. 2 shows the density (top panels) and enclosed mass (middle panels) profiles for the three chosen values of $\Upsilon_{*,B}$ and of ψ , in the same way we plotted Fig. 1, for a system with $k_B T_0 = 0.6$ keV. The effect of gas concentration is obviously more pronounced for higher values of the stellar mass fraction and for higher values of the Dehnen parameter, as it is shown in the bottom panels. However, the variation of the Dehnen parameter does not cause significant changes in the enclosed gas mass, except in the very inner-most regions of the galaxy ($r < r_e/10$): for example, for the $\Upsilon_{*,B} = 6.5 M_{\odot}/L_{\odot}$ case, the enclosed gas mass at the effective radius varies by less than 1% when changing the Dehnen parameter from $\psi = 1$ to $\psi = 0.5$, or to

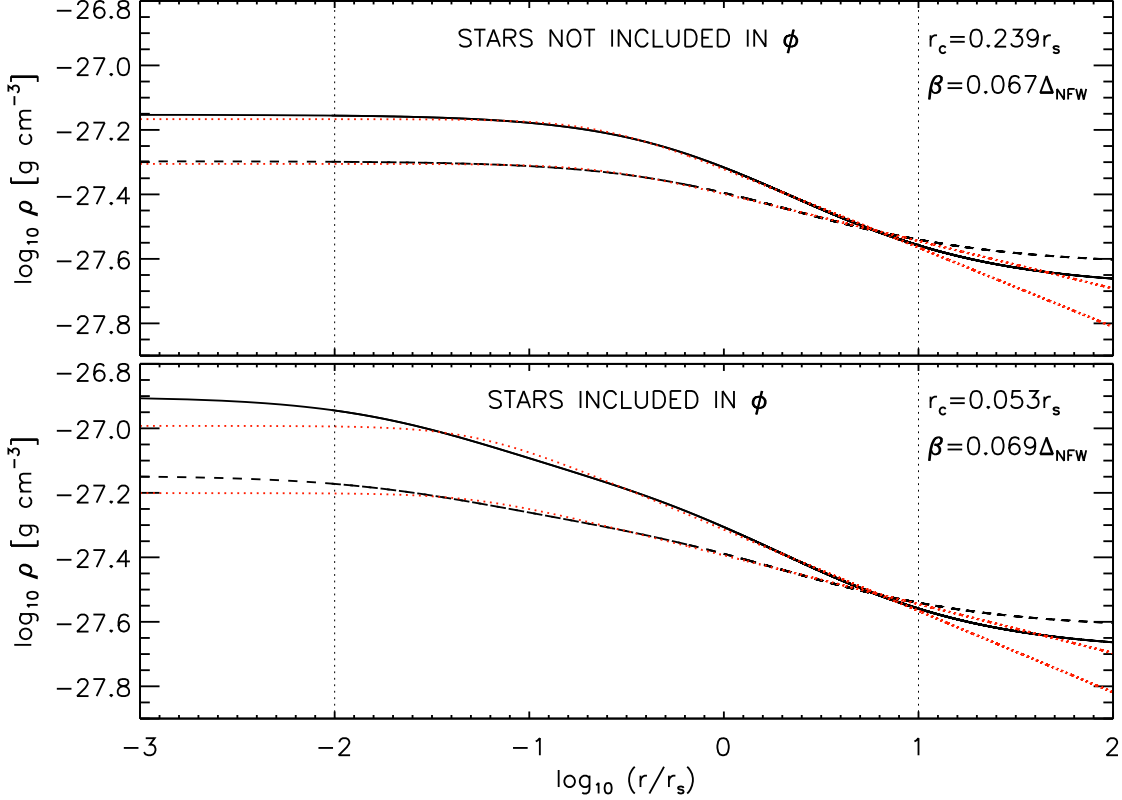


Figure 3. For an elliptical galaxy with DM (NFW profile), stars (Hernquist profile), and isothermal gas, we plot the equilibrium gas density profiles excluding (top panel) and including (bottom panel) the effects of stars on the total gravitational potential, for a B-band stellar mass-to-light ratio $\Upsilon_{*,B} = 1.5 M_{\odot}/L_{\odot}$ ($f_{star}/f_b \simeq 0.09$), for two different gas temperatures: $k_B T_0 = 0.6$ keV (black, solid lines) and $k_B T_0 = 1$ keV (black, dashed lines). The dotted, red curves are the best-fitting β -models in the $0.01 r_s < r < 10 r_s$ range, denoted by the two dotted vertical lines. The inclusion of stars significantly affects the relation between the β -model scale radius and the NFW scale radius. For higher stellar mass fractions (not shown here), a β -model is unable to accurately reproduce our solution. When the observed surface brightness profile of an isolated elliptical galaxy is found to be well fitted by a β -model, the stellar mass fraction cannot be much greater than $\sim 10\%$.

$\psi = 1.5$. On the other hand, the change in stellar fraction is much more evident: for example, for the Hernquist case ($\psi = 1$), the ratio between the enclosed gas masses at the effective radius r_e varies from ~ 3 in the $\Upsilon_{*,B} = 6.5 M_{\odot}/L_{\odot}$ case, to ~ 2 in the $\Upsilon_{*,B} = 4.0 M_{\odot}/L_{\odot}$ case, to ~ 1.3 in the $\Upsilon_{*,B} = 1.5 M_{\odot}/L_{\odot}$ case.

3.2 Comparison with the β -model

By comparing the theoretically derived equilibrium solution for an isothermal gas to the observationally inspired β -model profile (Cavaliere & Fusco-Femiano 1976, 1978), it is possible to derive relations between observed properties of the hot gas and the parameters of the underlying DM gravitational potential of a given system. Makino et al. pursue this (1998; see also Suto et al. 1998 and Wu & Xue 2000 for other DM profiles) for the case of clusters of galaxies with a DM halo described by an NFW profile. They fit their HE analytic solution for an isothermal gas (our equation 7) to a generic β -model profile given by

$$\rho_{\beta}(r) = \frac{\rho_{0\beta}}{[1 + (r/r_c)^2]^{3\beta/2}} = \frac{\rho_0(A_0 + A_1\Delta_{NFW})}{[1 + [r/(A_2r_s)]^2]^{3A_3\Delta_{NFW}/2}}, \quad (20)$$

where $\rho_{0\beta}$, r_c , and β are the central density, the scale radius, and the characteristic slope parameter of the β -model, respectively, and A_i (for $i = 0-3$) are fitting parameters, in the $0.01 r_s < r < 10 r_s$ range, obtaining $r_c \simeq 0.22 r_s$ and $\beta \simeq 0.067 \Delta_{NFW}$, for a wide range of values of Δ_{NFW} . We performed a non-linear least squares fitting with the IDL routine MPFIT (Markwardt 2009), using our own values of Δ_{NFW} , and obtained similar results in the case when stars are not included in the total gravitational potential, regardless of the value of the stellar mass fraction and of the gas temperature: $r_c \simeq 0.239 r_s$ and $\beta \simeq 0.067 \Delta_{NFW}$ in the $0.01 r_s < r < 10 r_s$ range. Note that, even though the β - Δ_{NFW} relation is independent of temperature, the value of the characteristic slope parameter β does depend on temperature through Δ_{NFW} .

Now we go a step further and compare the β -model profile to the isothermal HE gas profile in the case when stars are

included in the gravitational potential, given by equation (12). Since we found that there is no strong dependence on the Dehnen parameter, we focus on the Hernquist case ($\psi = 1$) for simplicity. Also, we choose the stellar B-band mass-to-light ratio to be $\Upsilon_{*,B} = 1.5 M_{\odot}/L_{\odot}$, as the inferred stellar baryon fraction $f_{star}/f_b \simeq 0.09$ is closer to what found from gravitational lensing observations (e.g. Hoekstra et al. 2005), and because higher stellar mass fraction systems do not fit the β -model profiles as well. The fact that it is indeed possible to fit X-ray observations of early-type galaxies with β -model profiles (e.g. O’Sullivan, Ponman & Collins 2003), is an additional indication that the stellar baryon fraction of such galaxies cannot be much higher than $\sim 10\%$.

In Fig. 3 we show the equilibrium gas density profiles for an isothermal gas in a system with NFW DM and Hernquist stars, for two different temperatures, including and excluding the effects of stars on the total gravitational potential. All HE gas profiles are fitted to β -model profiles in the $0.01 r_s < r < 10 r_s$ range. We chose this particular range to be able to make consistent comparisons with the results of Makino et al. (1998), and also because it is typically difficult to obtain precise X-ray measurements at larger radii (due to the low surface brightness of the gas) and at smaller radii (due to resolution limitations). We note that, whereas the relation between β and Δ_{NFW} does not change significantly ($\beta \simeq 0.067 \Delta_{NFW}$ excluding stars, and $\beta \simeq 0.069 \Delta_{NFW}$ including stars), the r_c - r_s relation between the two scale radii varies substantially, from $r_c \simeq 0.239 r_s$, when stars are not included in the potential, to $r_c \simeq 0.053 r_s$, when stars are included. We note that the particular constant of proportionality between r_c and r_s depends on the assumed stellar mass fraction. Using the r_c - r_s relation can therefore lead to an underestimate of the NFW scale radius, when stars are not taken into account. Defining $f_{r_s} \equiv r_{s-new}/r_{s-old}$ as the ratio between the β -model inferred value of r_s when stars are included in the gravitational potential (the *new* value), and when they are not (the *old* value), we have $f_{r_s} \sim 5$. Assuming the virial mass M_{vir} and radius r_{vir} of the system are known, we then have the ratio of concentration parameters $c_{vir-new}/c_{vir-old} = 1/f_{r_s} \sim 0.2$. Therefore, the enclosed DM mass at r_{s-new} would be overestimated by a factor of $[\ln(1+f_{r_s}c_{vir-new}) - f_{r_s}c_{vir-new}/(1+f_{r_s}c_{vir-new})]/[\ln(1+c_{vir-new}) - c_{vir-new}/(1+c_{vir-new})] \sim 2$.

4 CONCLUSIONS

We solve the HE equation analytically for a system with DM described by an NFW profile, and stars described by a Dehnen profile, for the two common barotropic cases (the isothermal case and the polytropic case). We thus extend previous calculations which only considered the potential due to DM. In doing so, we do assume spherical symmetry, and we neglect the effects of gas self-gravity and adiabatic contraction. We compare the newly obtained equilibrium solutions as a function of stellar mass fraction, central gas temperature, and the Dehnen parameter, to the case when the stellar component is included in the total mass budget but not in the total gravitational potential. We determine that neglecting the effects of stars leads to an underestimate of the enclosed gas mass in the inner regions of the galaxy. We then present new relations between β -model and DM parameters, and find that the inclusion of the stellar component is necessary to avoid an underestimate of the NFW scale radius. In particular:

- For a system with NFW DM and Hernquist stars at redshift $z = 0.5$, with virial mass $M_{vir} = 10^{12} M_{\odot}$, and central temperature $k_B T_0 = 0.6$ keV, we find in the isothermal case that the gas concentration ratio f_{conc} between the *new* (i.e. including stars in the gravitational potential) and the *old* (i.e. excluding stars) enclosed gas mass, can be as high as ~ 3 at the effective radius, and as high as ~ 1.2 at the NFW scale radius, for a stellar baryon fraction $f_{star}/f_b \simeq 0.39$.
- The effect of gas concentration decreases with decreasing stellar baryon fraction as expected, with $f_{conc}(r_e)$ varying from ~ 3 in the $f_{star}/f_b \simeq 0.39$ case, to ~ 2 in the $f_{star}/f_b \simeq 0.24$ case, to ~ 1.3 in the $f_{star}/f_b \simeq 0.09$ case.
- On the other hand, the effect of gas concentration is virtually independent of the Dehnen parameter, except in the very inner-most regions of the galaxy ($r < r_e/10$), with the value of $f_{conc}(r_e)$ changing by $\sim 1\%$ when varying the Dehnen parameter in the $0.5 < \psi < 1.5$ range.
- We further determine that the effect of gas concentration decreases with increasing temperature, as expected.
- We find similar results for the polytropic case at higher temperatures, where the solution is physically meaningful. In fact, for a fixed central gas temperature, the effect of gas concentration is more pronounced than in the isothermal case, because the polytropic gas has a lower mean temperature.
- We derive new relations between observed properties of the hot gas, described via a β -model, and the parameters of the underlying DM gravitational potential of early-type galaxies, which avoid an underestimate of the NFW scale radius by $\sim 80\%$, and an overestimate of the enclosed DM mass at r_s by a factor of ~ 2 , assuming a 10% stellar baryon fraction.
- Models with higher stellar mass fraction do not fit β -models well, further indicating that the stellar baryon fraction of isolated elliptical galaxies whose observed surface brightness profile is well fitted by a β -model cannot be much higher than $\sim 10\%$.

These new analytic solutions will be useful for the interpretation of X-ray data of elliptical galaxies and in particular, will help derive unbiased estimates of the baryon mass fraction as a function of radius. Moreover, the formalism in equations (12-13) provides a new prescription for setting up more realistic initial conditions for simulations of galaxy formation (e.g. Di Matteo et al. 2005; Springel et al. 2005; Hopkins et al. 2006).

ACKNOWLEDGMENTS

PRC is grateful for many helpful discussions with Andrew Szymkowiak.

REFERENCES

- Bertin G., Pignatelli E., Saglia R. P., 1993, *A&A*, 271, 381
- Bryan G. L., Norman M. L., 1998, *ApJ*, 495, 80
- Bulbul G. E., Hasler N., Bonamente M., Joy M., 2009, preprint (arXiv:0911.2827)
- Bullock J. S., Kolatt T. S., Sigad Y., Somerville R. S., Kravtsov A. V., Klypin A. A., Primack J. R., Dekel A., 2001, *MNRAS*, 321, 559
- Cavaliere A., Fusco-Femiano R., 1976, *A&A*, 49, 137
- Cavaliere A., Fusco-Femiano R., 1978, *A&A*, 70, 677
- Ciotti L., Pellegrini S., 2004, *MNRAS*, 350, 609
- Ciotti L., Pellegrini S., 2008, *MNRAS*, 387, 902
- Comerford J. M., Natarajan P., 2007, *MNRAS*, 379, 190
- Dehnen W., 1993, *MNRAS*, 265, 250
- de Vaucouleurs G., 1948, *Ann. d'Astrophys.*, 11, 247
- Diehl S., Statler T. S., 2008, *ApJ*, 687, 986
- Di Matteo T., Springel V., Hernquist L., 2005, *Nat*, 433, 604
- Ferreras I., Saha P., Williams L. L. R., 2005, *ApJ*, 623, L5
- Fukugita M., Hogan C. J., Peebles P. J. E., 1998, *ApJ*, 503, 518
- Graham A., Lauer T. R., Colless M., Postman M., 1996, *ApJ*, 465, 534
- Hennawi J. F., Dalal N., Bode P., Ostriker J. P., 2007, *ApJ*, 654, 714
- Hernquist L., 1990, *ApJ*, 356, 359
- Heymans C., Bell E. F., Rix H.-W. et al., 2006, *MNRAS*, 371, L60
- Hoekstra H., Hsieh B. C., Yee H. K. C., Lin H., Gladders M. D., 2005, *ApJ*, 635, 73
- Hopkins P. F., Hernquist L., Cox T. J., Di Matteo T., Robertson B., Springel V., 2006, *ApJS*, 163, 1
- Jaffe W., 1983, *MNRAS*, 202, 995
- Kormendy J., Fisher D. B., Cornell M. E., Bender R., 2009, *ApJS*, 182, 216
- Lagattuta D. J., Fassnacht C. D., Auger M. W. et al., 2009, preprint (arXiv:0911.2236)
- Makino N., Sasaki S., Suto Y., 1998, *ApJ*, 497, 555
- Mamon G. A., Lokas E. L., 2005, *MNRAS*, 362, 95
- Mamon G. A., Lokas E. L., 2005, *MNRAS*, 363, 70
- Mancini C., Daddi E., Renzini A. et al., 2010, *MNRAS*, 401, 933
- Mandelbaum R., Seljak U., Kauffmann G., Hirata C. M., Brinkmann J., 2006, *MNRAS*, 368, 715
- Mandelbaum R., Seljak U., Hirata C. M., 2008, *J. Cosmology Astroparticle Phys.*, 8, 6
- Markwardt C. B., 2009, in Bohlender D. A., Durand D., Dowler P., eds, *ASP Conf. Ser. Vol. 411, Astronomical Data Analysis Software and Systems XVIII*. Astron. Soc. Pac., San Francisco, p. 251
- Memola E., Trinchieri G., Wolter A., Focardi P., Kelm B., 2009, *A&A*, 497, 359
- Navarro J. F., Frenk C. S., White S. D. M., 1996, *ApJ*, 462, 563
- O'Sullivan E., Ponman T. J., 2004, *MNRAS*, 354, 935
- O'Sullivan E., Ponman T. J., Collins R. S., 2003, *MNRAS*, 340, 1375
- O'Sullivan E., Sanderson A. J. R., Ponman T. J., 2007, *MNRAS*, 380, 1409
- Sanderson A. J. R., Ponman T. J., Finoguenov A., Lloyd-Davies, E. J., Markevitch, M., 2003, *MNRAS*, 340, 989
- Sérsic J. L., 1963, *Bol. de la Asociación Argentina de Astron.*, 6, 41
- Sérsic J. L., 1968, *Atlas de Galaxias Australes*. Observatorio Astronómico, Córdoba, Argentina
- Springel V., Di Matteo T., Hernquist L., 2005, *MNRAS*, 361, 776
- Suto Y., Sasaki S., Makino N., 1998, *ApJ*, 509, 544
- Tremaine S., Richstone D. O., Byun Y.-I., Dressler A., Faber S. M., Grillmair C., Kormendy J., Lauer T. R., 1994, *AJ*, 107, 634
- van Dokkum P. G., Whitaker K. E., Brammer G. et al., 2010, *ApJ*, 709, 1018
- Wu X.-P., Xue Y.-J., 2000, *ApJ*, 542, 578
- Young P. J., 1976, *AJ*, 81, 807