

Suppression of small baryonic structures due to a primordial magnetic field

Luiz Felipe S. Rodrigues^{1*}, Rafael S. de Souza^{1†} and Reuven Opher^{1‡}

¹*IAG, Universidade de São Paulo, Rua do Matão 1226, Cidade Universitária, CEP 05508-900, São Paulo, SP, Brazil*

Accepted 2010 March 11. Received 2010 March 11; in original form 2010 February 1

ABSTRACT

We investigate the impact of the existence of a primordial magnetic field on the filter mass, characterizing the minimum baryonic mass that can form in dark matter (DM) haloes. For masses below the filter mass, the baryon content of DM haloes are severely depressed. The filter mass is the mass when the baryon to DM mass ratio in a halo is equal to half the baryon to DM ratio of the Universe. The filter mass has previously been used in semianalytic calculations of galaxy formation, without taking into account the possible existence of a primordial magnetic field. We examine here its effect on the filter mass. For homogeneous comoving primordial magnetic fields of $B_0 \sim 1$ or 2 nG and a reionization epoch that starts at a redshift $z_s = 11$ and is completed at $z_r = 8$, the filter mass is increased at redshift 8, for example, by factors 4.1 and 19.8, respectively. The dependence of the filter mass on the parameters describing the reionization epoch is investigated. Our results are particularly important for the formation of low mass galaxies in the presence of a homogeneous primordial magnetic field. For example, for $B_0 \sim 1$ nG and a reionization epoch of $z_s \sim 11$ and $z_r \sim 7$, our results indicate that galaxies of total mass $M \sim 5 \times 10^8 M_\odot$ need to form at redshifts $z_F \gtrsim 2.0$, and galaxies of total mass $M \sim 10^8 M_\odot$ at redshifts $z_F \gtrsim 7.7$.

Key words: galaxies: formation, haloes – magnetic fields – large scale structure of Universe

1 INTRODUCTION

The formation of galaxies is one of the most important areas in cosmology. Within the simplified hierarchical scenario of a Universe governed by a cosmological constant and cold dark matter (DM), the density profiles of forming DM haloes have been well characterized. Numerical calculations show that the first generation of galaxies formed at very high redshifts inside collapsing haloes starting at $z \sim 65$, corresponding to high peaks of the primordial DM density field (Naoz et al. 2006). CMB observations suggest that reionization began at high redshifts. This means that a high abundance of luminous objects must have existed at that time, since these first luminous objects are expected to have heated and reionized their surroundings (Barkana & Loeb 2001; Wyithe & Loeb 2003; Haiman & Holder 2003; Cen 2003).

The formation of a luminous object inside a halo necessarily requires the existence of baryonic gas inside the halo. Even in haloes that are too small for cooling via atomic hy-

drogen, the gas content can have substantial, and observable, astrophysical effects. In addition to the possibility of hosting astrophysical sources, such as stars, small haloes may produce a 21-cm signature (Kuhlen et al. 2006; Shapiro et al. 2006; Naoz & Barkana 2008; Furlanetto & Oh 2006), and can block ionizing radiation and produce an overall delay in the global progress of reionization (Barkana & Loeb 2002; Iliev et al. 2003, 2005; McQuinn et al. 2007).

As shown by Gnedin (2000) and Gnedin & Hui (1998), both in the linear and non-linear regimes, the accretion of gas into DM haloes is suppressed below a characteristic mass scale called the filter mass, M_F . This mass scale coincides with the Jeans mass, M_J , if the latter does not vary in time. Otherwise, M_F is a time average of M_J . Thus, an increase in the ambient pressure in the past, causes an increase in M_J and suppresses the accretion of baryons into DM haloes in a cumulative fashion, producing an increase in M_F .

Until now, studies focused on the UV heating of the neutral interstellar gas as the main source of pressure, for determining the filter mass. These results are widely used in many semianalytic models (e.g. Macciò et al. 2009), particularly those designed to study the properties of small galaxies (due to the high redshift character of the UV heating).

* Email: felippe@astro.iag.usp.br

† Email: rafael@astro.iag.usp.br

‡ Email: opher@astro.iag.usp.br

In this paper we add the effect of a possible homogeneous primordial magnetic field as another important source of ambient pressure. The magnetic field contributes to pressure support, which changes the Jeans mass and, consequently, the filter mass and the quantity of gas that is accreted by DM haloes.

The paper is organized as follows. In section 2 we briefly review our knowledge about primordial magnetic fields and in section 3 we present our results, calculating the filter mass with a Jeans mass corrected for the presence of a primordial magnetic field. Finally, in section 4, we present our conclusions.

2 PRIMORDIAL MAGNETIC FIELDS

The origin of large-scale cosmic magnetic fields in galaxies and protogalaxies remains a challenging problem in astrophysics (Zweibel & Heiles 1997; Kulsrud & Zweibel 2008; de Souza & Opher 2008, 2010; Widrow 2002). Understanding the origin of the structures of the present Universe requires a knowledge of the origin of magnetic fields. The magnetic fields fill interstellar and intracluster space and affect the evolution of galaxies and galaxy clusters. There have been many attempts to explain the origin of cosmic magnetic fields. One of the most popular astrophysical theories for creating seed primordial fields is that they were generated by the Biermann mechanism (Biermann 1950). It has been suggested that this mechanism acts in diverse astrophysical systems, such as large scale structure formation (Peebles 1967; Rees & Reinhardt 1972; Wasserman 1978), cluster of galaxies (Laganá et al. 2010), cosmological ionizing fronts (Gnedin 2000), gamma ray bursts (de Souza & Opher 2010), star formation and supernova explosions (Hanayama et al. 2005; Miranda et al. 1998). Another mechanism for creating cosmic magnetic fields was suggested by Ichiki et al. (2006). They investigated the second-order couplings between photons and electrons as a possible origin of magnetic fields on cosmological scales before the epoch of recombination. Studies of magnetic field generation, based on cosmological perturbations, have also been made (Takahashi et al. 2005, 2006; Clarke et al. 2001; Maeda et al. 2009).

In our galaxy, the magnetic field is coherent over kpc scales with alternating directions in the arm and inter-arm regions (e.g., Kronberg 1994; Han 2008). Such alternations are expected for magnetic fields of primordial origin (Grasso & Rubinstein 2001).

Various observations put upper limits on the intensity of a homogeneous primordial magnetic field. Observations of the small-scale cosmic microwave background (CMB) anisotropy yield an upper comoving limit of 4.7 nG for a homogeneous primordial field (Yamazaki et al. 2006). Reionization of the Universe puts upper limits of 0.7 – 3 nG for a homogeneous primordial field, depending on the assumptions of the stellar population that is responsible for reionizing the Universe (Schleicher et al. 2008).

De Souza & Opher (2008) suggested that the fluctuations of the plasma predicted by the Fluctuation Dissipation Theorem after the quark-hadron transition (QHT) is a natural source for a present primordial magnetic field. They evolved the fluctuations after the QHT to the present era and predict a present cosmic inhomogeneous web of primor-

dial magnetic fields and not a homogeneous one. The effect of this cosmic web of magnetic fields on galaxy formation will be investigated in a future article.

3 FILTER MASS

In linear theory the filter mass, M_F , first defined by Gnedin & Hui (1998), describes the highest DM mass scale for which the baryon accretion is suppressed significantly. As shown by Gnedin & Hui, there is a characteristic length scale, called the filtering scale, over which the baryonic perturbations are smoothed as compared to the dark matter ones. The filtering scale is (characterized by the wavenumber k_F) defined as (see also, Naoz & Barkana 2006)

$$\frac{\delta_b}{\delta_{tot}} = 1 - \frac{k^2}{k_F^2}, \quad (1)$$

where δ_b is the density contrast of baryonic matter and δ_{tot} , the total density contrast. For k comparable to k_F , the density contrast δ_b is severely depressed.

Following Gnedin (2000), we can relate the comoving wavenumber associated with this length scale with the Jeans wavenumber by the equation

$$\frac{1}{k_F^2(a)} = \frac{3}{a} \int_0^a \frac{da'}{k_J^2(a')} \left[1 - \left(\frac{a'}{a} \right)^{\frac{1}{2}} \right] \quad (2)$$

where a flat matter dominated universe is assumed. In the case with no magnetic fields k_J can be written as

$$k_J = \left(\frac{4\pi G \rho}{c_s^2} \right)^{1/2}, \quad (3)$$

where c_s is the sound velocity of the medium. We see that, as mentioned above, the overall suppression of the growth of baryonic density perturbations depends on a time-average of the Jeans scale. By translating the length scales into mass scales, we can then define the Jeans mass and filter mass,

$$M_J \equiv \frac{4\pi}{3} \bar{\rho} \left(\frac{2\pi a}{k_J} \right)^3 \quad \text{and} \quad M_F \equiv \frac{4\pi}{3} \bar{\rho} \left(\frac{2\pi a}{k_F} \right)^3. \quad (4)$$

From these definitions and equation 2, we can write,

$$M_F^{\frac{2}{3}} = \frac{3}{a} \int_0^a da' M_J^{\frac{2}{3}}(a') \left[1 - \left(\frac{a'}{a} \right)^{\frac{1}{2}} \right]. \quad (5)$$

A very important result, obtained by Gnedin (2000), through the study of cosmological hydrodynamical simulations, is that the filter mass still characterizes the scale of suppression of the formation of baryonic structures even in the nonlinear regime. Namely, they found that the filter mass corresponds to the characteristic halo mass where the halo's baryonic gas fraction is approximately 50% of the cosmic baryon fraction.

A simple way to take into account the effects of the magnetic field on the filter mass, is the generalization of equation (4), replacing equation (3) by

$$k_{JB} = \left(\frac{4\pi G \rho}{c_s^2 + v_A^2} \right)^{1/2}, \quad (6)$$

where v_A is the Alfvén velocity $B/\sqrt{4\pi G \rho}$.

The Jeans mass of a plasma, subject to magnetic pressure, is then given by

$$M_J = \sqrt{\frac{3}{4\pi G^3 \bar{\rho}_0} \left(\frac{B^2}{4\pi \rho_0} + \frac{3}{2} \frac{k_B T}{m_H \mu} \right)^3}, \quad (7)$$

where $\bar{\rho}$ is the mean matter density, m_H the mass of a hydrogen atom, μ the mean molecular weight and k_B the Boltzmann constant.

This expression generalizes previous calculations of the Jeans mass which only considered its limiting cases: $B \rightarrow 0$, the usual Jeans mass (e.g. Padmanabhan 2002), or $T \rightarrow 0$, the magnetic Jeans mass (e.g. Tashiro & Sugiyama 2005).

Substituting numerical values and explicitly writing the dependence on cosmological parameters,

$$M_J = (2.7 \times 10^4 M_\odot) (1+z)^{-3/2} \left(\frac{\Omega_m h^2}{0.133} \right)^{-1/2} \times \left[T(z) + 38 (1+z) \left(\frac{B_0}{2 \text{ nG}} \right)^2 \left(\frac{\Omega_m h^2}{0.133} \right)^{-1} \right]^{3/2} \quad (8)$$

where B_0 is the comoving magnetic field and h is the hubble parameter ($H_0 = 100 h \text{ km s}^{-1} \text{ Mpc}^{-1}$).

It is to be noted that after the recombination era, when the cosmic microwave background was formed, and before the reionization epoch, although the medium was cold, the Universe had a degree of ionization sufficiently high, $x_e \sim 10^{-4}$, to couple magnetic fields to the medium (e.g., Padmanabhan 2002). This can be understood as follows. In the presence of a magnetic field, the velocity of ions coupled to the magnetic field (and the relative velocity between ions and neutrals) becomes almost the Alfvén velocity, which is 1000 times larger than the thermal velocity of the ions. Because of this, the time scale of the interaction between ions and neutrals becomes 1000 times shorter and never exceeds the Hubble time before reionization, for the degree of ionization cited above (e.g. Tashiro & Sugiyama 2005). Thus, a primordial magnetic field was coupled with the medium even before the epoch of reionization.

Having an expression for the Jeans mass that takes into account the primordial magnetic field, we need to know the evolution of the temperature of the gas with redshift. We use the analytic fit of the temperature as a function of redshift that Kravtsov et al. (2004) obtained for the results of Gnedin (2000) :

$$T(a) = \begin{cases} (10^4 \text{ K}) \left(\frac{1+z_s}{1+z} \right)^\alpha, & z > z_s \\ 10^4 \text{ K}, & z_s \geq z \geq z_r \\ (10^4 \text{ K}) \left(\frac{1+z}{1+z_r} \right), & z < z_r \end{cases} \quad (9)$$

where $z > z_s$ is the epoch before the first HII regions form, $z_r \leq z \leq z_s$ is the epoch of the overlap of multiple HII regions and $z < z_r$ is the epoch of complete reionization. Kravtsov et al. (2004) used $z_s \approx 8$ and $z_r \approx 7$ and $\alpha \approx 6$. In this paper we also use $\alpha = 6$.

We use equations (7) and (9) in (5) and calculate the effect of a homogeneous magnetic field on the filter mass. The result is shown in figure 1, for $z_s = 11$ and $z_r = 8$.

The presence of a homogeneous magnetic field, even for small intensities, significantly increases the filter mass. We notice that more intense primordial magnetic fields cause a smaller variation of the filter mass with redshift. This last

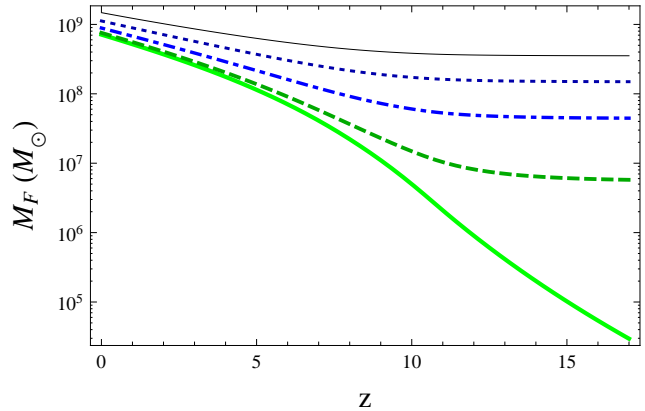


Figure 1. Variation of the filter mass with redshift and magnetic field for $z_s = 11$ and $z_r = 8$. From top to bottom: the thick (green) curve corresponds to $B_0 = 0 \text{ nG}$; the dashed (dark-green) curve, to $B_0 = 0.5 \text{ nG}$; the dash-dotted (blue) curve, to $B_0 = 1.0 \text{ nG}$; the dotted (dark-blue) curve, to $B_0 = 1.5 \text{ nG}$, and the thin (black) curve, to $B_0 = 2 \text{ nG}$.

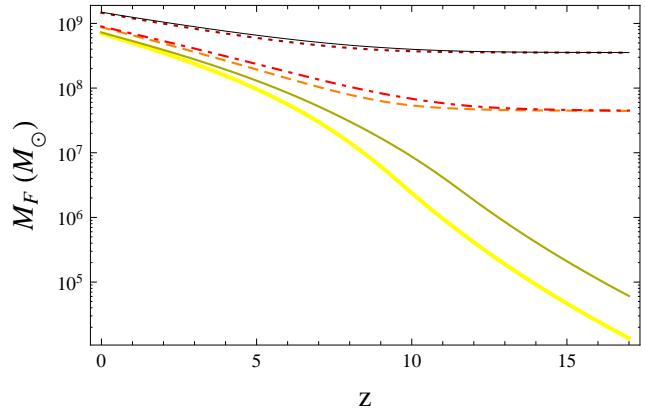


Figure 2. Dependence of the filter mass on the choice of z_s (with fixed $z_r = 8$). From top to bottom: the thin (gray) curve corresponds to $B_0 = 2 \text{ nG}$ and $z_s = 12$; the dotted (dark-red) curve, to $B_0 = 2 \text{ nG}$ and $z_s = 10$; the dash-dotted (red) curve, to $B_0 = 1 \text{ nG}$ and $z_s = 12$; the dashed (orange) curve, to $B_0 = 1 \text{ nG}$ and $z_s = 10$; the continuous (dark-yellow) curve, to $B_0 = 0 \text{ nG}$ and $z_s = 12$, and the thick (yellow) curve corresponds to $B_0 = 0 \text{ nG}$ and $z_s = 10$.

result is expected since, for a homogeneous magnetic field, under the assumption of flux conservation, the magnetic part of equation (7) is independent of redshift, i.e.

$$\left(M_J^{\frac{2}{3}} \right)_{mag} \propto \frac{B^2}{\rho^{4/3}} \propto (1+z)^0. \quad (10)$$

The increase in the filter mass leads to less accretion of gas in the smaller haloes, making it more difficult to form small galaxies. The increase at high redshifts is particularly important since this is the epoch of the formation of galaxies.

We also investigated the dependence of M_F on z_s and z_r . Our results are shown in figures 2 and 3, respectively.

From figure 2, with $z_r = 8$, it can be seen that changes in z_s (the parameter which marks the beginning of the reionization era) only shifts the high- z end of the filter mass curve, without modifying the low- z behaviour.

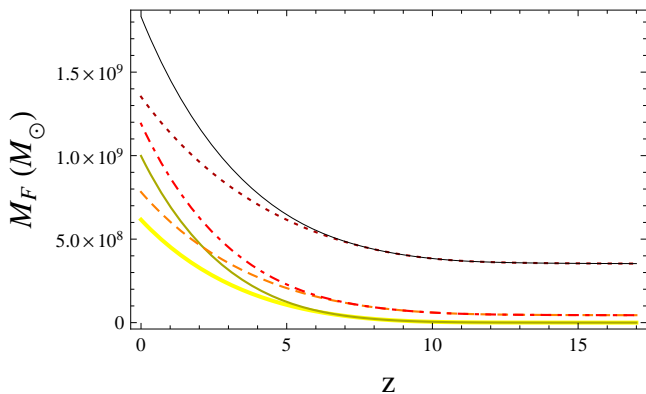


Figure 3. Dependence of the filter mass on the choice of z_r (with fixed $z_s = 11$). From top to bottom: the thin (*gray*) curve corresponds to $B_0 = 2$ nG and $z_r = 6$; the dotted (*dark-red*) curve, to $B_0 = 2$ nG and $z_r = 9$; the dash-dotted (*red*) curve, to $B_0 = 1$ nG and $z_r = 6$; the dashed (*orange*) curve, to $B_0 = 1$ nG and $z_r = 9$; the continuous (*darkyellow*) curve, to $B_0 = 0$ nG and $z_r = 6$, and the thick (*yellow*) curve corresponds to $B_0 = 0$ nG and $z_r = 9$.

The effect is, however, much smaller than the increase due to the increase of the primordial magnetic field.

4 CONCLUSIONS

The Jeans mass was modified in order to account for the presence of a homogeneous primordial magnetic field. We then calculated the implications on the modification of the filter mass.

The modification leads to a significant increase in the filter mass. We found a change in the behaviour of the filter mass as a function of redshift, which becomes flatter with more intense primordial magnetic fields, as opposed to the tendency of a decline of the filter mass with redshift, which is observed in the absence of magnetic fields.

Our results are shown in figures 1–3. To see the effect of a primordial magnetic field, let us examine its effect at a specific redshift, for example $z = z_s - 1$.

In figure 1, for $z_s = 11$ and $z_r = 8$ we find that the filter mass increases from $M_F = 5.0 \times 10^6 M_\odot$ for $B_0 = 0$ nG to $M_F = 6.0 \times 10^7 M_\odot$ for $B_0 = 1$ nG and $M_F = 3.8 \times 10^8 M_\odot$ for $B_0 = 2$ nG. In figure 2, for $z_r = 8$ we find that for $z_s = 12$ that the filter mass increases from $M_F = 4.1 \times 10^6 M_\odot$ for $B_0 = 0$ nG to $M_F = 5.8 \times 10^7 M_\odot$ for $B_0 = 1$ nG and $M_F = 3.8 \times 10^8 M_\odot$ for $B_0 = 2$ nG. In figure 3, for $z_s = 11$ we find that for $z_r = 6$ that the filter mass increases from $M_F = 5.0 \times 10^6 M_\odot$ for $B_0 = 0$ nG to $M_F = 6.0 \times 10^7 M_\odot$ for $B_0 = 1$ nG and $M_F = 3.8 \times 10^8 M_\odot$ for $B_0 = 2$ nG.

The results of figures 1–3 are particularly important for the formation of low mass galaxies. For example, for a reionization epoch $z_s \sim 11$ and $z_r \sim 7$ and a homogeneous primordial magnetic field $B_0 = 1$ nG, our results indicate that galaxies of total mass $M \sim 5 \times 10^8 M_\odot$ need to form at redshifts $z_F \gtrsim 2.0$, and galaxies of total mass $M \sim 10^8 M_\odot$ need to form at $z_F \gtrsim 7.7$.

ACKNOWLEDGMENTS

L.F.S.R. thanks the Brazilian agency CNPq for financial support (142394/2006-8). R.S.S. thanks the Brazilian agency FAPESP for financial support (2009/06770-2). R.O. thanks FAPESP (06/56213-9) and the Brazilian agency CNPq (300414/82-0) for partial support. We thank Joshua Frieman and Wayne Hu for helpful comments. This research has made use of NASA’s Astrophysics Data System.

REFERENCES

- Barkana R., Loeb A., 2001, *Physics Reports*, 349, 125
 Barkana R., Loeb A., 2002, *ApJ*, 578, 1
 Biermann L., 1950, *Zeitschrift Naturforschung Teil A*, 5
 Cen R., 2003, *ApJ*, 591, L5
 Clarke T. E., Kronberg P. P., Boehringer H., 2001, *ApJ*, 547, L111
 de Souza R., Opher R., 2008, *Physical Review D*, 77, 043528
 de Souza R. S., Opher R., 2010, *Journal of Cosmology and Astro-Particle Physics*, 2, 22
 de Souza R. S., Opher R., 2010, *Phys. Rev. D*, 81, 067301
 Furlanetto S. R., Oh S. P., 2006, *ApJ*, 652, 849
 Gnedin N. Y., 2000, *ApJ*, 542, 535
 Gnedin N. Y., Hui L., 1998, *MNRAS*, 296, 44
 Grasso D., Rubinstein H., 2001, *Physics Reports*, 348, 163
 Haiman Z., Holder G. P., 2003, *ApJ*, 595, 1
 Han J. L., 2008, *Nuclear Physics B - Proceedings Supplements*, 175, 62
 Hanayama H., Takahashi K., Kotake K., Oguri M., Ichiki K., Ohno H., 2005, *ApJ*, 633, 941
 Ichiki K., Takahashi K., Ohno H., Hanayama H., Sugiyama N., 2006, *Sci.*, 311, 827
 Iliev I. T., Scannapieco E., Martel H., Shapiro P. R., 2003, *MNRAS*, 341, 81
 Iliev I. T., Scannapieco E., Shapiro P. R., 2005, *ApJ*, 624, 491
 Kravtsov A. V., Gnedin O. Y., Klypin A. A., 2004, *ApJ*, 609, 482
 Kronberg P. P., 1994, *Reports on Progress in Physics*, 57, 325
 Kuhlen M., Madau P., Montgomery R., 2006, *ApJ*, 637, L1
 Kulsrud R. M., Zweibel E. G., 2008, *Reports on Progress in Physics*, 71, 046901
 Laganá T. F., de Souza R. S., Keller G. R., 2010, *A&A*, 510, 26
 Macciò A. V., Kang X., Fontanot F., Somerville R. S., Kopecký S. E., Monaco P., 2009, eprint (arXiv:0903.4681)
 McQuinn M., Lidz A., Zahn O., Dutta S., Hernquist L., Zaldarriaga M., 2007, *MNRAS*, 377, 1043
 Maeda S., Kitagawa S., Kobayashi T., Shiromizu T., 2009, *Classical and Quantum Gravity*, 26, 135014
 Miranda O., Opher M., Opher R., 1998, *MNRAS*, 301, 547
 Naoz S., Barkana R., 2006, *MNRAS*, 377, 667
 Naoz S., Barkana R., 2008, *MNRAS*, 385, L63
 Naoz S., Noter S., Barkana R., 2006, *MNRAS*, 373, L98
 Padmanabhan T., 2002, *Theoretical Astrophysics: Volume III: Galaxies and Cosmology*. Cambridge University Press
 Peebles P. J. E., 1967, *ApJ*, 147, 859
 Rees M. J., Reinhardt M., 1972, *A&A*, 19

- Schleicher D. R. G., Banerjee R., Klessen R. S., 2008, Phys. Rev. D, 78, 083005
- Shapiro P. R., Ahn K., Alvarez M. A., Iliev I. T., Martel H., Ryu D., 2006, ApJ, 646, 681
- Takahashi K., Ichiki K., Ohno H., Hanayama H., 2005, Physical Review Letters, 95, 4
- Takahashi K., Ichiki K., Ohno H., Hanayama H., Sugiyama N., 2006, Astronomische Nachrichten, 327, 410
- Tashiro H., Sugiyama N., 2005, MNRAS, 368, 965
- Wasserman I., 1978, ApJ, 224, 337
- Widrow L. M., 2002, Reviews of Modern Physics, 74, 775
- Wyithe J. S. B., Loeb A., 2003, ApJ, 588, L69
- Yamazaki D., Ichiki K., Kajino T., Mathews G. J., 2006, ApJ, 646, 719
- Zweibel E. G., Heiles C., 1997, Nat., 385, 131

This paper has been typeset from a $\text{T}_{\text{E}}\text{X}/\text{L}^{\text{A}}\text{T}_{\text{E}}\text{X}$ file prepared by the author.