

Asymmetric Simple Exclusion Process on a Cayley Tree

Mahashweta Basu and P. K. Mohanty

Theoretical Condensed Matter Physics Division,
Saha Institute of Nuclear Physics, 1/AF Bidhan Nagar, Kolkata, 700064 India.

E-mail: mahashweta.basu@saha.ac.in and pk.mohanty@saha.ac.in

Abstract. We study the asymmetric exclusion process on a regular Cayley tree with arbitrary co-ordination number. In this model particles can enter the system only at the parent site and exit from one of the sites at the last level. In the bulk they move from the occupied sites to one of their unoccupied downward neighbours, chosen randomly. We show that the steady state current that flow from one level to the next is independent of the exit rate, and increase monotonically with the entry rate and the co-ordination number. Unlike TASEP, the model has only one phase and the density profile show no boundary layers. We argue that in blood, air or water circulations systems branching is essential to maintain a free flow within the system which is independent of exit rates.

Exclusion processes [1] has been studied extensively as the paradigm models of non-equilibrium phase transitions. They exhibit reach variety of phases, phase-coexistence, shock-profiles and non-trivial boundary layers. Some variations of these models are exactly solvable [2] on a one dimensional lattice, which provide deep understanding of non-equilibrium transport, traffic and jamming. However, very little is known about the systems beyond one spatial dimension. In particular, transport in irregular structures, like networks has been a recent topic of interest [3]. In a generic undirected network particle can enter or exit at any arbitrary sites. Again, the presence of loops in the generic networks, also make the study of particle transport difficult. A prototype network is a Cayley tree, where the direction of transport, the entry and exit points are well defined. Absence of loops make the study relatively simpler. Again, several physical systems like, water transport in trees, transport of nutrients in blood-circulation system [4], transport of antibody in idiotypic networks in immune system[5], air circulation in lung [6], and flow on disordered networks[7] are strikingly similar to this model system of Cayley trees.

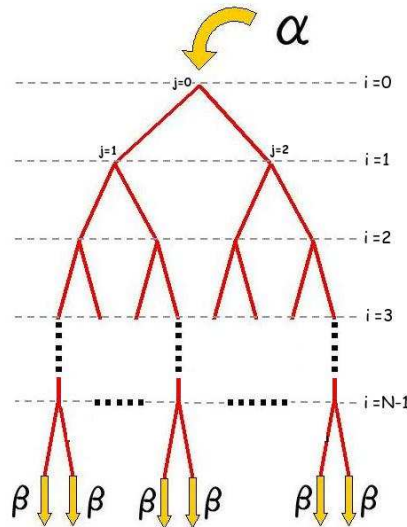


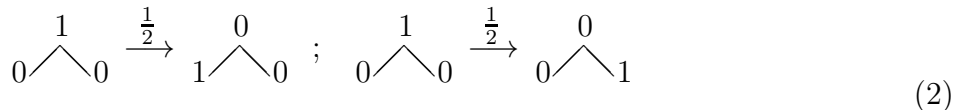
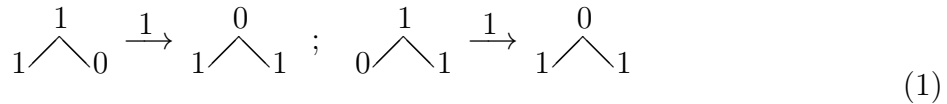
Figure 1. Rooted Cayley tree with $q = 2$. There are N levels and $M = (2^N - 1)$ sites, labeled by $i = 0, 1 \dots, N - 1$ and $j = 0, 1 \dots, M$ respectively. Particle enter at the parent site $j = 0$ with rate α and exit from any of the sites at the last level $N - 1$ with rate β .

In this Letter we study transport in a Cayley tree with arbitrary co-ordination number. Particles can enter the Cayley tree only at the parent site with rate α and are allowed to leave from any of the sites at the last level with rate β . In the bulk, when allowed by hard-core interaction, the particle can move to one of its downward neighbour chosen randomly. The resulting current that flow between neighboring levels is found to be independent of the exit rate β when $q \geq 2$. Further, the current is found to be larger than that of the TASEP in one dimension for any value of (α, β) . The average density at each level, except the last one, do not show any finite size correction and decay exponentially as one moves away from the parent site. In the last level, the

density depends both on α and β and decays exponentially with the system size. We did a mean field analysis, which correctly reproduces all these features.

First the model. Cayley tree, is a connected cycle-free graph. A N -level Cayley tree, labeled as $i = 0, \dots, N - 1$, with co-ordination number $z = q + 1$ can be generated by starting from the parent level $i = 0$ with one single site $j = 0$ called root. The next generation of sites are then created iteratively, where each site in level i is connected to q new sites in the next level $i + 1$. Thus level i has q^i sites and the resulting network has total $M = (q^N - 1)/(q - 1)$ sites, labeled by $j = 0, \dots, M$.

Note, that the Cayley tree with $q = 1$ is a one dimensional lattice with N sites. The first non-trivial structure can be obtained for $q = 2$, which is described in the Fig. 1. Here, in every level, each site is connected to two downward neighbours in the next level. There are $M = (2^N - 1)$ sites which are labeled by j increasing from top to bottom and left to right. Further, each site of a Cayley tree can either be vacant or occupied by at most one particle. Correspondingly we define a variable $s_j = 1, 0$ at site j , which represents a presence or absence of a particle respectively. These hardcore particles flow downwards (from level i to level $i + 1$) with the following rules. A particle present in a level i , at the site say j , will move to its neighbour j' in the next lower level $i + 1$ only when $s_{j'} = 0$. If more than one neighbour of j is vacant, one of them is chosen randomly for particle transfer. In the following, the bulk dynamics for $q = 2$ is described schematically.



Flow of particles is maintained in the system by the in- and out-fluxes of particles at boundaries. A particle can enter the system with rate α if the parent site $j = 0$ is unoccupied ($s_j = 0$). Any particle from the $(q^N - 1)$ sites at the boundary level $N - 1$ can leave the system with rate β . Note, that for $q = 1$, each site has only one downward neighbour and the dynamics is simply $10 \rightarrow 01$. Such an exclusion process, namely Totally Asymmetric Simple Exclusion Process (TASEP)[8] on a one dimensional lattice, has been studied extensively for its application in vehicular traffic, cellular transport by motor-proteins, etc.. TASEP has been solved exactly[9, 10], where it shows novel properties like boundary driven phase transition, shock formation and propagation, condensation, and jamming.

It is important to note that the bulk dynamics in the Cayley tree is particle conserving. In steady state, the average current that flow between neighbouring levels i and $i + 1$ is expected to be constant, say I_q . Thus the average current on each link that connects a site at level i with its neighbour at level $i + 1$ is given by

$$J_{i \rightarrow i+1} \equiv J_i = \frac{I_q}{q^{i+1}}. \tag{3}$$

All configurations where a site in i^{th} level is occupied and at least one of its q neighbour in $(i + 1)^{\text{th}}$ level is empty, contributes to the flow of particles. Thus, fraction of such configurations in steady state is qJ_i . Here, the factor q takes care of the fact that the average current I_q is shared among q bonds. For example, when $q = 2$, we have

$$2J_i = \langle 1 \nearrow \searrow 0 \rangle + \langle 0 \nearrow \searrow 1 \rangle + \langle 0 \nearrow \searrow 0 \rangle, \quad (4)$$

where $\langle \dots \rangle$ represents the steady state averages. Similarly the total density at level i

$$\phi_i = \sum_{j \in i} \langle s_j \rangle. \quad (5)$$

is the steady state average of the occupied sites belongs to level i .

In the following we use the mean field theory (MFT) where both the fluctuations of particle density at the individual sites and variation of densities among sites in the same level, are neglected. At level i , thus, every site is assumed to have an average density

$$\rho_i = \frac{\phi_i}{q^i}, \quad (6)$$

where ϕ_i is the total density at level i . Since a site of level i is occupied with probability ρ_i (and is vacant with probability $1 - \rho_i$), the average current through the bonds is given by,

$$qJ_i = \rho_i (1 - \rho_{i+1}^q), \quad (7)$$

where $(1 - \rho_{i+1}^q)$ is the meanfield probability that at least one site of $(i + 1)^{\text{th}}$ level is unoccupied. The factor q in front of J_i ensures that the outgoing current flows through q bonds.

The conservation of particle density in the bulk of the system leads to a continuity equation

$$\begin{aligned} \frac{d\rho_i}{dt} &= J_{(i-1) \rightarrow i} - qJ_{i \rightarrow (i+1)} = J_{i-1} - qJ_i \\ &= \frac{1}{q} \rho_{i-1} (1 - \rho_i^q) - \rho_i (1 - \rho_{i+1}^q). \end{aligned} \quad (8)$$

These equations must be supplemented by the following boundary conditions. First, at the root $j = 0$, where particle enters to the system, we have

$$\frac{d\rho_0}{dt} = \alpha(1 - \rho_0) - qJ_0 = \alpha(1 - \rho_0) - \rho_0(1 - \rho_1^q). \quad (9)$$

Similarly at the last level $i = N - 1$,

$$\begin{aligned} \frac{d\rho_{N-1}}{dt} &= J_{N-2} - \beta\rho_{N-1} \\ &= \frac{1}{q} \rho_{N-2} (1 - \rho_{N-1}^q) - \beta\rho_{N-1}. \end{aligned} \quad (10)$$

From Eq. 8 it is clear that, in the steady state the bulk current is $J_i = J_{i-1}/q$, which can be iterated to give

$$J_i = \frac{J_0}{q^i}. \quad (11)$$

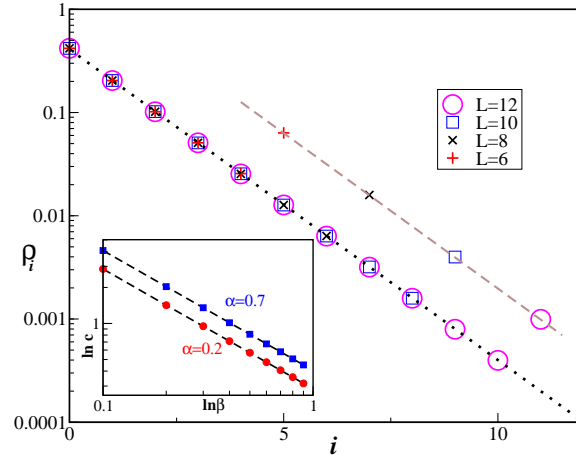


Figure 2. Density profile for $q = 2$ obtained from Monte-Carlo simulations (symbols) with $\alpha = 0.7$ and $\beta = 0.2$ are compared with Eq. 16 (dotted line) where $\rho_0 = 0.422$ was calculated using 19. Clearly there are no finite size corrections. The densities of the last level ρ_{N-1} also follow Eq. 20 (dashed line). In the inset we compare c versus β obtained from simulations (symbols) for $\alpha = 0.4, 0.7$ with Eq. 20.

A comparison of this equation with Eq. (3) results, $I_q = qJ_0$. Thus Eqs. (7) and (3) provides an iterative equation for the density,

$$\rho_{i+1} = \sqrt[q]{1 - \frac{I_q}{q^i \rho_i}} \quad (12)$$

First let us discuss the case $q = 1$ (*i.e.* TASEP) which is conceptually different from other cases $q \geq 2$ as the right hand side of the above map for $q = 1$ do not depend explicitly on i (*i.e.* $\rho_{i+1} = 1 - I_1/\rho_i$). In TASEP both, the density profile and the current show macroscopic changes as one vary the boundary rates α and β , resulting in three different phases : (i) the high density phase ($\alpha > \beta, \beta < \frac{1}{2}$), (ii) the low density phase ($\alpha < \frac{1}{2}, \beta > \alpha$), and (iii) the maximal current phase ($\alpha > \frac{1}{2}, \beta > \frac{1}{2}$). TASEP is an exactly solvable model[9], however the meanfield analysis of Eq. 12 with $q = 1$ is known[10] to produce correct phase diagram and the density profiles.

One must treat the $q \geq 2$ case separately as the function in the right hand side of Eq. 12 changes in each iteration. The existence of the fixed points in such maps are not quite obvious. Let us take the large i limit and re-write the map in terms of $\phi_i = q^i \rho_i$, which is an $\mathcal{O}(1)$ quantity. Thus,

$$\phi_{i+1} = q^{i+1} \sqrt[q]{1 - \frac{I_q}{\phi_i}}. \quad (13)$$

The fixed point of the map is then $\phi_i = \phi^*$, given by

$$\phi^* = I_q. \quad (14)$$

Thus in the bulk we have a constant level density $\phi_i = I_q$. This is similar to the case $q = 1$ (TASEP), where the bulk density was found to be a constant. However, the density profile in TASEP show a boundary layer at both ends. Since the fixed point

solution $\phi_i = I_q$ is expected to hold only for large i , it is not clear if the total density ϕ_i has a boundary layer for $q \geq 2$. The detailed mean field analysis (discussed below) show that the boundary layers are in fact absent for $q \geq 2$.

To calculate I_q we use the boundary condition (9),

$$I_q = \alpha(1 - \rho_0). \quad (15)$$

Finally, Eqs. (6), (14) and (15) can be used to obtain the average level density,

$$\rho_i = \frac{\phi_i}{q^i} = \frac{\alpha(1 - \rho_0)}{q^i} = \frac{I_q}{q^i}. \quad (16)$$

Thus, the mean field densities ρ_i and the current I_q are expressed as a single parameter functions of ρ_0 (which is same as ϕ_0). To calculate ρ_0 we use the boundary condition (9). It demands that, in the steady state $\rho_1 = \sqrt[q]{1 - I_q/\rho_0}$, whereas from Eq. 16 we have $\rho_1 = I_q/q$. Hence,

$$\sqrt[q]{1 - \frac{\alpha(1 - \rho_0)}{\rho_0}} = \frac{\alpha(1 - \rho_0)}{q}. \quad (17)$$

The above $(q + 1)^{th}$ order equation in ρ_0 can not have a close form solution for $q > 3$. However, numerical solution for any given α and q can be obtained with high accuracy. Analytical solutions of Eq. 17 can be obtained for $q = 2, 3$. For example, when $q = 2$ we have,

$$\rho_0 = \frac{2}{3} \left[1 - \frac{\sqrt{\alpha^2 + 12\alpha + 12}}{\alpha} \cos\left(\frac{\pi + \theta}{3}\right) \right], \quad (18)$$

$$\text{where } \tan\theta = \frac{6\sqrt{6} \sqrt{\alpha^4 + 18\alpha^3 + 20\alpha^2 + 24\alpha + 8}}{\alpha(36 - 18\alpha - \alpha^2)}. \quad (19)$$

Thus, Eqs. (15) and (16) together with the solution of ρ_0 from 19 provides the complete mean field solution of the asymmetric exclusion process on the Cayley tree. To check the validity of the MF theory, we simulate this exclusion process with $\alpha = 0.7$ and $\beta = 0.2$ on a Cayley tree ($q = 2$) with $N = 6, 8, 10, 12$ and plot ρ_i versus i in semi-log scale (Fig. 2). Clearly the densities ρ_i , except ρ_{N-1} , show an exponential decay which agree quite well with the MF results (16). The plot depicts that the finite size corrections are absent here; *i.e.*, the level density of, say at level 3 (*i.e.* ρ_3), is independent of the system size $N = 6, 8, 10, 12$. Further, it appears that ρ_{N-1} varies with system size N as $\rho_{N-1} = c/2^{N-1}$, with $c > \rho_0$.

To obtain the boundary density ρ_{N-1} , we use the second boundary condition (10); in steady state $J_{N-2} = \beta\rho_{N-1}$. Since $J_{N-2} = I_q/q^{N-1}$ [from Eq. 3], we have

$$\rho_{N-1} = \frac{c}{q^{N-1}} \quad \text{with} \quad c = \frac{I_q}{\beta} = \frac{\alpha(1 - \phi_0)}{\beta}. \quad (20)$$

In the inset of Fig. 2, c versus β obtained from numerical simulations for two different values of $\alpha = 0.4, 0.7$ are compared with corresponding mean field values given by Eq. (20).

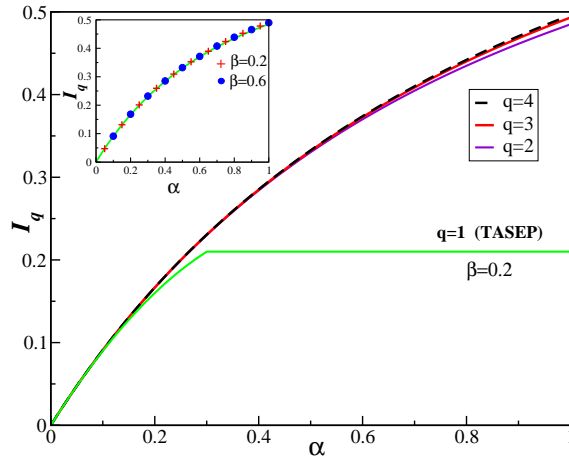


Figure 3. Plot of J_q versus α with different $q = 1, 2, 3, 4..$ For $q = 1$ (TASEP) the current J_1 depends on β which is taken to be $\beta = 0.2$ Inset : For $q = 2$, J versus α obtained from numerical simulations with $\beta = 0.2, 0.6$ (symbols) is compared with Eq. 15.

For a generic Cayley tree with $q \geq 2$, the current $I_q = \alpha(1 - \rho_0)$ where ρ_0 is given by Eq. (19). Evidently, I_q is independent of the exit rate β and increases monotonically with α . To verify this we calculate I_q for a Cayley tree with $q = 2$ using Monte-Carlo simulations for two different values of $\beta = 0.2, 0.6$ and plot them against α (inset of Fig. 3). The mean field current (15) for $q = 2$, draws as a solid line there, shows an excellent agreement. Current I_q for $q > 2$ are shown in the main figure [results from the simulations data (not shown here) matches very well with Eq.(15)].

Figure 3 compares I_q for different $q = 1, 2, 3, 4$. It is only I_1 , the current in TASEP, that depends on β (chosen here as $\beta = 0.2$). As expected, I_q is a strictly non-decreasing function of the entry rate α . Thus, the maximum achievable current on a Cayley tree is $I_q(\alpha = 1)$. For example, when $q = 2$, the maximum current

$$I_2^{max} = \frac{1}{3} \left[1 + 10 \cos\left(\frac{\pi}{3} + \frac{1}{3} \tan^{-1}\left(\frac{6\sqrt{426}}{17}\right)\right) \right] = 0.485 \quad (21)$$

is almost twice as large as that of TASEP ($q = 1$)[11]. From Fig. 3, it appears that $\lim_{q \rightarrow \infty} I_q(\alpha = 1) = \frac{1}{2}$. This can be understood from the fact that when $q \rightarrow \infty$, the rate of out flow from the root $j = 0$ is unity, as one of the the infinitely many neighbours of the root are expected to be vacant with probability 1. Thus the particle density ρ_0 at the root is expected to be $1/2$ for $\alpha = 1$, resulting in $I_\infty = 1/2$. Another interesting fact about I_q , is the following in-equality,

$$I_1(\alpha, \beta) < I_2(\alpha) \dots < I_\infty(\alpha). \quad (22)$$

which holds for any arbitrary value of (α, β) .

In conclusion, we have studied the asymmetric exclusion process on a regular Cayley tree with arbitrary coordination number $z = q + 1$, where particles enter the system only at the parent site with rate α , and exit from one of the sites at the last level with rate β . In the bulk they move from occupied sites to one of their downward unoccupied

neighbours chosen randomly. TASEP is a special case of this model for $q = 1$ which exhibit boundary driven phase transitions. In this case the steady state current I_q is different in different phases and depend both on α and β . Surprisingly, for $q \geq 2$, we find that there is only one phase and current I_q is independent of β . Further, I_q increases monotonically with α and reaches a maximum value twice as large as that of TASEP even for small coordination numbers (say, $q = 2$). Again, the density profiles do not show any boundary layers or finite size corrections. It is like a free flow of particles from one end to the other; only the last level is effected by the exit rate. The model could find application in nutrient transport in blood-circulation systems, air circulation in lung or in antibody transport in immune systems or water transport in trees. Possibly, branching is essential in all these systems (say trees) as the flow (of water at different levels) need to be maintained independent of the exit rates (weather conditions) at the last level(leaves).

References

- [1] Liggett T M, 1999 *Stochastic Interacting Systems: Contact, Voter and Exclusion Processes*, Springer, Berlin (1999)
- [2] Schutz G M, *Exactly solvable models for many-body systems far from equilibrium*, Phase Transitions and Critical Phenomena (Ed. by C. Domb and J. L. Lebowitz), 2001 vol. **19**, 1
- [3] Lopez E, Buldyrev S V, Havlin S, and Stanley H E, Phys. Rev. Lett. **94** 248701
Caliskan S, Novotny M A, and Cerda J I, 2007 Jnl of Apl. Phys. **102** 013707
Zara R A, and Michel N F, 2007 Braz. Jnl. of Phys., **37** 1279
Tadic B, Rodgers G J, 2002 Adv. Comp. Sys. **5** 445
Otwinski J and Boettcher S, 2009 J. Stat. Mech. P07010
- [4] Banavar J R, Maritan A and Rinaldo A, 1999 Nature **399** 130
Painter P R, 2005 Theo. Bio. and Med. Mod., **2** 45
- [5] Anderson R W, Neumann A U, and Perelson A S, 1993 Bul. Math. Bio., **55** 1091
- [6] Barabasi A, Buldyrev S V, Stanley H E, and Suki B, 1996 Phys. Rev. Lett **76** 2192
Sujee M K *et. al.*, 1997 Phys. Rev. **E 56** 3385
- [7] Stinchcombe R, 2005 Physica A 346 1
- [8] MacDonald C T, and Gibbs J H, 1968 Biopolymers **6** 1
- [9] Derrida B, Evans M R, Hakim V and Pasquier V, 1993 J. Phys. A: Math. Gen. **26** 1493
- [10] Blythe R A, Evans M R, 2007 J. Phys. A: Math. Theor. **40** R333
- [11] In TASEP, the largest current $J = \frac{1}{4}$ flows only in the maximal current phase ($\alpha > \frac{1}{2}$ and $\beta > \frac{1}{2}$).