

The Star Catalogue of Hevelius

Machine-readable version and comparison with the modern Hipparcos Catalogue

Frank Verbunt¹ and Robert H. van Gent^{2,3}

¹ Astronomical Institute, Utrecht University, PO Box 80 000, 3508 TA Utrecht, The Netherlands; e-mail: f.w.m.verbunt@uu.nl

² URU-Explokart, Faculty of Geosciences, Utrecht University, PO Box 80 115, 3508 TC Utrecht, The Netherlands

³ Institute for the History and Foundations of Science, PO Box 80 000, 3508 TA Utrecht, The Netherlands

Received November 5, 2018/ Accepted

ABSTRACT

The catalogue by Johannes Hevelius with the positions and magnitudes of 1564 entries was published by his wife Elisabeth Koopman in 1690. We provide a machine-readable version of the catalogue, and briefly discuss its accuracy on the basis of comparison with data from the modern Hipparcos Catalogue*. We compare our results with an earlier analysis by Rybka (1984), finding good overall agreement. The magnitudes given by Hevelius correlate well with modern values. The accuracy of his position measurements is similar to that of Brahe, with $\sigma = 2'$ for longitudes and latitudes, but with more errors $> 5'$ than expected for a Gaussian distribution. The position accuracy decreases slowly with magnitude. The fraction of stars with position errors larger than a degree is 1.5%, rather smaller than the fraction of 5% in the star catalogue of Brahe.

Key words. History of Astronomy: Hevelius, Kepler; Star Catalogues

1. Introduction

Even though a major improvement on earlier work, the star catalogue produced by Tycho Brahe (1598, 1602), and re-edited by Kepler (1627), contains occasional large errors. Johannes Hevelius decided to produce a better and larger catalogue, which was printed after his death by his wife and collaborator Elisabeth Koopman (Hevelius 1690). The title page has 1687, the year in which the catalogue was printed, but publication followed only in 1690. The extent of the contribution by Koopman to measuring the stars and producing the catalogue is not known; her presence on several images of instruments used by Hevelius suggests that it was significant. A brief but informative and well-illustrated description of the life of Hevelius and of his star catalogue is given by Volkoff et al. (1971) in a book celebrating the acquisition by the Brigham Young University of Hevelius' manuscript for the catalogue.

In 1679 Halley visited Hevelius and his observatory, and verified that measurements with the instruments of Hevelius, fitted with naked-eye sights, were more accurate than measurements with contemporary instruments with telescopic sights (Volkoff et al. 1971, p.41-45). Hevelius' star catalogue was studied among others by Baily (1843), and a modern comprehensive analysis was made by Rybka (1984), who confirmed that the measurements by Hevelius were superior to those by his contemporaries.

Our study of the star catalogue by Brahe (Verbunt & Van Gent 2010, hereafter Paper I), showed the superiority of the modern *Hipparcos Catalogue* (ESA 1997) in the analysis of old star positions, due to its better completeness, accuracy and homogeneity as compared to earlier catalogues. In this paper

we present a machine-readable version of the star catalogue of Hevelius, as printed in Hevelius (1690). In addition to the numbers given by Hevelius this version provides a cross-correlation with the catalogue of Brahe; identifications with stars from the *Hipparcos Catalogue* (ESA 1997) and on the basis of these the accuracy of the positions and magnitudes tabulated by Hevelius; and a comparison of our identifications with those of Rybka (1984).

In the following we refer to (our machine-readable version of) the catalogue of Hevelius (1690) as *Hevelius*, to Kepler's 1627 edition of Brahe's catalogue as *Kepler*, and to our emended version of this edition as *KeplerE*. As we will see, Hevelius also refers to the *Secunda Classis*, the star list that immediately follows Brahe's catalogue in Kepler (1627), and gives positions and magnitudes of those stars from the catalogue of Hipparchos/Ptolemaios that Brahe omitted from his own catalogue. Individual entries in *Hevelius* are numbered according to the order in which they appear, i.e. H 350 is the 350th entry. A K-number refers to an entry in *KeplerE* ($K \leq 1004$) or in *Secunda Classis* ($K \geq 1005$). The sequence number within a constellation is indicated by a number following the abbreviated name of the constellation: Vul 3 is the third entry in the constellation Vulpecula in *Hevelius*.

2. Description of the Catalogue

The catalogue by Hevelius is organized by constellation, and the constellations are ordered alphabetically. There are 56 constellations in the catalogue, of which 11 are new with respect to the star catalogue of Brahe (Table 1). Cerberus, Lacerta sive Stellio, Scutum Sobiescianum, Sextans Uraniae and Triangulum Minus are new constellations introduced by Hevelius. Camelopardalis and Monoceros are constellations in-

* The full Table *Hevelius* (Table 4) is available in electronic form only at the CDS via anonymous ftp to cdsarc.u-strasbg.fr (130.79.128.5) or via <http://cdsweb.u-strasbg.fr/cgi-bin/qcat?J/A+A/>

Table 1. Constellations in the star catalogue of Hevelius.

C	N	N_{OR}	N_K	N_{SC}	N_e	H	C	N	N_{OR}	N_K	N_{SC}	N_e	H				
1	And	47	23	0	0	0	1	Andromeda	31	Leo	50	40	0	0	1	852	Leo
2	Atn	19	7	0	0	0	48	Antinous	32	LMi	18	0	7	0	0	902	Leo Minor
3	Aqr	48	41	0	0	1	67	Aquarius	33	Lep	16	13	0	0	0	920	Lepus
4	Aql	23	12	0	0	0	115	Aquila	34	Lib	21	15	0	0	1	936	Libra
5	Ari	27	21	0	0	0	138	Aries	35	Lyn	19	0	4	0	0	957	Lynx sive Tigris
6	Aur	40	27	2	0	0	165	Auriga	36	Lyr	17	11	2	0	0	976	Lyra
7	Boo	52	26	0	0	0	205	Bootes	37	Mon	19	12	0	0	0	993	Monoceros
8	Cnc	29	17	1	0	0	257	Cancer	38	Arg	5	4	0	0	1	1012	Navis
9	CMa	22	13	0	4	1	286	Canis Maior	39	Ori	62	52	0	0	0	1017	Orion
10	CMi	13	3	0	0	0	308	Canis Minor	40	Peg	38	23	0	0	0	1079	Pegasus
11	CVn	23	0	2	0	0	321	Canes Venatici	41	Per	48	28	0	0	0	1117	Perseus
12	Cam	32	0	14	0	0	344	Camelopardalis	42	Psc	39	37	0	0	0	1165	Pisces
13	Cap	30	28	0	0	1	376	Capricornus	43	Sge	5	5	0	0	0	1204	Sagitta
14	Cas	38	27	2	0	1	406	Cassiopeia	44	Sgr	26	14	0	8	4	1209	Sagittarius
15	Cep	51	11	4	0	0	444	Cepheus	45	Sco	20	13	0	0	0	1235	Scorpius
16	Cer	4	0	0	0	0	495	Cerberus	46	Sct	7	0	0	0	0	1255	Scutum Sobiesc.
17	Cet	46	22	1	0	1	499	Cetus	47	Oph	44	23	1	4	4	1262	Serpentarius
18	Com	21	14	0	0	0	545	Coma Berenices	48	Ser	22	18	0	0	0	1306	Serpens
19	CrB	8	8	0	0	0	566	Corona Borealis	49	Sex	12	0	1	0	0	1328	Sextans Uraniae
20	Crv	8	7	0	0	0	574	Corvus	50	Tau	51	43	0	0	0	1340	Taurus
21	Crt	10	8	0	0	0	582	Crater	51	Tri	9	4	0	0	0	1391	Triangulum
22	Cyg	47	20	0	0	0	592	Cygnus	52	TrM	3	0	0	0	0	1400	Triangulum Minus
23	Del	14	10	0	0	0	639	Delphinus	53	Vir	50	39	0	0	0	1403	Virgo
24	Dra	40	32	2	0	0	653	Draco	54	UMa	73	34	1	0	0	1453	Ursa Maior
25	Equ	6	4	0	0	0	693	Equuleus	55	UMi	12	9	0	0	0	1526	Ursa Minor
26	Eri	29	17	0	11	2	699	Eridanus	56	Vul	27	0	3	0	0	1538	Vulpecula
27	Gem	38	29	0	0	0	728	Gemini									
28	Her	45	28	0	0	0	766	Hercules									
29	Hya	31	23	0	1	0	811	Hydra									
30	Lac	10	0	0	0	0	842	Lacerta	all		1564	915	47	28	18		

Notes. For each constellation the table gives its abbreviation, the number of stars in it, and the numbers among these of stars indicated to be in *KeplerE* N_{OR} , in *KeplerE* without indication N_K and in *Secunda Classis* N_{SC} , the number of empty entries N_e , and the H sequence number of the first star in each constellation. New constallations by Hevelius – partially based on Plancius – are indicated with bold face.

roduced by the Dutch astronomer and cartographer Plancius for a globe by Van den Keere in 1612. Hevelius divided other constellations from Plancius, Jordanis Fluvius (River Jordan) and Tigris Fluv. / Euphrates Fluv. (Rivers Tigris and Euphrates) into Canes Venatici, Leo Minor, Lynx (sive Tigris), and Vulpecula cum Anser (see Van der Krogt 1993, p.190-196).

The catalogue of Hevelius contains 1564 entries, including 18 empty ones for which Hevelius gives no own measurements, but only positions from other catalogues. 13 entries are repeat entries, (almost) identical to entries elsewhere in the catalogue (Table 2). Thus Hevelius gives his magnitudes and positions for 1533 independent entries.

For each entry a brief description is followed first by the sequence number of this entry in the corresponding constellation in Brahe’s catalogue (*Ordo Tychonis*), by the magnitude given to this star by Brahe (*Magnitudo Tychonis*), and by the magnitude as determined by Hevelius (*Magnitudo Hevelii*). The magnitudes are given in integers, but are sometimes qualified by an second number 1 higher or lower than the first number (e.g. 6.7.), by the word *ferè* (approximately), or otherwise (Table 3).

The magnitude as measured by Hevelius is followed by the position of the entry in ecliptic coordinates, given in degrees D , minutes M , seconds S and sign (*Gr.*, *Min.*, *Sec.*, *Sig.*). All numbers are integers. For the longitude, the sign is the zodiacal sign, indicated with its symbol in Hevelius’ catalogue, replaced by us with an integer number Z from 1 to 12 as shown in Table 2 of Paper I (from Aries = 1 to Pisces = 12). For the latitude the sign is an A or B indicating Australis (south) or Borealis (north). The

longitude and latitude in decimal degrees follow as

$$\lambda = (Z - 1) * 30 + G + \frac{M}{60} + \frac{S}{3600}$$

and

$$\beta = \pm \left(G + \frac{M}{60} + \frac{S}{3600} \right) \quad + / - \quad \text{for B/A}$$

The equinox of the coordinates is given as Annum Christi Completum MDCLX, i.e. 1661.0.

These data are followed for each entry by the positions, where available, in ecliptic coordinates as given by Tycho, Wilhelm Landgrave of Hesse, Riccioli, Ulugh Beg, and Ptolemaios. The final information for each entry is the equatorial position as determined by Hevelius.

Of all this information our machine-readable version of Hevelius’ catalogue only retains the sequence number in Brahe, and the magnitude and ecliptic position according to Hevelius.

Hevelius gives *Ordo Tychonis* numbers for 939 entries: 911 of these indeed are entries in *KeplerE*, usually but not always in the same constellation as in Hevelius; the 28 others are in the *Secunda Classis* of Kepler (1627). Magnitudes of stars first catalogued by Hevelius are labelled IH (i.e. Johannes Hevelius). In most cases entries which do not have a Brahe sequence number have magnitudes labelled IH, but exceptions occur when the star is in another earlier catalogue, in particular the *Secunda Classis* of Kepler (1627) or in Riccioli (1651). Occasionally a star with

Table 2. Repeated entries in Hevelius.

H	H	HIP	$d_{1,2}(')$	ΔM	Figure: location
16	1202	4463	1.0	0	C.1: -4.4,-16.7
321	1460	63125	0.0	0	C.13: -4.1,-2.0
322	1488	61317	0.0	0	C.13: -9.2,-1.0
349	689	59504	0.2	0	C.14: 11.4,17.3
692	1536	73199	9.1	1	C.55: 10.4,3.4
887	919	52457	0.4	1	C.32: -1.6,6.7
889	916	53417	0.0	0	C.32: 0.3,9.2
890	918	54951	0.0	0	C.32: 5.0,9.5
1091	1557	106140	0.0	0	C.40: -14.5,11.4
1145	1151	17313	15.7	1	C.41: 0.7,-11.0
1150	1164	17886	0.0	0	C.41: 1.9,-12.1
1154	1163	14382	0.0	0	C.41: 0.9,12.5
1299	1326	80179	0.3	1	C.46: -12.7,5.7

a magnitude not labelled IH, thus presumably considered a previously catalogued star by Hevelius, nonetheless is without position in any of the catalogues tabulated by Hevelius. Details are given in Sect. A.1.

3. Identification procedure

The procedure that we follow for the identification of each star from the catalogue of Hevelius is *mutatis mutandis* identical to the procedure that we followed for the catalogue of Brahe, and we refer to Paper I for details. Briefly, we select all stars from the *Hipparcos Catalogue* with a Johnson visual magnitude brighter than 6.0, we correct their equatorial positions for proper motion between the Hipparcos epoch 1991.25 and 1661.0, then precess the resulting equatorial coordinates from the Hipparcos equinox 2000.0 to 1661.0, and finally convert the coordinates from equatorial to ecliptic, using the obliquity appropriate for 1661.

For each entry in the Hevelius catalogue we find the nearest – in terms of angular separation – counterpart in the Hipparcos Catalogue. In general, this counterpart is selected by us as a secure identification, and given an identification flag 1. If a much brighter star is at a marginally larger angular distance, we select that star as the secure counterpart, and give it flag 2. Especially for larger angular distances we may decide that the identification is uncertain (flag 3); and occasionally several Hipparcos stars appear to be comparably plausible as counterparts for the same entry (flag 4). An entry for which we do not find a plausible identification is flagged 5; and an entry which is identified with an Hipparcos star that already is the identification of another entry – i.e. a repeat entry – is flagged 6.

It is indicative of the high accuracy of the Hevelius catalogue that the number of problematic identifications (flags 3-5) is much smaller than in our analysis of Brahe’s catalogue, notwithstanding the rather larger number of entries. In 5 cases we accept an identification with Hipparcos magnitude $V=6.1$, and in one case each with $V=6.3$ and $V=6.5$.

In thirteen cases two entries are identified with the same Hipparcos star. These are listed in Table 2. In seven pairs both stars have exactly identical coordinates, in four their coordinates differ by $\leq 1'$. In some cases there are nearby unidentified stars, and it would be tempting to assign one of the pair to such a star, if it weren’t for the too large offset required.

3.1. Identifications by Rybka

To compare the identifications from Rybka (1984) with those by us, we convert his identifications to an Hipparcos number.

Table 3. Magnitude qualifiers used by Hevelius.

$.n+1$ or $.n+1.$	+	22	3.0.6	V	H 593
$.n-1$ or $.n-1.$	-	8	n imo major	M	H 965
ferē	f	9	non nisi tub. vis.	T	H 956
imo $n+1$	I	H 88	non nisi tubo visibilis	T	H 1250
imo $n-1$	i	H 530			

Notes. For each qualifier for magnitude n we give our indication in the machine-readable *Hevelius* and the number of occurrences. If it occurs only once, the H number is given.

In most cases Rybka gives a Bayer or Flamsteed identification (e.g. α And, 7 And), or an identification from the FK4 catalogue or from the SAO catalogue. We convert these to HR numbers through the *Bright Stars Catalogue* (Hoffleit & Warren 1991) and from HR via HD number to Hipparcos numbers. If this fails, we use the *SIMBAD* database. For H 319 (=CMi 12), Rybka gives 12 CMi as Flamsteed counterpart. We do not find a star from the *Hipparcos catalogue* with $V<6.5$ within $45'$ from 12 CMi, however; our identification for H 319, HIP 39311, corresponds to the 13th star in Navis in Flamsteed’s catalogue.

In some cases Rybka (1984) only provides an identification from Flamsteed’s (1725) edition of Hevelius’ catalogue: these look like Flamsteed numbers but have an H attached: e.g. 32H Cam. The stars in Flamsteed’s edition are in a different order than in *Hevelius*, but otherwise have identical numbers (i.e. magnitudes and both equatorial and ecliptic position for 1661.0). Thus 32H Cam is a self-reference, and does not provide an identification. In some cases we have found Hipparcos identifications for Flamsteed’s Hevelius numbers via *SIMBAD*, but in 6 cases we have not, and we classify these as unidentified in Rybka (1984).

In 32 cases our identification suggests an emendation to Rybka’s identification. These are discussed in Sect. A.2. In 21 cases this emendation leads to a different corresponding Hipparcos number, in 11 cases the correspondence is not affected.

4. The machine-readable catalogue

The machine-readable table *Hevelius* contains the following information (see Table 4). The first column gives the sequence number H. The second column the sequence number K of the corresponding star in *KeplerE* ($K \leq 1004$) or in *Secunda Classis* ($1005 \leq K < 2000$): these numbers are used only when Hevelius gives a Brahe sequence number (OT) or an ecliptic position from Kepler, that provides an unambiguous correspondence. We give the first star in *Secunda Classis* the number K 1005, and continue the numbering for the following stars in order of appearance (see Verbunt & Van Gent 2010, Paper III, in preparation; also for the exception in Sagittarius). In some cases an entry in *Hevelius* is identified with the same *Hipparcos* number as an entry in *KeplerE*, even though Hevelius does not indicate a Brahe sequence number or position. We consider the correspondence in these cases probable but not secure, and indicate them with 2000+K in column two. For example, H 201 is identified with HIP 23522 as is K 11 in *KeplerE*; the second column in the machine-readable table *Hevelius* gives 2011.

The third and fourth columns indicate the constellation: indicated with its sequence number in the catalogue and with the modern abbreviation, as listed in Table 1. For some constellations no longer in use (Antinous, (Argo) Navis, and Triangulum Minus) we introduce an abbreviation. Column 5 gives the sequence number of the entry within the constellation in *Hevelius*.

Table 4. First lines of the machine-readable table *Hevelius*.

H	K	C		OT	V_H	Z	G	M	S	G	M	S		HIP	I	B	R	V	$\Delta\lambda$	$\Delta\beta$	$\Delta(\prime)$	
1	442	1	=And	1	1	2	09	36	36	25	43	12	B	677	1	1	1	2.1	-1.1	-2.1	2.3	
2	454	1	=And	2	13	2	1	25	43	00	25	56	54	B	5447	1	1	1	2.1	-2.2	-0.8	2.2
3	457	1	=And	3	16	2	2	09	30	57	27	47	13	B	9640	1	1	1	2.1	-0.5	-0.5	0.7
...																						
23	458	1	=And	23	17	4	2	09	54	07	36	48	27	B	8068	1	1	1	4.0	-1.2	0.7	1.2
24	0	1	=And	24	0	6	1	06	55	45	17	01	22	B	1168	1	0	1	4.8	-3.5	0.9	3.4
25	0	1	=And	25	0	6	1	05	21	30	23	06	26	B	118131	1	0	1	4.6	0.6	2.6	2.7
29	0	1	=And	29	0	6	1	11	02	15	48	37	00	B	114570	1	0	1	4.5	-0.8	-3.2	3.2
30	0	1	=And	30	0	6	1	11	54	10	47	19	00	B	115152	1	0	3	5.4	-10.0	-3.2	7.5
31	0	1	=And	31	0	6	1	14	54	53	17	55	57	B	3269	3	0	1	6.1	-9.5	32.5	33.7
32	0	1	=And	32	0	9	1	23	10	10	33	23	04	B	0	1	0	1	3.4	-1.6	-3.5	3.8
44	0	1	=And	44	0	6+	2	12	48	01	25	31	33	B	11090	1	0	1	5.8	-0.4	4.4	4.4

Notes. For explanation of the columns see Sect. 4.

Table 5. Frequency of flags B of identifications of corresponding entries in *KeplerE* as a function of our flags I.

I\B	0	1	2	3	all
1	2	873	2	15	892
2	0	5	0	0	5
3	0	0	0	0	0
4	0	3	1	1	5
5	2	0	0	0	2
6	0	1	0	0	1
all	4	882	3	16	905

Columns 6–16 copy information from the original catalogue. Column 6 gives the *Ordo Tychonis* OT (see Sect. 2 and Sect. A.1 for details). Column 7 gives the magnitude: when the entry is indicated as *non nisi tubo visibilis* (not visible unless with a tube [i.e. telescope]) by Hevelius, we give it magnitude 8; when indicated nebulous by Hevelius, we give it magnitude 9. Column 8 give magnitude qualifiers, as detailed in Table 3. Columns 9–12 give the ecliptic longitude, (Z , G , M and S) and columns 13–16 the ecliptic latitude (G , M , S and A/B). For this notation, see Sect. 2.

Columns 17–24 provide additional information from our analysis. Column 17 gives the Hipparcos number of our identification, and column 18 a flag indicating the quality of the identification, as explained in Sect. 3 (see also Table 5 in Paper I).

Column 19 flags the identification of the corresponding entry in *KeplerE*: a 0 if that entry is not identified, a 1 if its identification is the same as the one here in column 17, a 2 if its identification is to the other of a pair of possible identifications, and a 3 for a different identification. Column 20 flags the identifications by Rybka (1984), with the same notation. Column 21 gives the visual (Johnson) magnitude of the *Hipparcos* object given in column 17. Columns 22, 23 give the difference in longitude and latitude between the correct position (based on information from the *Hipparcos Catalogue*) and the catalogue entry. Note that the tabulation in Hevelius gives minutes and seconds, which we convert to decimal minutes M_H to compute columns 22 and 23. If the catalogue entry for minutes as computed from the position and proper motion in *Hipparcos Catalogue* is M_{HIP} , and M_H is the value from the Hevelius Catalogue, then columns 22 and 23 give $M_{HIP} - M_H$. Column 24 gives the difference between correct and tabulated position in \prime .

Table 6. Frequency of flags R of identifications by Rybka as a function of our flags I.

I\R	in KeplerE					full catalogue				
	0	1	2	3	all	0	1	2	3	all
1	5	880	3	4	892	20	1426	4	29	1479
2	0	5	0	0	5	0	10	0	1	11
3	0	0	0	0	0	2	9	0	4	15
4	0	2	1	2	5	1	5	2	4	12
5	0	0	0	2	2	7	0	0	9	16
6	0	1	0	0	1	1	11	0	1	13
all	5	888	4	8	905	31	1461	6	48	1546

Notes. Left: for stars in *KeplerE*, right: for all entries in *Hevelius*.

5. Analysis and discussion

5.1. Comparison with Brahe

915 entries in *Hevelius* can be matched unambiguously with an entry in *KeplerE*: 911 (including the repeat entry H 793) through their *Ordo Tychonis*, and 4 without OT through the position according to Tycho as given by Hevelius. 10 of these 914 independent entries have no position by Hevelius, among them SN 1572. Table 5 compares our identifications of the entries common to *Hevelius* and *KeplerE*: in most cases we found the same identification for both catalogues. The 16 exceptions arise because Hevelius gives a position very different from the position in *KeplerE*: striking examples are H 14/K 463, H 1005/K 961 and H 1099/K 441, as detailed in Sect. B.

90 entries in *KeplerE*, among which 12 which we were unable to identify with an Hipparcos star, have no explicit counterpart in *Hevelius*. The 12 unidentified stars probably have a wrong position in *KeplerE*, which would explain why Hevelius found no star at that position. For the others we checked whether their Hipparcos identifications occur also in *Hevelius*. This is the case for 57. It appears likely that Hevelius and Brahe observed the same star in these cases, but we cannot exclude an occasional chance coincidence. Many of the remaining 21 entries in *KeplerE* that are not matched with an entry in *Hevelius* have a very large position error Δ in *KeplerE*. The unmatched entries also include 4 stars in Argo and all 4 stars in Centaurus.

Some remarkable features of entries in *KeplerE* are present in *Hevelius* as well. We mention in particular the three stars in Capricornus which are denoted ‘nebulous’ both in Hevelius and Brahe, and H 1188/K 801 which both in *Kepler* and *Hevelius* are given a B for northern latitude, whereas the correct latitude is S for southern (see Fig. C.44 in Paper I).

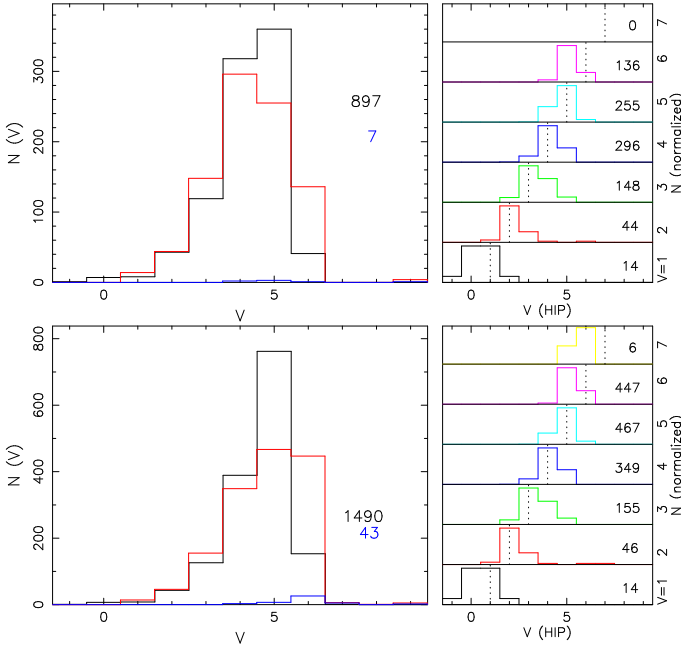


Fig. 1. Distribution of the magnitudes for all stars in *Hevelius* (below), and for only those stars that have a counterpart in *KeplerE* (above). In the large frames the histograms indicate the magnitudes according to Hevelius for stars which we have securely identified (red; flags 1-2) or not securely identified (blue, flags 3-5), and the magnitudes from the *Hipparcos* catalogue for securely identified stars (black). The numbers of securely and not-securely identified stars are indicated. The small frames give the *Hipparcos* magnitude distributions for securely identified stars for each magnitude according to Hevelius separately. The number of securely identified stars at each (Hevelius) magnitude is indicated.

5.2. Comparison with Rybka (1984)

In Table 6 we compare the identifications as found by us with those given by Rybka (1984), separately for the stars in *KeplerE* and for all stars in *Hevelius*. In most cases the identifications are identical, but there are differences. We have identified 24 stars (among which 1 repeated entry) that Rybka could not identify. In 6 cases where two stars are plausible counterparts we choose the stars that Rybka did not choose. In 48 cases (among which 1 repeated entry) we do not agree with the identification in Rybka (1984); this includes 9 stars which we cannot identify. This number does *not* include the 21 cases where our emendation to Rybka leads to a different *Hipparcos* identification (see Sect. A.2). In some cases the identification given by Rybka (1984) has such a large positional offset, or is so faint, that we consider our rejection secure; in other cases we choose another closer and/or brighter star as a more plausible counterpart. Details may be found in Sect. B.

5.3. Accuracy

Table 6 shows that there are 16 stars, i.e. one percent of the total, in *Hevelius* that we are not able to identify. We do not count in these the empty entries. As in the case of the Brahe catalogue, we would have to accept fainter counterparts or larger position errors to identify these; in both cases the probability of chance coincidences would increase. Other entries in *Hevelius* which do not have an identification in the *Hipparcos Catalogue* are H 32

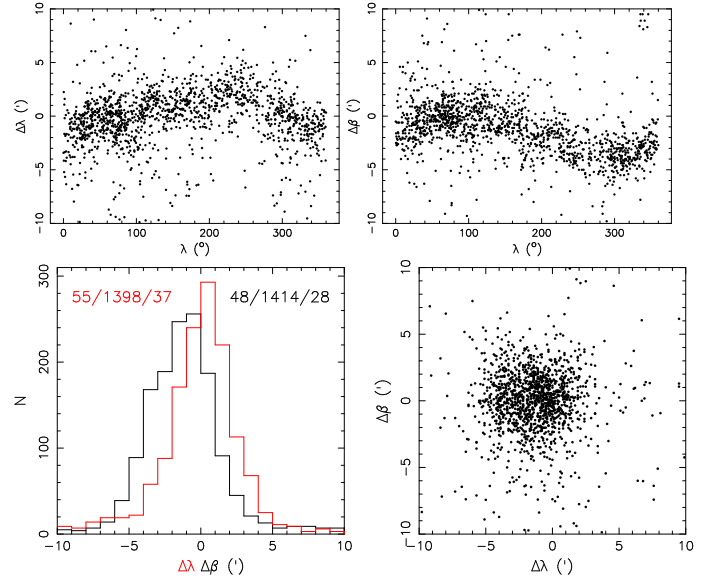


Fig. 2. Above: Correlations of the differences in longitude $\Delta\lambda \equiv (\lambda_{\text{HIP}} - \lambda) \cos\beta$ and latitude $\Delta\beta \equiv \beta_{\text{HIP}} - \beta$ of the entries in *Hevelius* and their secure *Hipparcos* counterparts (converted to 1661) with longitude. Below left: Distributions of $\Delta\lambda$ and $\Delta\beta$. The numbers of sources with $\Delta\lambda, \Delta\beta < -10'$, of sources included in the histogram ($-10' < \Delta\lambda, \Delta\beta < 10'$), and of sources with $\Delta\lambda, \Delta\beta > 10'$ are indicated. Below right: correlation between $\Delta\lambda$ and $\Delta\beta$.

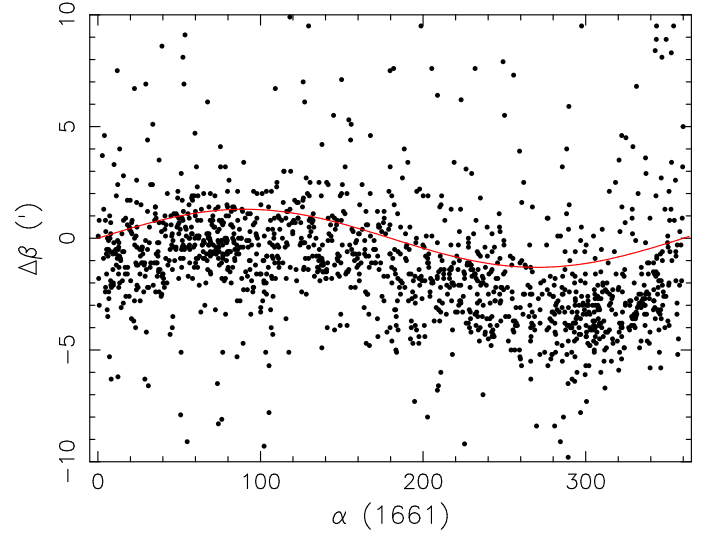


Fig. 3. Distribution of the errors in latitude in *Hevelius* as a function of right ascension, together with the r.h.s. of Eq. 1.

(= M 31), H 259 (= Praesepe) and H 1540 (= Nova Vul 1670; see Sect. B).

Figure 1 illustrates that the magnitudes assigned by Hevelius correlate well with those of their counterparts in the *Hipparcos Catalogue*. Only the highest magnitudes assigned by Hevelius, 6 and 7, tend to be too high.

In Figure 2 we show the error distributions separately for the longitudes and latitudes, as well as their correlation. The correlation distribution is roughly spherical, i.e. the errors in longitude and latitude are mostly independent. Gaussians that fit the central regions ($-5', +5'$) of the distributions of $\Delta\lambda$ and $\Delta\beta$ both have widths $\sigma \approx 2'$; both predict fewer points at errors larger than $5'$

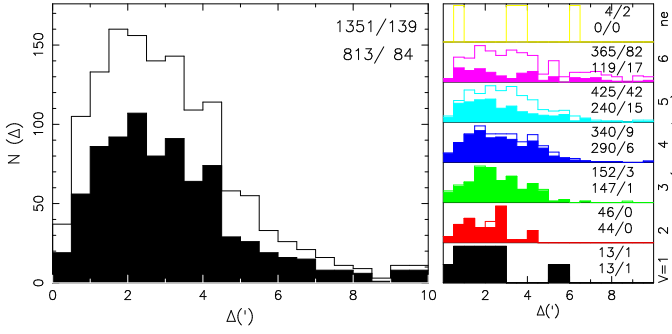


Fig. 4. Distribution of the position errors Δ for all stars in *Hevelius* (open histogram) and for only those stars that have a counterpart in *KeplerE* (solid histograms) for all securely identified stars (left) and for the securely identified stars at each Hevelius magnitude separately (right). The numbers indicate the number of stars included in the plot (i.e. with $\Delta < 10'$) and those excluded ($\Delta \geq 10'$)

than observed. The numbers of errors with absolute values larger than $10'$ correspond to less than 10% of the number of identified entries, a similar percentage as in *KeplerE*. The widths of the peak of the error distributions (near $2'$) and the fraction of larger errors are thus similar in *Hevelius* to those in *KeplerE*, which is an impressive achievement since the number of stars has increased by more than 50% mostly at the fainter magnitudes 5 and 6.

Figure 2 further shows that the errors in longitude $\Delta\lambda$ increase with the distance to the zero point Υ ; and that the errors in latitude $\Delta\beta$ have a roughly sinusoidal dependence on longitude. The latter dependence may be explained by an error in the value of the obliquity. Hevelius measured the obliquity in several years, and found values around $\epsilon_H = 23^\circ.506$ (Rybka 1984, p.37); according to modern theory the obliquity in 1661 was $\epsilon = 23^\circ.483$. For small declinations δ , the resulting error in latitude $\Delta\beta \equiv \beta - \beta_H$ due to the error $\Delta\epsilon \equiv \epsilon - \epsilon_H$ after converting equatorial to ecliptic coordinates may be written

$$\cos\beta\Delta\beta \simeq -\sin\alpha \cos\epsilon\Delta\epsilon \simeq 1.3 \sin\alpha \quad (1)$$

The observed relation between $\Delta\beta$ and α is shown in Fig. 3 together with the curve $1.3\sin\alpha$ which roughly matches the phase and amplitude of the α -dependence of $\Delta\beta$.

The average offset of longitude is virtually zero; the latitudes have an average offset of -1.4 . This average offset may be due to an underestimate by Hevelius of refraction. The distribution of the total position errors Δ in *Hevelius* is shown in Fig. 4. This distribution peaks roughly at the value of the width $2'$ of the separate distributions in $\Delta\lambda$, $\Delta\beta$, as expected (see explanation in Paper I). The number of stars with large position errors is markedly smaller in *Hevelius* than in *KeplerE*. In particular, the number of stars with position errors larger than a degree is 21 (on a total of 1517 identified entries) in *Hevelius* as compared to 47 (on a total of 977 identified entries) in *KeplerE*. Similarly, the number of unidentified stars is 16 (of 1533 independent entries) in *Hevelius* and 14 (of 992 independent entries) in *KeplerE*. It may be concluded that the overall accuracy of the star catalogue of Hevelius is better than that of the star catalogue of Brahe/Kepler.

In Fig. 5 we show the cumulative error distributions for each Hevelius magnitude separately, taking magnitudes 1 and 2 together, and limiting the distributions to $\Delta < 10'$. It is seen that the median error increases slowly but systematically with magnitude.

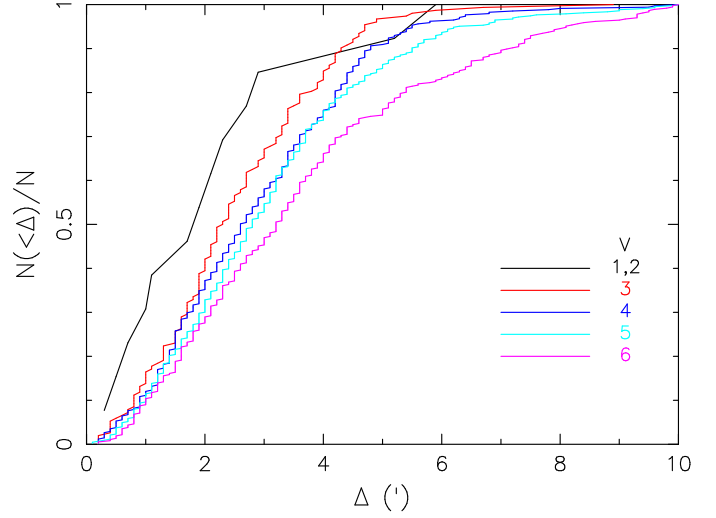


Fig. 5. Cumulative distribution of the position errors Δ in *Hevelius* as a function of Hevelius magnitude, showing a systematic increase in median error with magnitude.

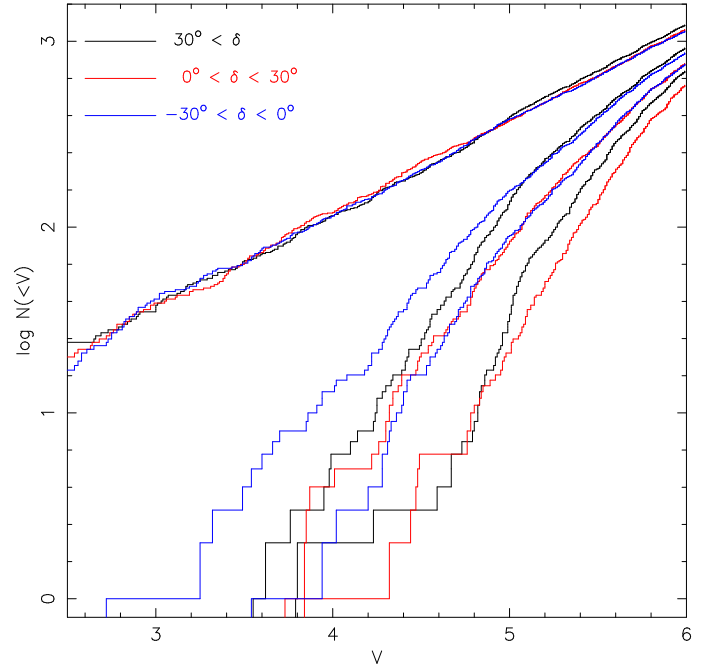


Fig. 6. Completeness of *Hevelius* and *KeplerE* as a function of magnitude and declination, as illustrated by cumulative magnitude distributions. For each range of declination (equinox 1631) the top curve shows the magnitudes for all stars in the *Hipparcos Catalogue*, the middle curve the *Hipparcos* stars not in *KeplerE*, and the lower curve the *Hipparcos* stars not in *Hevelius*.

5.4. New and old stars: completeness

In Fig. 6 we investigate the completeness of *Hevelius* and *KeplerE* as function of magnitude, for three declination ranges. For this purpose we select from *Hevelius* and *KeplerE* only those entries which we have identified, and which are not repeat entries, i.e. entries with $I=1-4$. For selecting the *Hipparcos* stars in the latitude ranges we convert their positions to an equinox halfway between Brahe and Hevelius, viz. 1631.0. At magnitudes $V < 4$ there are 348 stars from the *Hipparcos Catalogue* with $\delta > -30^\circ$, of which 5 are absent from *Hevelius* and 23 from

KeplerE (of which 13 with $\delta < 0^\circ$). At magnitudes $V < 5$ there are 1138 Hipparcos stars with $\delta > -30^\circ$, of which *Hevelius* misses 141 stars (89 with $\delta < 0^\circ$) and *KeplerE* 389 (156 with $\delta < 0^\circ$). Finally, about 3500 Hipparcos stars with $V < 6$ have $\delta > -30^\circ$, and of these some 2000 are absent from *Hevelius* and 2500 from *KeplerE*, which is just another way of saying that *Hevelius* and *KeplerE* contain about 1500 and 1000 stars visible to the naked eye, respectively. It may be noted here that the latitude of Gdansk is about 1.5° further south than that of Hven. Nonetheless, as shown in Fig. 6 *KeplerE* is more incomplete already at brighter magnitudes, also in the northern parts of the sky.

How many new stars did Hevelius observe? In the manuscript of the catalogue, a note dated 1681 March 31 states that 946 stars of Tycho and 617 new stars were observed (Volkoff et al. 1971, p.72). This gives a total of 1563, very close to the total of 1564 entries given in Table 1, but spuriously so since Hevelius gives no own measurements for 18 of the 1564 entries. Hevelius indicates, through an OT number or a position from Tycho, for 915 entries that they are from *Kepler* (Table 1). For 905 of these *Hevelius* gives his own measurements (see Sect. 5.1). To obtain the higher number of 946 stars from the note, we have two options. One is to add the 28 stars from the *Secunda Classis*. (These were also measured by Brahe, according to Kepler, albeit with less accuracy.) This option leaves us with too small a number. The other option is to add the 47 entries for which our identification corresponds to an identification in *KeplerE*. This would imply that Hevelius was aware that more stars from his catalogue corresponded to stars in *Kepler* than the 915 entries marked by him as such through OT or Tycho position.

If we subtract from the total number of 1564 entries in *Hevelius* all 962 that have a counterpart in *KeplerE* and further subtract the 28 entries that have a counterpart in *Secunda Classis*, we find a number of 574 entries first measured by Hevelius. 573 of these are stars, the other one is M 31.

Cerberus, Lacerta, Scutum, Sextans and Triangulum Minus, the truly new constellations by Hevelius, contain a total of 36 stars, of which only one possibly corresponds to a star in *KeplerE* (H 1328 / K959: the position error of K 959 is $2.5'$, so a chance coincidence is possible). Monoceros and Camelopardalis, two constellations retained by Hevelius from Plancius, contain twelve and up to fourteen stars from *KeplerE*, respectively (Table 1). The four constellations fashioned by Hevelius from two constellations by Plancius contain up to sixteen stars from *KeplerE*. We use the qualification ‘up to’ for the stars listed under N_K in Table 1 because some of the correspondences between *Hevelius* and *KeplerE* may be chance coincidences. The six constellations retained or refashioned from Plancius by Hevelius contain 138 stars, so even accepting all 42 correspondences as real, we still find that a large majority of stars in these constellations was first observed by Hevelius.

Acknowledgements. This research has made use of the SIMBAD database, operated at CDS, Strasbourg, France. We thank Dr. Jarosław Włodarczyk for providing us with a copy of Rybka (1984), and Oliwia Madej for help in reading parts of it. This research is supported by the Netherlands Organisation for Scientific Research under grant 614.000.425.

References

- Baily, F. 1843, Mem.R.A.S., 13
 Brahe, T. 1598, Stellarum octavi orbis inerrantium accurata restitutio (manuscript), edited by Dreyer 1916, pp.333-373; pp.412-417
 Brahe, T. 1602, Astronomiae Instauratae Progymnasmata edited by Dreyer 1915, pp.258-280; pp.451-452
 Dreyer, J.L.E. 1915, Tychonis Brahe Dani Scripta Astronomica, Vol.II (Gyldendal, Copenhagen)
 Dreyer, J.L.E. 1916, Tychonis Brahe Dani Opera Omnia, Vol.III (Gyldendal, Copenhagen)
 ESA 1997, The Hipparcos and Tycho Catalogues (SP-1200, ESA Publications Division, Noordwijk)
 Flamsteed, J. 1725, Historia Coelestis Britannicae, Volumen Tertium (Meere, London)
 Hevelius, J. 1690, Catalogus Stellarum Fixarum (Johann Stolle, Gdansk)
 Kepler, J. 1627, Tabulae Rudolphinae (Jonas Saur, Ulm)
 van der Krogt, P. 1993, Globi Neerlandici: the production of globes in the Low Countries (HES, Utrecht)
 Rawlins, D. 1993, DIO 3, 1-106
 Riccioli, G.B. 1651, Almagestum novum (Victorius Benatius, Bologna)
 Rybka, P. 1984, Katalog Gwiazdowy Heweliusza (Polska Akademia Nauk, Wrocław)
 Shara, M.M., Moffat, A.F.J., Webbink, R.F. 1985, Astroph.J. 294, 271-285
 Verbunt, F., van Gent, R.H. 2010, A&A accepted (Paper I)
 Volkoff, I., Franzgrote, E., Larsen, A.D. 1971 Johannes Hevelius and his catalog of stars (Brigham Young University Press, Provo, Utah)

Appendix A: Annotations and Emendations

A.1. Annotations to Hevelius

In 28 cases the *Ordo Tychonis* given in *Hevelius* is larger than the number of stars in the corresponding constellation in *KeplerE*, and the OT actually refers to a star in *Secunda Classis*. Stars in *Secunda Classis* are usually given OTs that follow by continuation of the numbering from the last star in the corresponding constellation in *KeplerE*. We identify entries from *Hevelius* with stars from *KeplerE* or *Secunda Classis* when the positions given by Hevelius as due to Tycho have a longitude higher by $51'$ (the correction applied by Hevelius for precession from 1601 to 1661) and the same latitude as in Brahe’s catalogue, accepting round-off errors of 0.5 in M (minute) for each coordinate. Such is the case for: H 296, H 298, H 299, H 302 (CMA); H 716 – H 726 (Eri); H 834 (Hya); H 1218 – H 1221, H 1229 – H 1232 (Sgr); H 1275 – H 1278 (Oph). For two stars in the Pleiades, see below.

In 21 cases the *Ordo Tychonis* given in *Hevelius* refers to a different constellation in *KeplerE*. These are H 258 (Cnc, OT refers to Hya); H 273 (Cnc, OT refers to CMi); H 993 – H 1002 (Mon, OTs refer to Hya); H 1202 (Psc, OT refers to And); H 1241 – H 1243 (Sco, OTs refer to Lib); H 1314, H 1317 – H 1320 (Ser, OTs refer to Oph).

In 9 cases a position from Tycho is given by Hevelius, but no OT number. In 4 cases the star is in *KeplerE*, viz. H 415 (Cas, SN 1572) = K 267; H 521 (Cet) = K 919 (Eri); H 1004, H 1005 (Mon) = K 958, K 961 (Arg; with an emendation, see Sect. B) and in 5 cases the star is in *Secunda Classis*: H 777 (Her, SC: Oph); H 1003 (Mon, SC:Hya); H 1213, H 1216 (Sgr, SC: Sgr); H 1289 (Oph, SC: Oph). In one case, H 1016 (in Arg), a Tycho position by Hevelius ($\lambda = \varrho 01 51, 49 00 A$) does not match a position either in *KeplerE*, or in *Secunda Classis*, although it is close to two stars in Argo in *Secunda Classis* (viz. K 1167 and K 1168).

In 5 cases a magnitude from Tycho is given by Hevelius, but no OT number or Kepler position: H 321, H 322 (in RS CVn, see Table 2; H 906, H 909, H 910 (in LMi)

In 15 cases Hevelius does not mark the magnitude IH, thereby indicating that the star has been previously catalogued, but does not give a Tycho magnitude or position. These are H 108 (Aqr), H 520 (Cet; position from Riccioli), H 611 and H 613 – H 617 (Cyg), H 835 (Hya), H 911, H 913, H 914, H 916, H 918, H 919 (in LMi), H 1467, H 1468 (UMa).

Hevelius lists six stars in the Pleiades (see Fig. A.1). These correspond to entries in *KeplerE* for those four stars for which

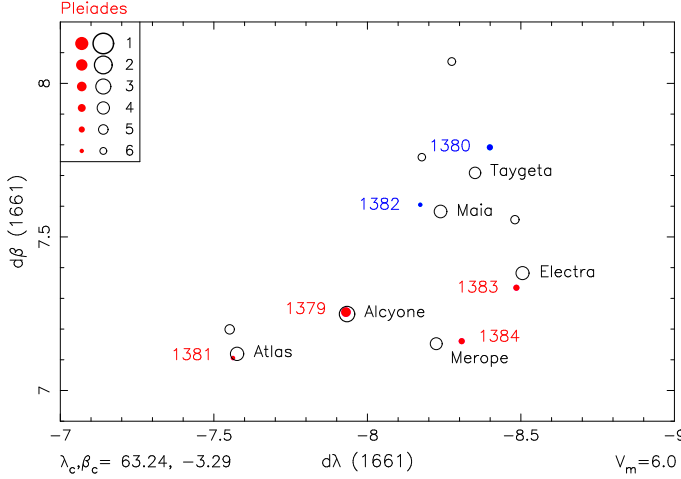


Fig. A.1. Pleiades. In red H numbers of stars also present in *KeplerE*, in blue stars added by Hevelius.

OTs are given, and to entries in *Secunda Classis* for the two other stars. If we analyse the positions as measured by Hevelius, we find that the entries from *KeplerE* that we identified with Electra and Merope are coupled in *Hevelius* to positions that match Maia and Electra. We have emended these, as listed below where the first Taurus sequence number is our emended version and the second the OT as given by Hevelius.

Alcyone	H 1379	HIP 17702	Tau 32	32
Taygeta	H 1380	HIP 17531	–	30
Atlas	H 1381	HIP 17847	Tau 33	33
Maia	H 1382	HIP 17573	–	0
Electra	H 1383	HIP 17499	Tau 30	31
Merope	H 1384	HIP 17608	Tau 31	0

A.2. Emendations to Rybka

For each emendation we list the H sequence number, the original text in Rybka (1984), our emendation, and a 1 (one) if the emendation changes the identification, or is required to obtain a unique identification. When Rybka gives two names for one identification, one of which corresponds to our identification, and the other must be emended to do so, we do not give a 1.

H	Rybka	emend.	H	Rybka	emend.	
55	ν Aql	ν Aql	1	602	ι^2 Cyg	1
64	1 Psc	1 Aqr	1	671	63 Dra	64 Dra
66	5 Psc	5 Aqr	1	678	ψ Dra	ψ^1 Dra
86	τ Aqr	τ^2 Aqr		733	6 Gem	σ Gem
148	ρ Ari	ρ^3 Ari	1	828	ϕ Hya	ϕ^3 Hya
212	κ Boo	κ^2 Boo		926	ν Lep	ν Lep
228	ξ CrB	ζ^1 CrB	1	942	ζ Lib	ζ^4 Lib
265	μ Cnc	μ^2 Cnc		1003	30 Hya	30 Mon
284	π Cnc	π^2 Cnc	1	1004	31 Hya	31 Mon1
348	UZ Cam	VZ Cam		1047	ψ Ori	ψ^2 Ori
403	ξ Cap	ξ^2 Cap	1	1084	χ Peg	γ Peg
460	16 Cep	24 Cep	1	1094	π Peg	π^2 Peg
461	24 Cep	16 Cep	1	1196	ν Psc	ν Psc
466	7 Cas	1 Cas	1	1227	81 Sgr	61 Sgr
538	32 Eri	22 Eri	1	1367	ω Tau	ω^2 Tau
559	2 Com	2 Boo	1	1372	σ Tau	σ^2 Tau

Appendix B: Notes on individual identifications

H 14, near $-14,12$ in Fig. C.1, corresponds to K 463, but in *Hevelius* is much closer to the other stars in Andromeda, i.e. much further south, than in *KeplerE*.

H 16 is identified with 65 Psc (=HIP 3885) by Rybka, but this star is at $4^{\circ}5$.

H 30 is identified by Rybka with HIP 115022, brighter but further ($V=4.8$, $d=17'2$).

H 32 is the Andromeda Nebula M 31.

H 98 is marginally closer to HIP 117089 ($V=5.2$, $d=31'5$), but we agree with Rybka that the brighter HIP 116901 is the counterpart, given the relative offsets of other stars in the area to their counterparts (Figs. C.3,C.4).

H 99, about equally distant from H 98 and H 100 in *Hevelius*, is identified with HIP 117218 (Fig. C.4); its counterpart in *KeplerE* lies closer to the counterpart of H 98 and is therefore identified with HIP 117089.

H 174 near $+3,+3$ in Fig. C.7, is close to β Aur (= HIP 28360) in *Hevelius*, i.e. much further south than its counterpart K 310 in *KeplerE*.

H 185. Its counterpart in *KeplerE* lies between HIP 25541 and HIP 24879 and is identified with the latter (Fig. C.8).

H 196, H 197 and H 198 are identified by Rybka with HIP 24727, HIP 24504 and unidentified respectively. Fig. C.8 shows that our identifications HIP 24799, HIP 24727 and HIP 24504 are better matches. Alternatives to our identifications for H 196 and H 198 are HIP 24879 and HIP 25291, respectively.

H 200, near $-5,-13$ in Fig. C.7, is identified by Rybka with HIP 25492 (near $-4,-12$). Our identification is a better positional match.

H 234, near $5.6,-16.8$ in Fig. C.9, is identified by Rybka with HIP 70738 ($V=5.9$, $d=16'2$); our identification is brighter and nearer.

H 282-283, near $-2,+6$ and $+1.3,+3.6$ in Fig. C.10, only have distant counterparts in the Hipparcos Catalogue with $V \leq 6.0$. Rybka gives fainter counterparts for each, viz. HIP 41404 ($V=6.3$, $d=1'$) and HIP 41940 ($V=6.4$, $d=53'$).

H 296, near $-0.4,1.3$ in Fig. C.11, is 'difficult to identify' according to Rybka, but clear with Hipparcos data.

H 306, near $5.5,-2.8$ in Fig. C.11, is identified by Rybka with HIP 34981 near $4.6,-4.3$.

H 313, near $-2.4,-2.4$ in Fig. C.12, is identified by Rybka with HIP 36723, slightly brighter but further ($V=5.6$, $d=14'9$) than our identification.

H 314, near $2.4,0.9$ in Fig. C.12, is identified with Rybka with HIP 39213, indeed the nearest star ($3.9,0.5$) but in our view too far, at $1^{\circ}5$.

H 321 is the combined light of α^1 CVn (HIP 63121, $V=5.6$) and α^2 CVn (HIP 63125 $V=2.9$), separated by $19''$.

H 326, is identified by us with the first of two possibilities given by Rybka.

H 329, near $1.2,-2.5$ in Fig. C.13, is identified by Rybka with HIP 64927 (near $1.9,-3.5$), slightly brighter but much further than our identification.

H 331, near $-1.8,1.4$ in Fig. C.13, is identified by Rybka with HIP 64692 (near $-2.0,2.1$), fainter and further than our identification.

H 338, is identified by us with the second of two possibilities given by Rybka.

H 346, near $4.1,15.1$ in Fig. C.14, is identified by Rybka with HIP 49688, both fainter and further ($V=6.3$, $d=42'$) than our identification

H 376, near $-10,+7.6$ in Fig.C.15, is closer to HIP 100027 (α^1 Cap, $d=4'6$) than to HIP 100064 (α^2 Cap, $d=5'1$) but should still be identified with the latter. H 404 is the counterpart of HIP 100027, described by Hevelius as *In cornu borealis duarum contiguarum occidentalis* (In the northern horn of the two adjacent ones the western one).

H 400 *Non videtur amplius* (Is no longer seen) according to Hevelius, which is understandable as Brahe's position was erroneous (Rawlins 1993, see also Paper I).

H 405, near $8.8,0.5$ in Fig.C.15, is identified by Rybka with HIP 107517 fainter and much further ($V=5.6$, $d = 3^\circ$) than our identification. Rybka gives HIP 107517 also as the identification of H 399, where we agree.

H 429-432, four stars near $6,7$ in Fig. C.16, had wrong positions in Brahe's catalogue and were assigned other identifications, even though this left relatively bright stars in Cassiopeia unidentified (see notes with K 236-238 and Fig. C.14 in Paper I; and Rawlins 1993, D 585-588). Hevelius decided to identify these entries in Brahe with the brighter stars.

H 436, near $-5.1,4.5$ in Fig. C.16 is identified by Rybka with HIP 2876 near $-6.1,3.2$, but this star is too far to be a reliable counterpart; we leave this star unidentified.

H 438, near $-0.2,2.2$ in Fig. C.16 is identified by Rybka with the Mira variable RV Cas, but this star is almost 17° from the position of H 438.

H 462, near $11.4,-2.5$ in Fig. C.17, is identified by Rybka with HIP 1296, almost 3° away.

H 463. We list the same counterpart as Rybka; an alternative is HIP 108165, $V=5.7$, $d=32'7$.

H 467-468, near $-12.9,16.1$ and $-12.1,15.7$ in Fig. C.17 are identified by Rybka with HIP 100097 and HIP 101084, near $-15.6,13.0$ and $-15.0,11.5$.

H 492, near $17.6,11.8$ in Fig C.17, is identified by Rybka with HIP 84535, but this star is faint and rather far ($V=6.3$, $d=16'5$).

H 523, near $5.5,1.0$ in Fig. C.19, is described as *Nova in collo Ceti* (New star in the neck of the Whale) by Hevelius, and is Mira Ceti (α Ceti). It is listed in the Hipparcos catalogue at $V=6.5$ (sc. average) but its magnitude at maximum is close to 2.

H 525 is erroneously given the same identification by Rybka as H 524.

H 557, near $-0.4,3.2$ in Fig. C.20, is identified by Rybka with HIP 62886, near $-0.9,-1.2$, but we identify H 562 with this star. We consider H 557 unidentified, just as its corresponding entry K 483 in Brahe's catalogue.

H 562, near $-0.9,-1.2$ in Fig. C.20, is identified by Rybka with HIP 6424 = α Com, near $4.3,-2.8$, clearly not compatible with its position.

H 570, near $3.2,1.9$ in Fig. C.21, is identified by Rybka with ρ CrB = HIP 78459 ($V=5.4$, $d=208'$). Our identification corresponds to ι CrB.

H 581. HIP 61910 corresponds to the combined flux of the two stars given by Rybka, SAO157447/8.

H 593 is P Cygni. Hevelius gives the magnitude as 3.0.6 which we interpret as indicating a range of 3 to 6, in agreement with the actual variations of this star. Rybka does not identify this entry.

H 604. An alternative identification is HIP 99639, closer but a magnitude fainter ($V=4.8$, $d=2'9$).

H 619, near $9.3,10.8$ in Fig. C.24. The nearest *Hipparcos* star with $V \leq 6.0$ is HIP 103956 ($V=5.9$, $d=81'$; Rybka identifies with HIP 103530 $V=5.6$, $d=4^\circ$). We consider this entry unidentified.

H 636, near $-9.6,3.0$ in Fig. C.24. HIP 97367 is closer to this entry but much fainter ($V=5.8$, $d=41'7$) than our identification.

H 649, near $1.0,1.7$ in Fig. C.25, would be a good match to HIP 103294 if a correction of 2° is made to the longitude. The

counterpart given by Rybka is too faint and too far ($V=6.3$, $d \approx 5^\circ$).

H 678, H 679. H 678 corresponds to the close pair HIP 86614, HIP 86620. The entry K 94 in the Brahe Star Catalogue corresponding to H 679, had a position closer to HIP 87728, but a description which better matches HIP 89937. The position in Hevelius also matches HIP 89937. See Fig. C.5 in Paper I

H 690, near $23.1,26.3$ in Fig. C.26 is identified by Rybka with HIP 61281 ($d \approx 5'5$).

H 698 (ϵ Equ) corresponds to the combined flux of HIP 103571 and HIP 103569 (separated by $10''$).

H 714, near $-11.6,9.7$ in Fig. C.28, lies between HIP 14293 and HIP 14168, somewhat closer to the latter. The corresponding entry in Brahe's star catalogue K 912 is closer to HIP 14293. The counterpart given by Rybka, HIP 16989, is almost 9° off.

H 737, near $4.8,2.0$ in Fig. C.29, lies between HIP 36429 and HIP 36393, somewhat closer to the latter. The corresponding entry in Brahe's star catalogue K 556 is closer to HIP 36429. Rybka mentions both as possible counterparts.

H 790, near $-16.7,8.6$ in Fig. C.30, lies between HIP 75793 (= ν^1 Boo) and HIP 76041 (= ν^2 Boo), somewhat closer to the latter. Rybka identifies this entry with HIP 75793.

H 792, near $3.8,19.3$ in Fig. C.30, is identified by Rybka with HIP 86173 ($V=7.3$, $d=4'9$). Our identification is brighter and closer.

H 794, near $5.9,19.5$ in Fig. C.30, is identified with HIP 87280 by Rybka. Although variable, this star is too faint and too far ($V=6.8$, $d=26'4$) to be a reliable counterpart. We prefer to leave this star unidentified, as its correspondent entry K 175 in Brahe's star catalogue (Paper I).

H 831, near $4.3,-9.6$ in Fig. C.57, is between HIP 54255, with which we identify it, and HIP 54204, slightly further but brighter ($V=4.9$, $d=5'6$), with which Rybka identifies it.

H 837, near $-27.6,-6.1$ in Fig. C.57, lies between HIP 44961, with which we identify it, and HIP 44833, with which Rybka identifies it, even though it is both fainter and further ($V=5.6$, $d=12'2$).

H 838, near $32.0,4.3$ in Fig. C.57 is identified with the Mira variable R Hya by Rybka. Our identification procedure did not find this possibility, due to the faint average magnitude ($V=6.4$), but the star is highly variable and we agree with Rybka that this is a plausible identification.

H 849, near $0.1,-4.3$ in Fig. C.31, is the combined light of HIP 111544 and HIP 111546 (separation $22'3$)

H 887, near $-1.6,6.7$ in Fig. C.32, has a position in Hevelius very different from its position in Brahe, where it lies above HIP 52422 (near $-2.9,9.5$)

H 895, near $-3.9,-4.5$ in Fig. C.32 is identified by Rybka with HIP 50755, fainter and far from the correct position ($V=6.2$, $d=104'$).

H 905, near $-12.2,-1.4$ in Fig. C.33, lies between HIP 46652 ($V=5.9$, $d=44'1$) and HIP 46735 ($V=5.4$, $d=50'5$). Rybka identifies H 905 with the nearer star, we think either star is possible.

H 913, near $4.1,4.0$ in Fig. C.33, is near three stars, HIP 53426 ($V=5.0$, $d=36'$), HIP 53377 ($V=5.7$, $d=40'$) and HIP 53229 ($V=3.8$, $d=44'$). We agree with Rybka in considering the brightest star to be the more plausible counterpart.

H 936 is closer to HIP 72603 (α^1 Lib, $V=5.2$, $d=3'3$) than to HIP 72622 (α^2 Lib), but the latter is much brighter and therefore the counterpart. H 956 is the counterpart of α^1 Lib, and Hevelius notes *non nisi Tub. vis.* (not visible without tube, i.e. telescope)

H 954, H 955, near $3.0,-4.5$ in Fig. C.34, are identified by Rybka with HIP 76880 ($d=125'$) and HIP 76628 ($d=88'$) respectively,

but both are much closer to HIP 76106. We identify H 955 as the closest match to HIP 76106, and leave H 954 unidentified.

H 956: see H 936.

H 979, near $-1.2, 0.5$ in Fig. C.37, is identified by us with HIP 91919, but HIP 91926 is at a comparable distance and marginally brighter ($V=4.6$, $d=4'.6$). Rybka considers H 979 to be the combined light of the two Hipparcos stars are separated by $3'.5$.

H 980, near $-1.5, -1.5$ in Fig. C.37, is the combined light of HIP 91971 and HIP 91973 (separated by $44''$).

H 981, near $0.3, -2.5$ in Fig. C.37, lies between HIP 92791 and the fainter HIP 92728, closer to the brighter star. Rybka lists both stars as possible counterparts.

H 986, near $0.6, -6.9$ in Fig. C.37, lies closest to HIP 93193, with which H 978 is identified, and corresponds to the fainter star to the south, HIP 93279. In the star catalogue of Brahe its position is closer to that counterpart.

H 1005 (Mon 13) has no OT number, but Hevelius gives a Brahe position which after subtraction of his $51'$ correction for precession, exactly matches the longitude and latitude of K 961 (Arg 11) in *KeplerE*, if one accepts that Hevelius' value $Z=4$ is an emendation of Brahe's $Z=6$. In his edition of Brahe's catalogue Rawlins (1993) makes exactly this emendation, which leads to a very good match of K 961 with HIP 37447 (α Mon).

H 1027 is identified by us with HIP 26268 ($d=2'.7$) and by Rybka with HIP 26237 ($d=6'.4$). The corresponding entry in Brahe's star catalogue, K 870, is closer to HIP 26237: see Fig. C.48 in Paper I.

H 1063-5. Hevelius lists H 1064 as two magnitudes fainter than H 1063 and H 1065. This, and the close match in the positions of H 1063 and H 1965, near $5.6, 15.2$ and $7.8, 15.0$ in Fig. C.39, with HIP 27913 ($=\chi^1$ Ori) and HIP 28716 ($=\chi^2$ Ori), respectively, excludes the interpretation of Rybka, who identifies H 1064 with χ^2 Ori and H 1065 with HIP 29650 (near $10.3, 13.9$)

H 1073, near $4.7, -14.3$ in Fig. C.39, is closer to HIP 28325 which however is identified with H 1075. We agree with Rybka that this leaves HIP 27713, near $3.8, -13.8$ as a plausible identification for H 1073.

H 1099, near $8.6, -0.6$ in Fig. C.40, has a very different position in *Hevelius* from its entry K 441 in *KeplerE*, which we identified with HIP 112997 (near $-0.9, -3.6$).

H 1127, near $-4.8, 15.2$ in Fig. C.41, is identified by us with HIP 10729 just north of it. The corresponding entry in *KeplerE* K 268 has a position closer to HIP 11060 (near $-5.0, 14.1$) and is identified accordingly. Rybka identifies H 1127 with HIP 11060. H 1148, near $-7.4, 9.0$ in Fig. C.41, lies closest to HIP 11220 ($V=5.2$, $d=11'.5$), but we agree with Rybka that HIP 11313 is the more likely counterpart

H 1151, near $0.7, -11.0$ in Fig. C.41, is identified with the same star as H 1145, and thus a repeat entry

H 1159, near $9.2, -12.2$ in Fig. C.41, lies between HIP 20579 and HIP 20591, slightly closer to the former, with which we identify it. Rybka mentions both as possible counterparts.

H 1185, near $17.4, 2.7$ in Fig. C.42, lies between HIP 6732, which we take as the counterpart, and the slightly brighter and slightly more distant HIP 6706 ($V=5.4$, $d=4'.2$).

H 1188, near $18.2, -5.0$ in Fig. C.42, lies closest to HIP 7535 as did its counterpart in *Kepler*; in *KeplerE* we emended its latitude sign from B to A which gives an excellent match with HIP 8198 (near $18.2, -8.3$). Remarkably, Hevelius also gives a northern latitude.

H 1191, near $13.7, 12.6$ in Fig. C.42, is identified with a $V=6.1$ star, as was its counterpart K 808 in *KeplerE*.

H 1226, near $8.5, 6.6$ in Fig. C.44, is identified by us with HIP 97063. Rybka identifies H 1226 with HIP 96950 (near $8.7, 5.8$) which is our identification of the corresponding entry K 709 in *KeplerE*, which had a position closer to HIP 96950.

H 1229, near $10.8, -5.9$ in Fig. C.44, is closest to HIP 98688, which however is the counterpart of H 1232. Rybka identifies H 1229 with HIP 98066 (near $9.9, -4.8$, $V=4.7$) but HIP 98162 (near $10.0, -5.7$) is closer and slightly brighter.

H 1234, near $-2.3, 1.5$ in Fig. C.44, is identified by Rybka with the pair ν^1 - ν^2 Sgr (HIP 92761 and HIP 92845, near $-3.3, 0.8$). We think this is plausible, but not certain. ν^1 - ν^2 Sgr are separated by $13'.8$; HIP 92845 is closest to H 1234.

H 1248, near $7.3, -1.4$ in Fig. C.45, is identified by Rybka with HIP 80079 (near $6.4, -2.4$), rather further from H 1248 than our identification.

H 1250 is located very close to H 1245 by Hevelius: *Prope Supr. Front. Duar. Austr. Infer. adhaeret alteri, non nisi Tubo visibilis: ex occultatione stabilita*. H 1245 is Hip 78933 (ω^1 Sco), and it would be tempting to identify H 1250 with HIP 78990 (ω^2 Sco). As Rybka remarks, two stars separated by $14'.6$ do not fit this description.

H 1280 and H 1281 have positions rather different from the corresponding entries in *KeplerE*, K 354 and K 355. In *KeplerE* these stars have very uncertain identifications (see Fig. C.20 of Paper I), but the more accurate positions in Hevelius lead to unambiguous identifications.

H 1293 corresponds to the combined light of HIP 81634 and HIP 81641, separated by $1'.1$ and thus not separable by the naked eye.

H 1296, near $0.4, 16.5$ in Fig. C.48, is identified by Rybka with HIP 84626, near $3.2, -17.9$, clearly not correct.

H 1337 is identified by Rybka with HIP 51592, indeed closer than our suggested identification, but also much fainter ($V=7.1$, $d=34'.2$)

H 1346 lies right between HIP 20885 (θ^1 Tau) and HIP 20894 (θ^2 Tau), which stars are separated by $5'.6$, and is probably the combined light of the two.

H 1397, near $0.4, 3.5$ in Fig. C.52, lies north of HIP 9001 and HIP 9021. We identify with the nearer HIP 9001, Rybka with the slightly brighter HIP 9021 ($V=5.7$), but since the separation between these two stars is just $3'.3$, H 1397 may correspond to the combined light of them.

H 1442, near $-23.1, 14.5$ in Fig. C.53, lies closest to HIP 58858 ($V=5.9$, $d=58'.4$), but we agree with Rybka that HIP 59501 (near $-21.6, 15.2$) is the more plausible identification, with a similar offset as H 1450 (near $-20.5, 12.9$) to its identification HIP 60202.

H 1451, near $17.8, -7.6$ in Fig. C.53, is identified by Rybka with 40 Vir = ψ Vir, which however is the identification of H 1437.

H 1460, near $25.3, 4.8$ in Fig. C.54, is the combined light of HIP 63121 and HIP 63125, separated by $19''$.

H 1499, near $-21.5, 6.7$ in Fig. C.54, is unidentified.

H 1505 and H 1519, respectively near $10.3, -9.5$ and $9.3, -8.5$ in Fig. C.54, are identified by Rybka with HIP 54136 and HIP 53838, respectively near $10.3, -10.2$ and $9.2, -9.8$. This is an attractive solution, but the offsets are large and we consider it uncertain.

H 1521, near $0.2, 11.3$ in Fig. C.54 lies close to both HIP 56035, which we suggest as the identification, and HIP 56290, slightly brighter but further ($V=5.5$, $d=43'.0$), suggested by Rybka as the identification.

H 1536, near $10.4, 3.4$ in Fig. C.55, is identified by Rybka with HIP 74605, near $8.6, 4.6$, which is a close match for H 1537, and identified by us accordingly

H 1537, near 8.7,4.6 in Fig. C.55, is identified by Rybka with HIP 74272 ($V=6.2$, $d=38'8$).

H 1540, near $-5.4,5.7$ in Fig. C.56, in Nova Vul 1670, whose modern counterpart CK Vul was discovered at $m_R=20.7$ in 1983 (Shara et al. 1985). We use the position given in that paper to compute the offset with respect to the position given by Hevelius, since CK Vul is too faint for the Hipparcos catalogue.

H 1561, near $-12.7,0.9$ in Fig. C.56, is close to three stars. We identify it with the nearest. The brightest of the three, HIP 95498 ($V=5.1$, $d=16'6$) is too far, the identification suggested by Rybka, HIP 95582 ($V=5.8$, $d=15'9$), is both too far and too faint.

Appendix C: Figures

To illustrate and clarify our identifications we provide a Figure for each constellation. In these figures the stars listed with the constellation in *Hevelius* are shown red when Hevelius gives them an OT value (> 0) indicating their presence in *Kepler* or in *Secunda classis*, and blue otherwise (OT=0). Other stars listed in *Hevelius* are light-red (OT >0) and light-blue (OT=0), respectively. To minimize deformation of the constellations, we determine the center of the constellation λ_c, β_c from the extremes in λ and β , compute the rotation matrix which moves this center to $(x, y, z) = (1, 0, 0)$, and then apply this rotation to each of the stellar positions λ_i, β_i . (For exact details see Paper I.) The resulting y, z values correspond roughly to differences in longitude and latitude, exact at the center λ_c, β_c and increasingly deformed away from the center. We plot the rotated positions of the stars in *Hevelius* as $d\lambda \equiv y$ and $d\beta \equiv z$ with filled circles. The same rotation matrix is applied to all stars down to a magnitude limit V_m (usually $V_m = 6.0$) from the *Hipparcos Catalogue* and those in the field of view are plotted as open circles. The symbol sizes are determined from the magnitudes as indicated in the legends. The used values for λ_c, β_c and V_m are indicated with each Figure.

Where necessary we show enlarged detail Figures; for easy comparison with the Figures showing the whole constellation, these detail Figures use the same rotation center (and thus rotation matrix).

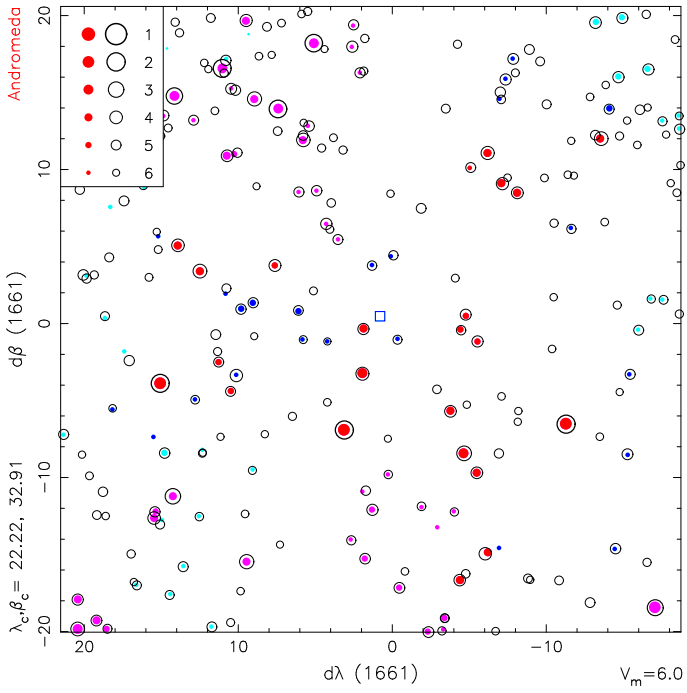


Fig. C.1. Andromeda. The nebulous object near the center is M31.

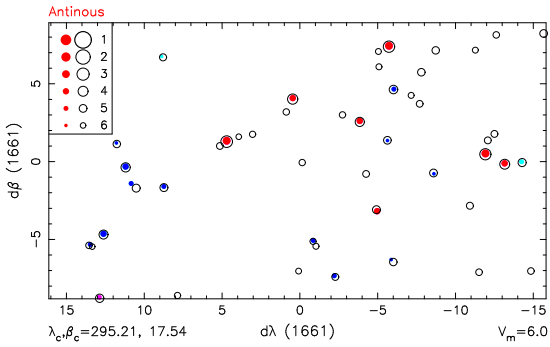


Fig. C.2. Antinous

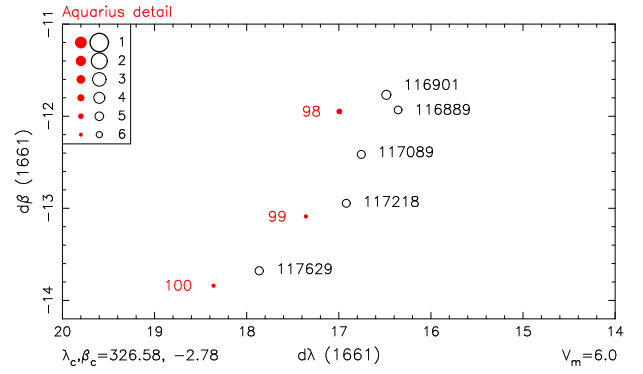


Fig. C.4. Aquarius detail

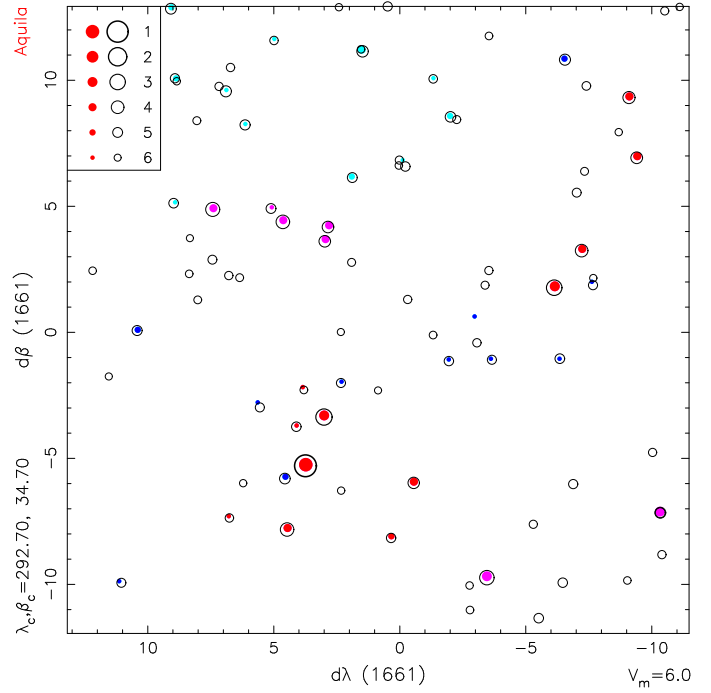


Fig. C.5. Aquila

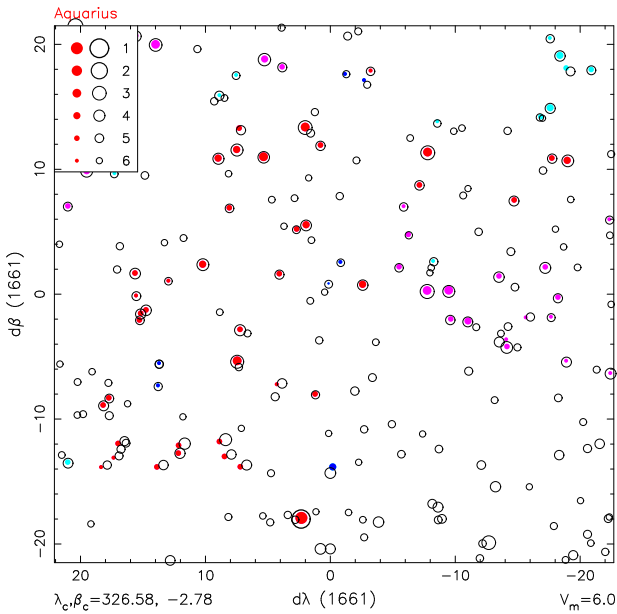


Fig. C.3. Aquarius

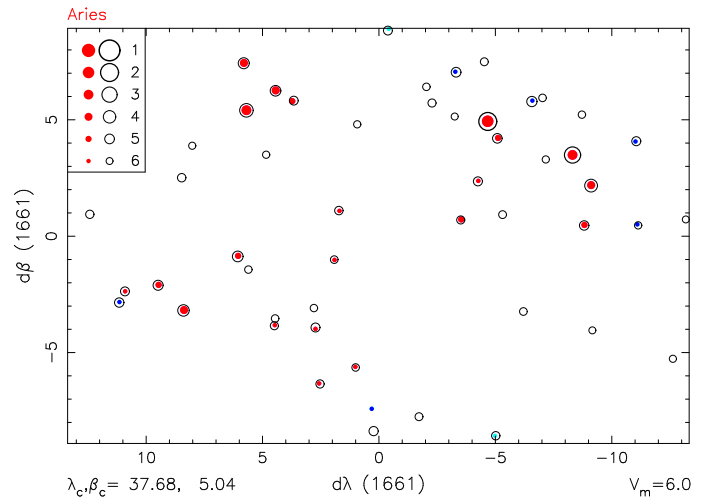


Fig. C.6. Aries

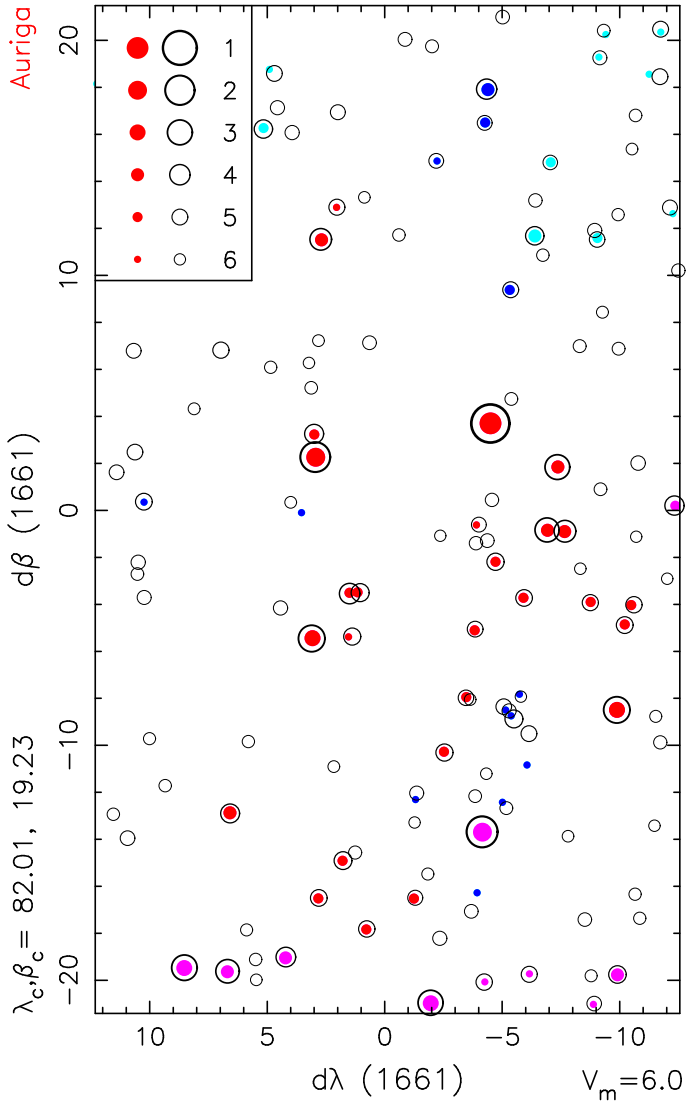


Fig. C.7. Auriga

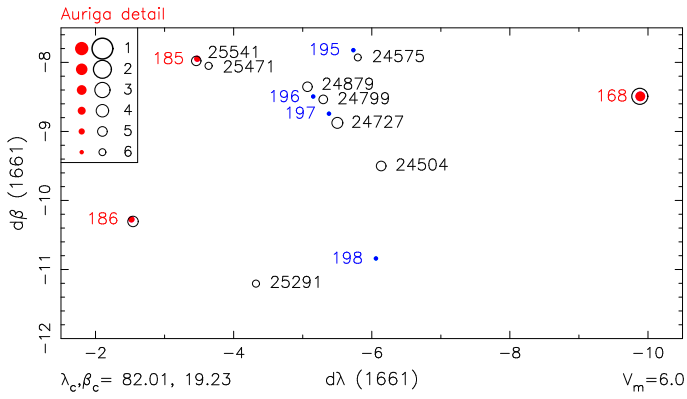


Fig. C.8. Auriga detail

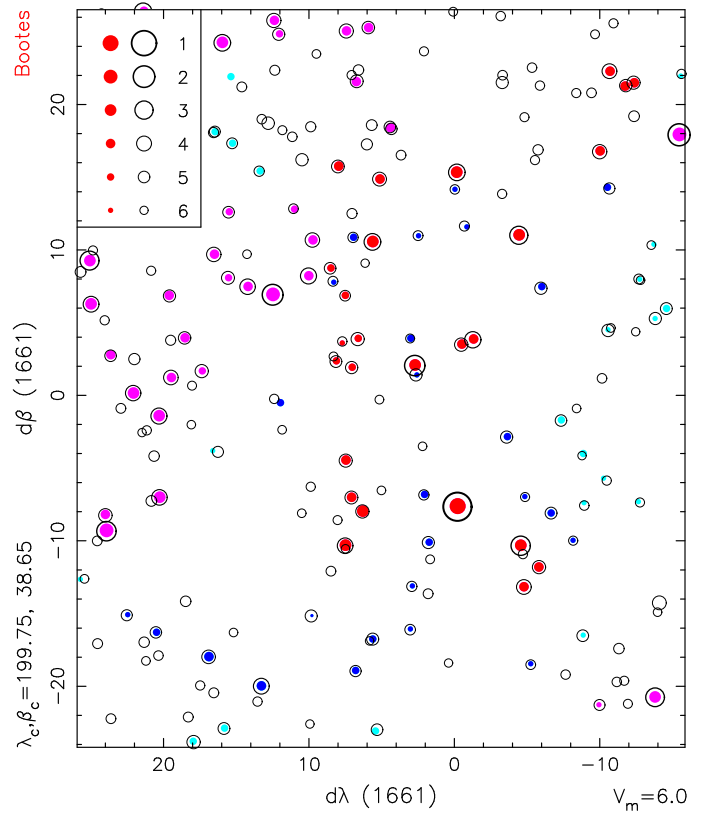


Fig. C.9. Bootes

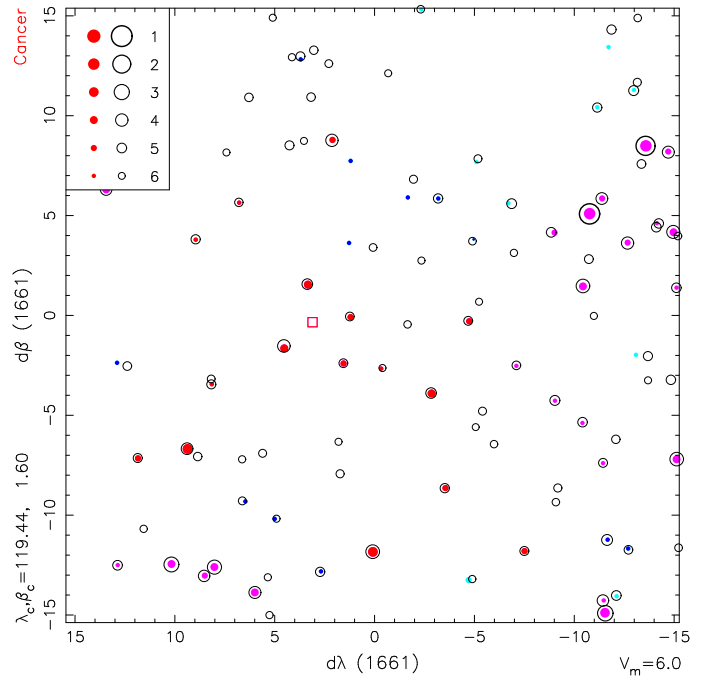


Fig. C.10. Cancer

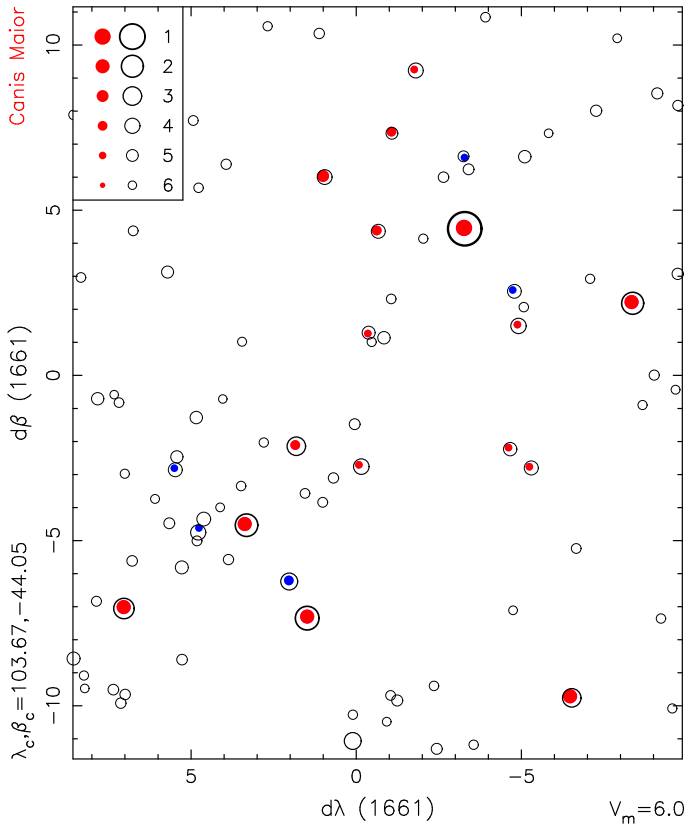


Fig. C.11. Canis Maior

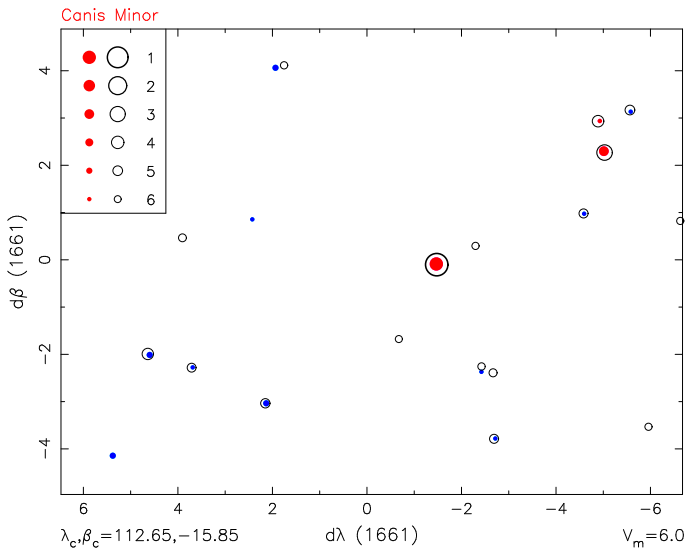


Fig. C.12. Canis Minor

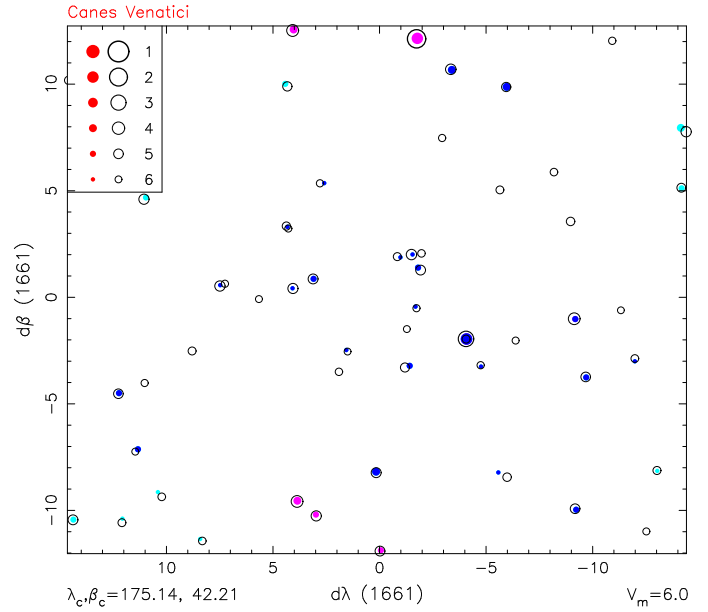


Fig. C.13. Canes Venatici

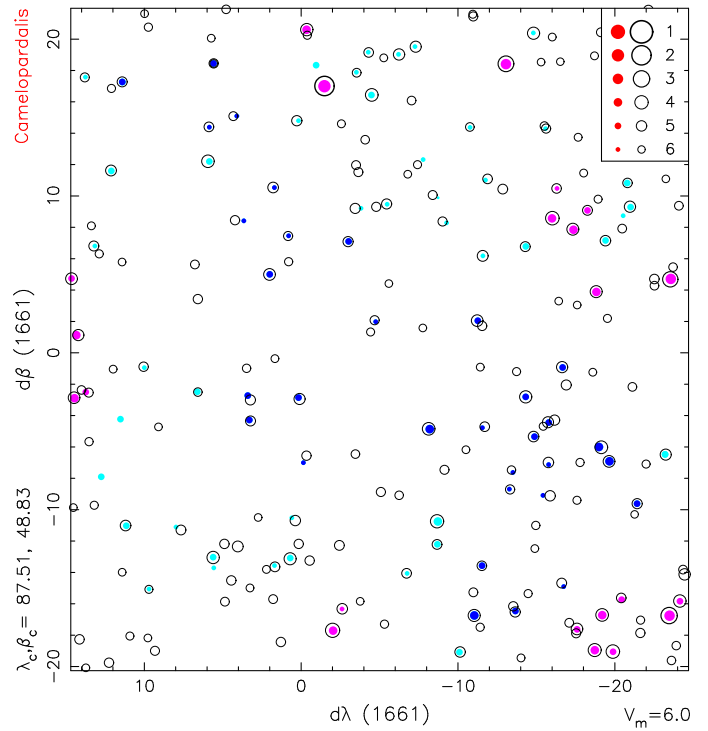


Fig. C.14. Camelopardalis

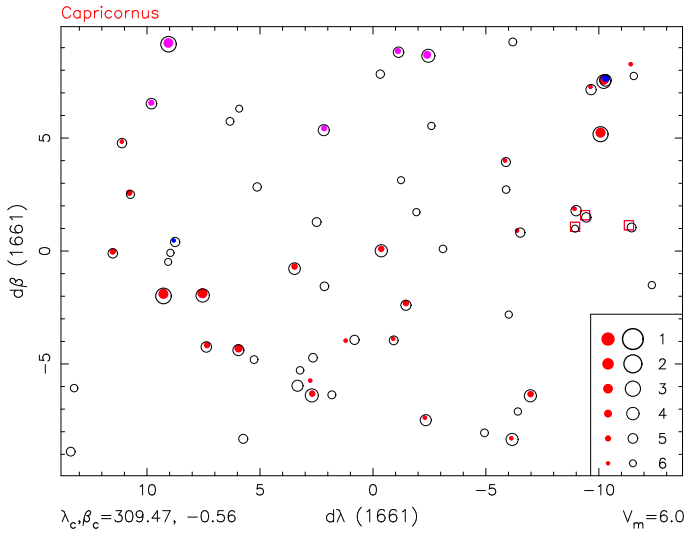


Fig. C.15. Capricornus

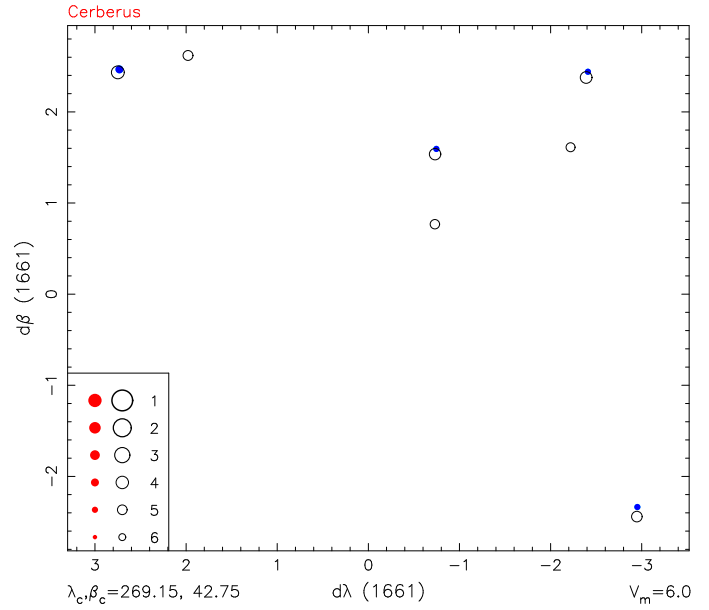


Fig. C.18. Cerberus

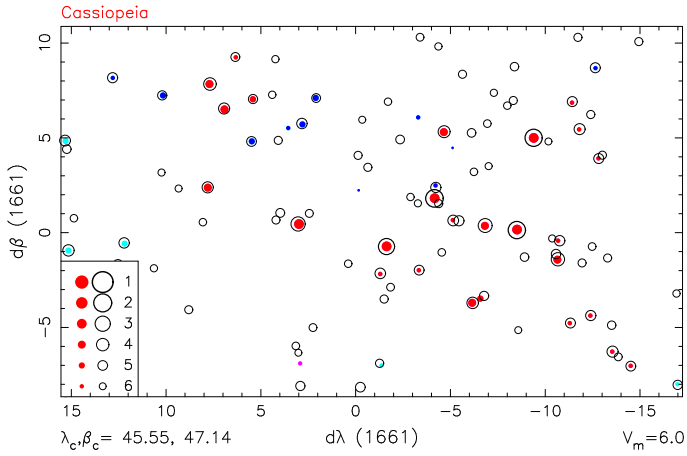


Fig. C.16. Cassiopeia

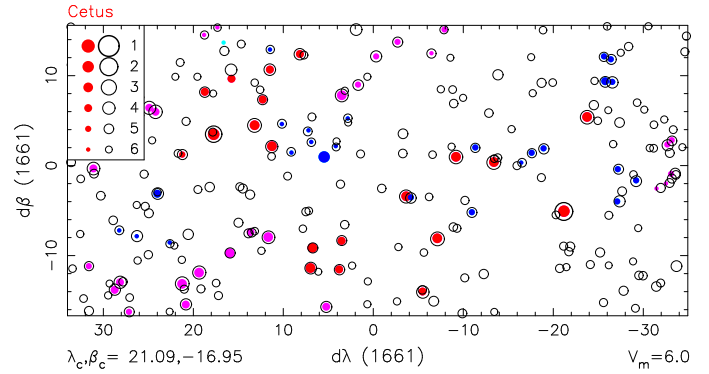


Fig. C.19. Cetus

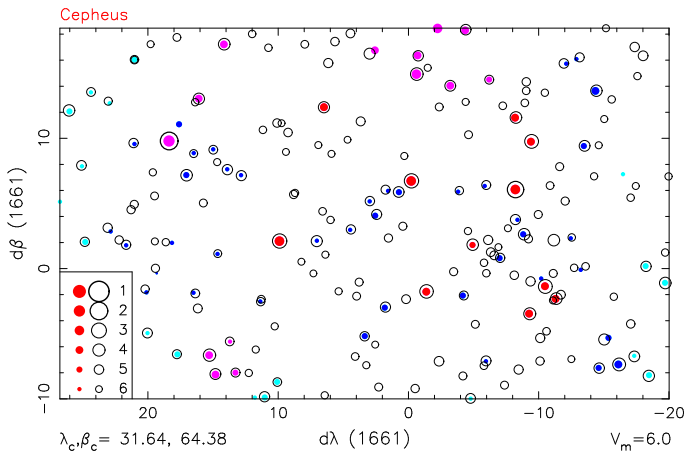


Fig. C.17. Cepheus

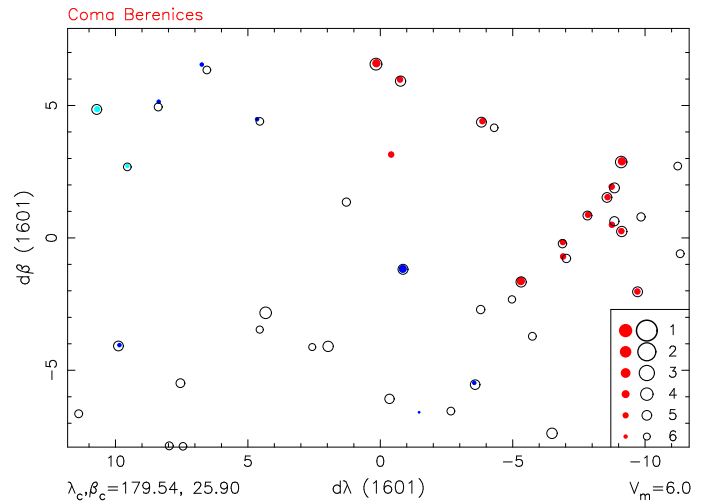


Fig. C.20. Coma Berenices

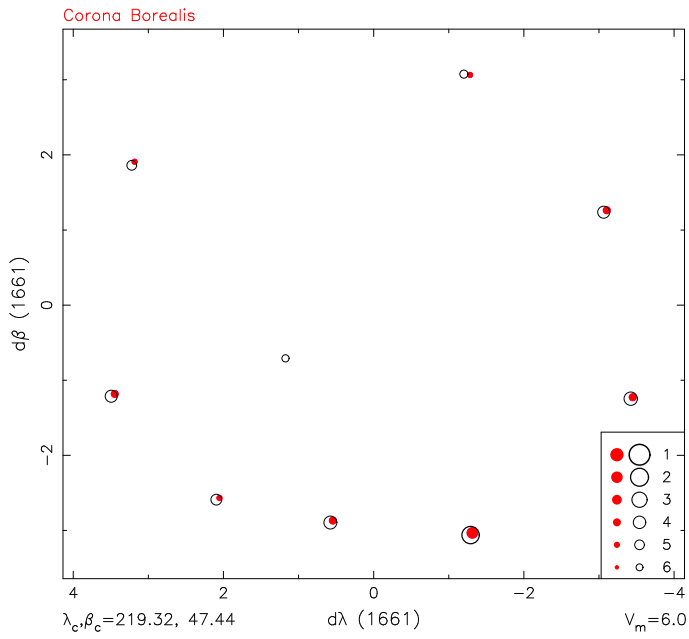


Fig. C.21. Corono Borealis

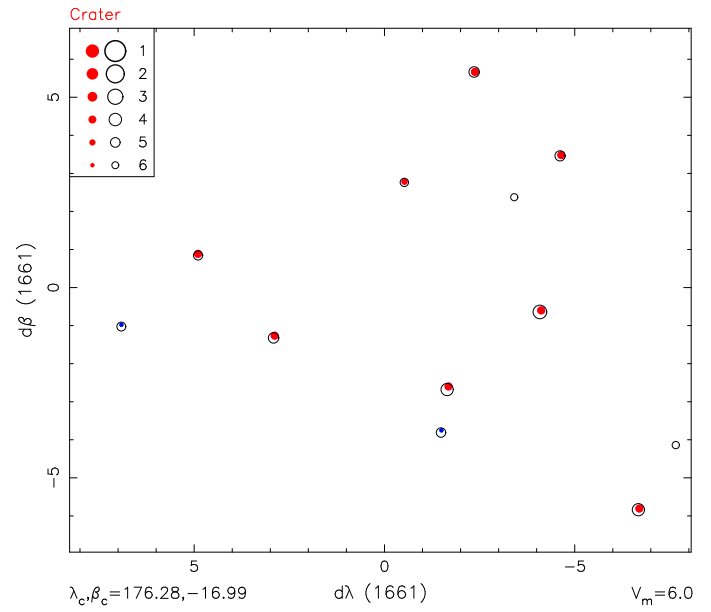


Fig. C.23. Crater

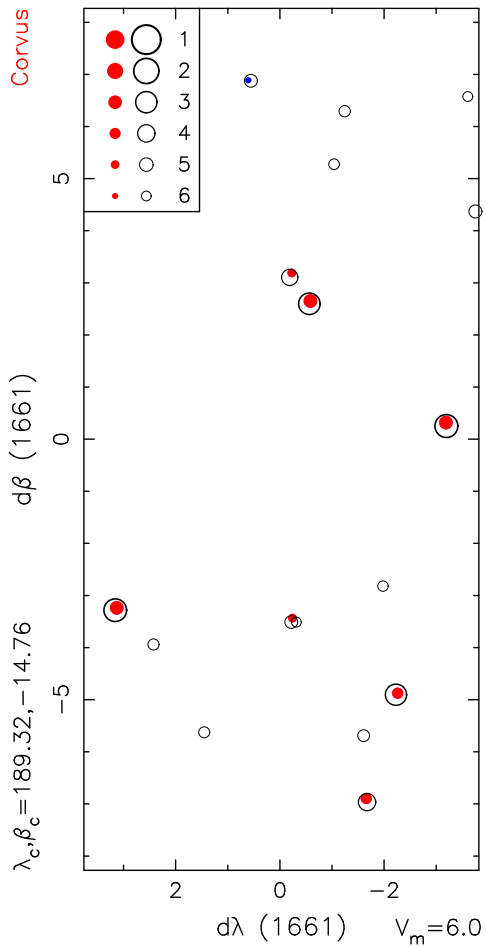


Fig. C.22. Corvus

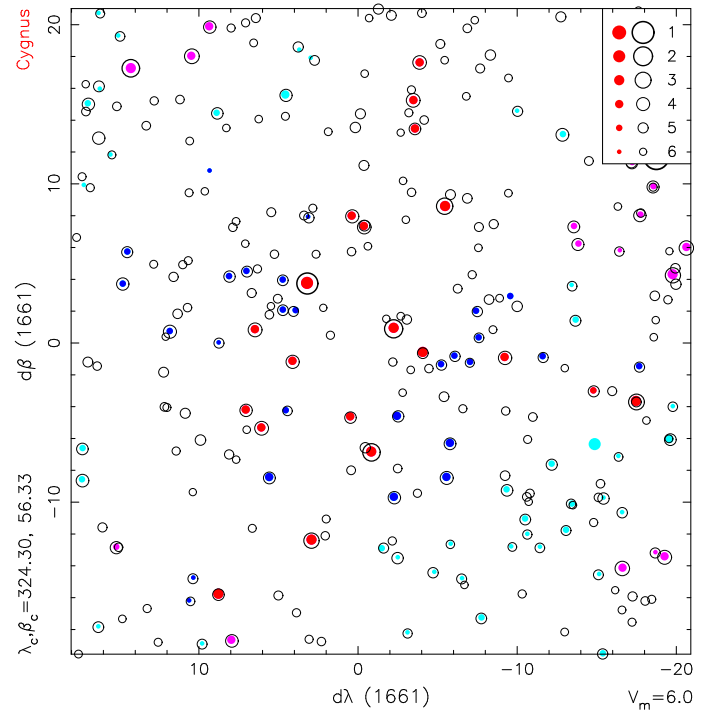


Fig. C.24. Cygnus

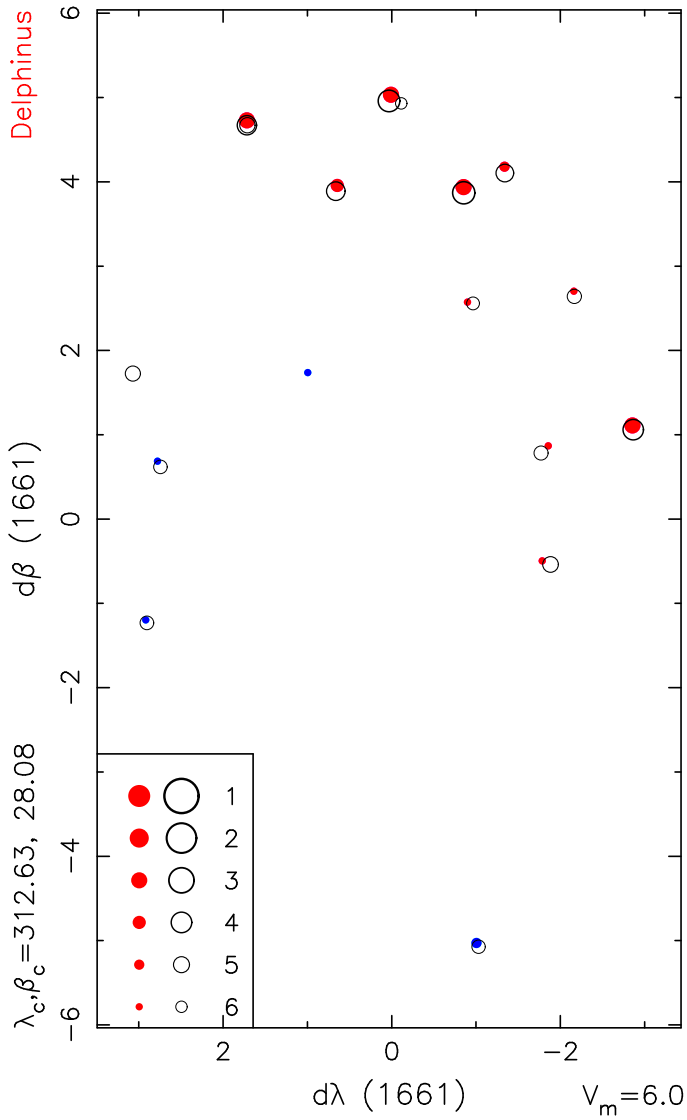


Fig. C.25. Delphinus

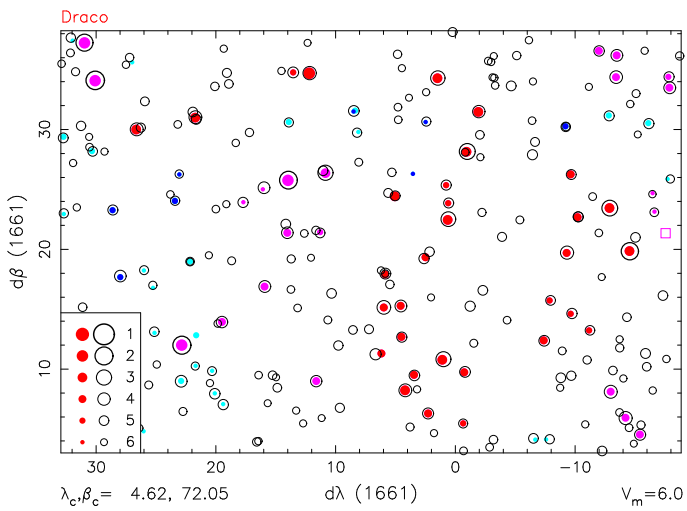


Fig. C.26. Draco

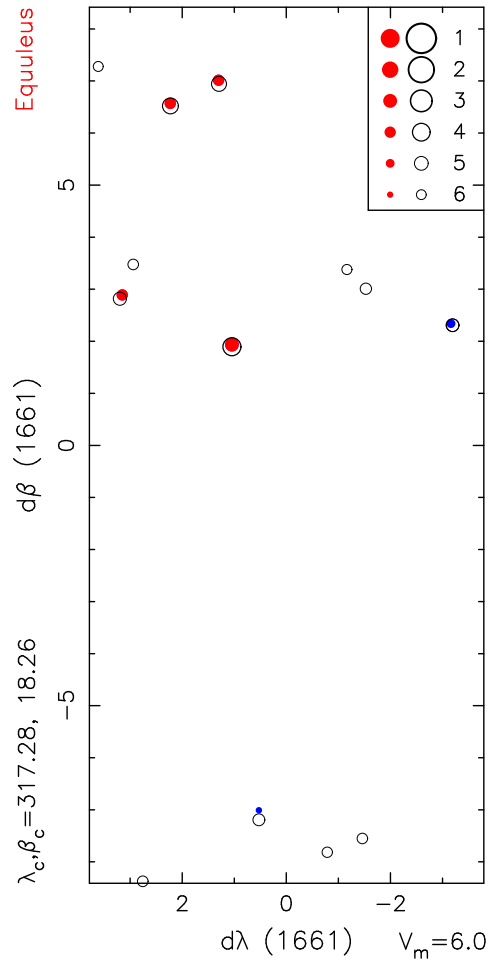


Fig. C.27. Equuleus

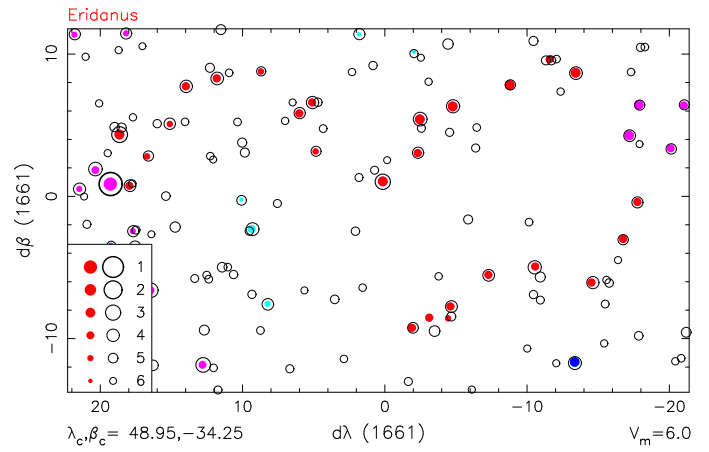


Fig. C.28. Eridanus

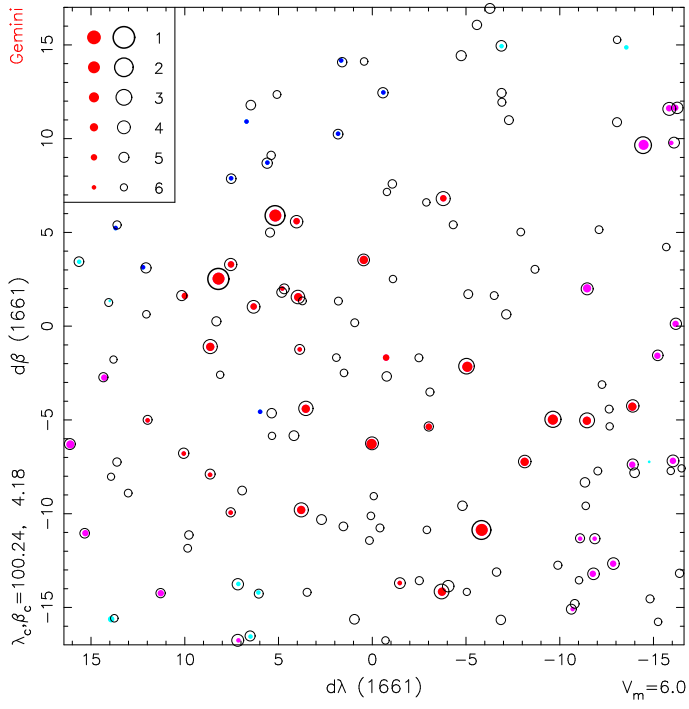


Fig. C.29. Gemini

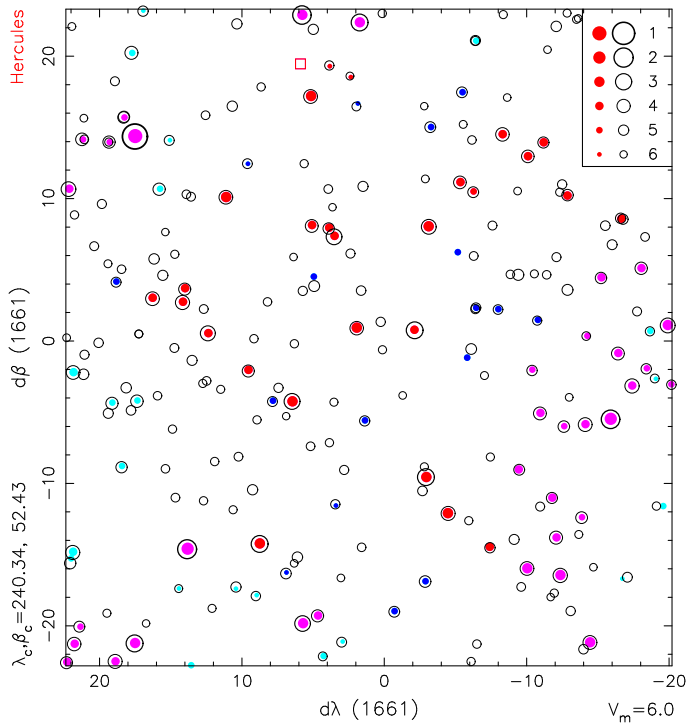


Fig. C.30. Hercules

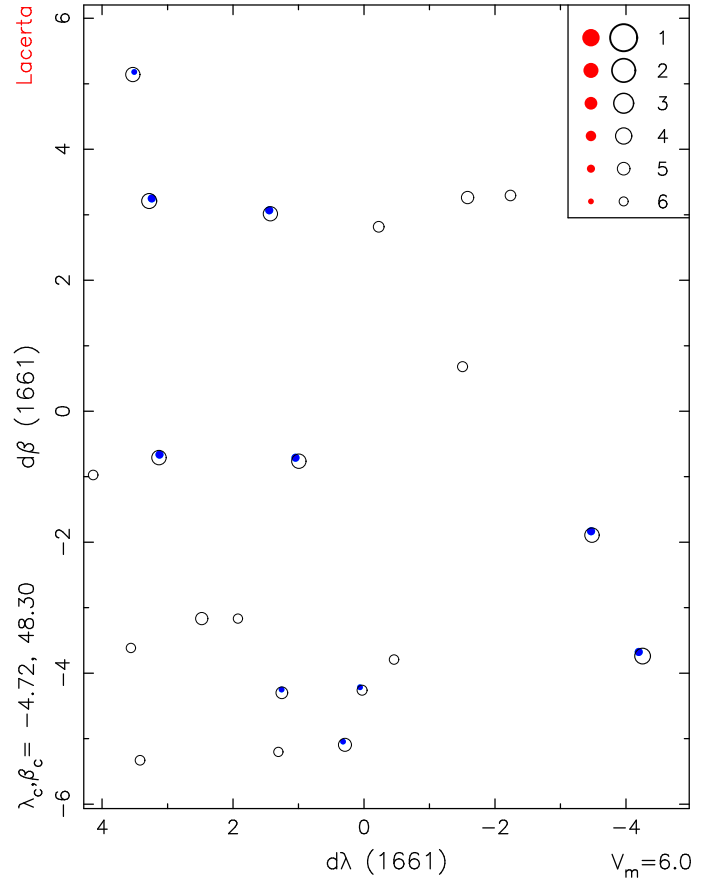


Fig. C.31. Lacerta

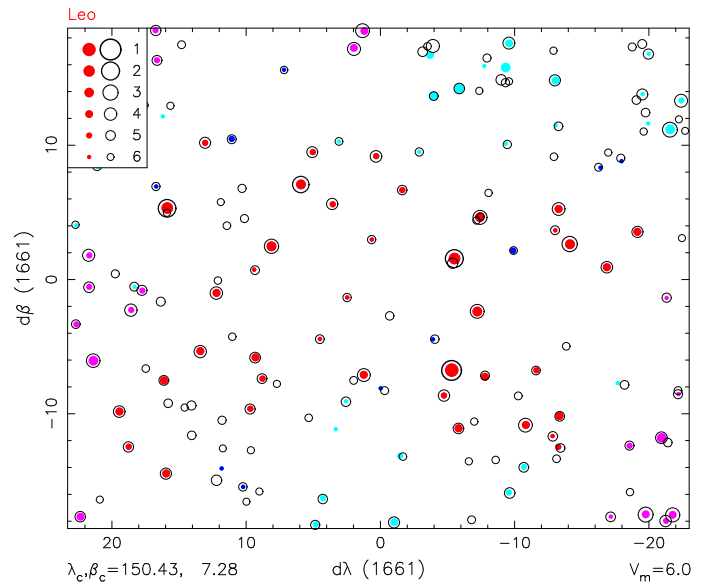


Fig. C.32. Leo

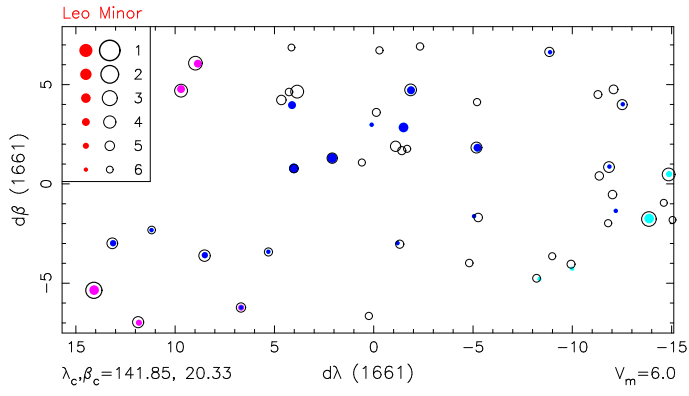


Fig. C.33. Leo Minor

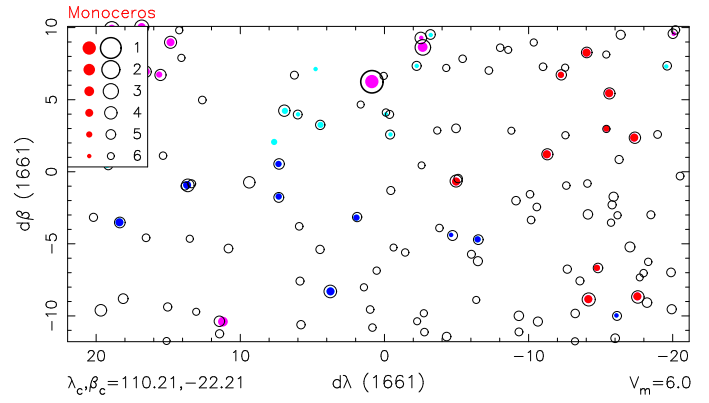


Fig. C.36. Monoceros

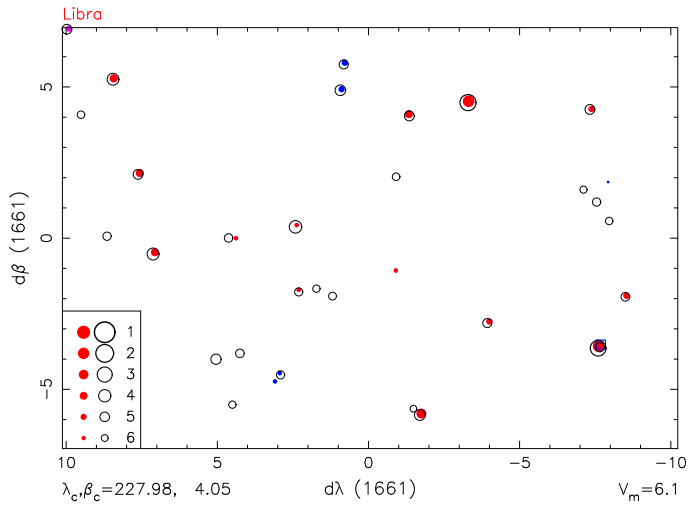


Fig. C.34. Libra

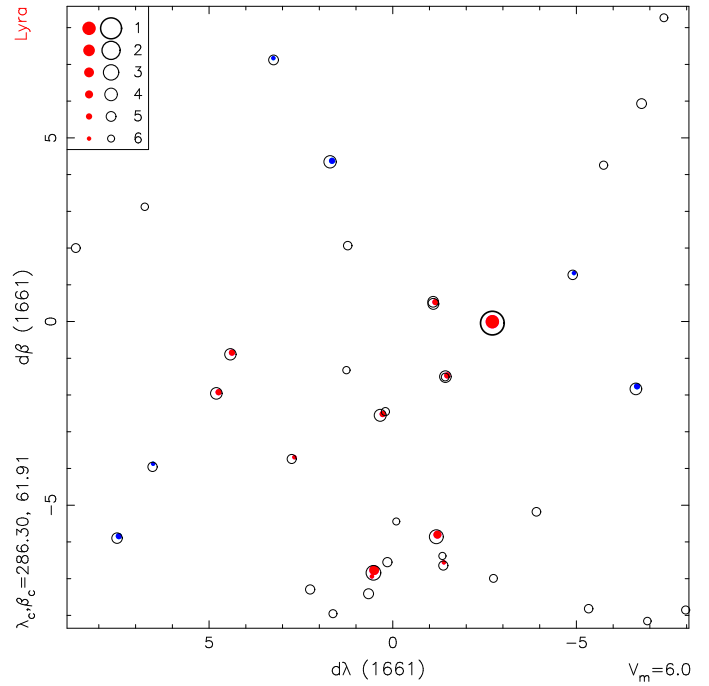


Fig. C.37. Lyra

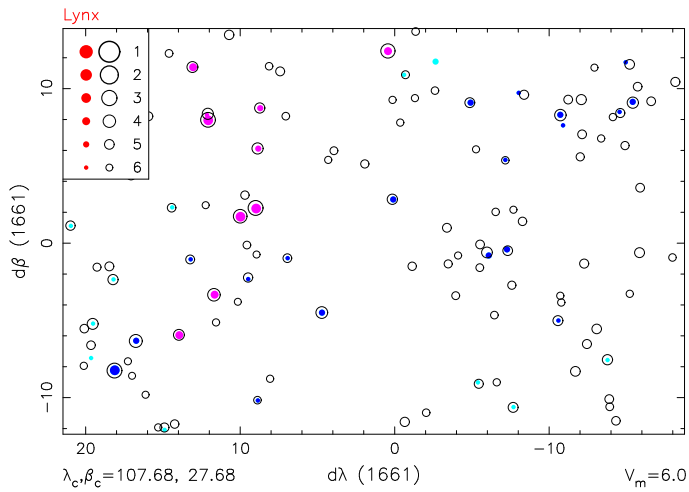


Fig. C.35. Lynx

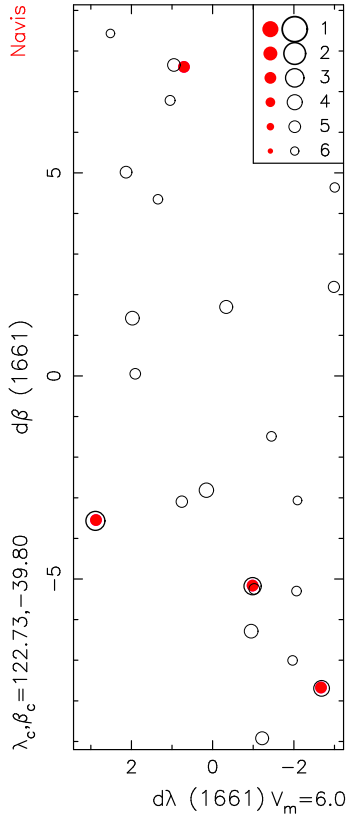


Fig. C.38. Navis

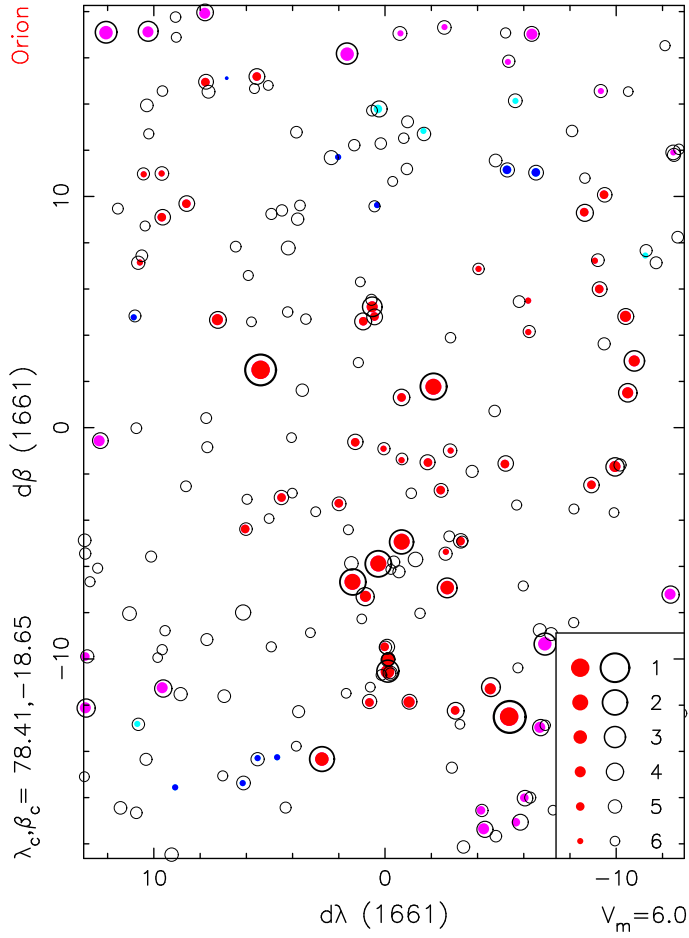


Fig. C.39. Orion

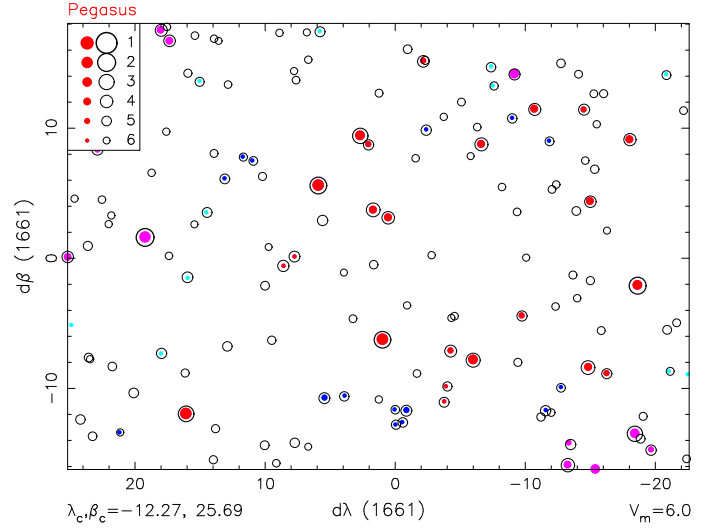


Fig. C.40. Pegasus

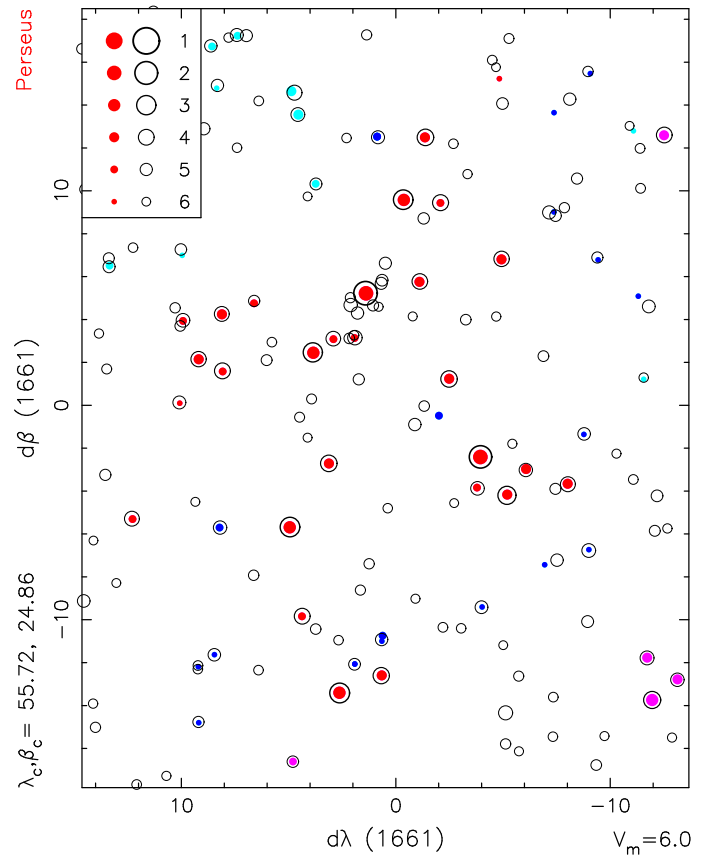


Fig. C.41. Perseus

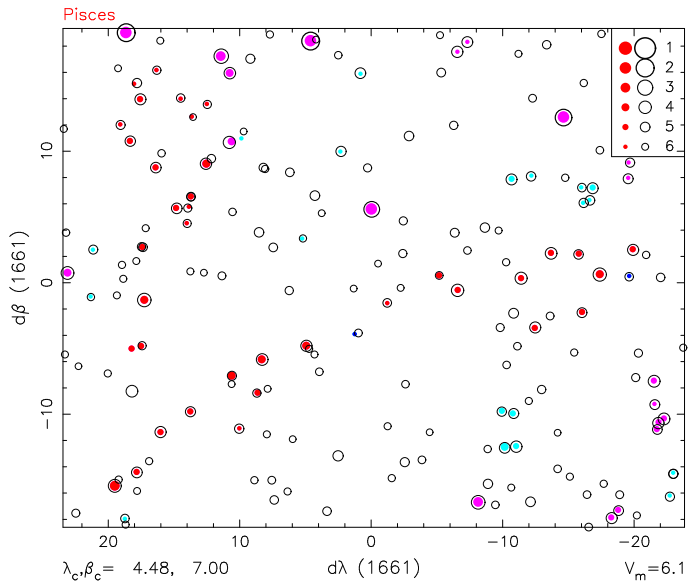


Fig. C.42. Pisces

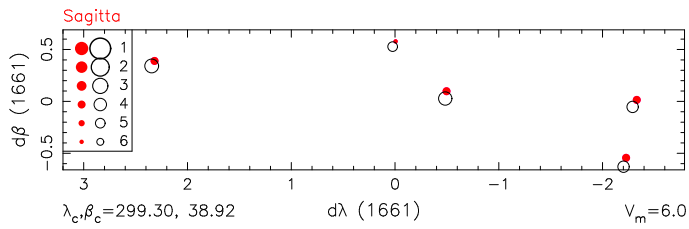


Fig. C.43. Sagitta

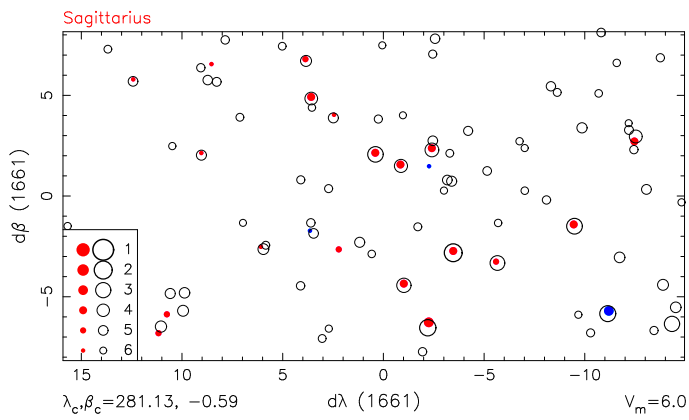


Fig. C.44. Sagittarius

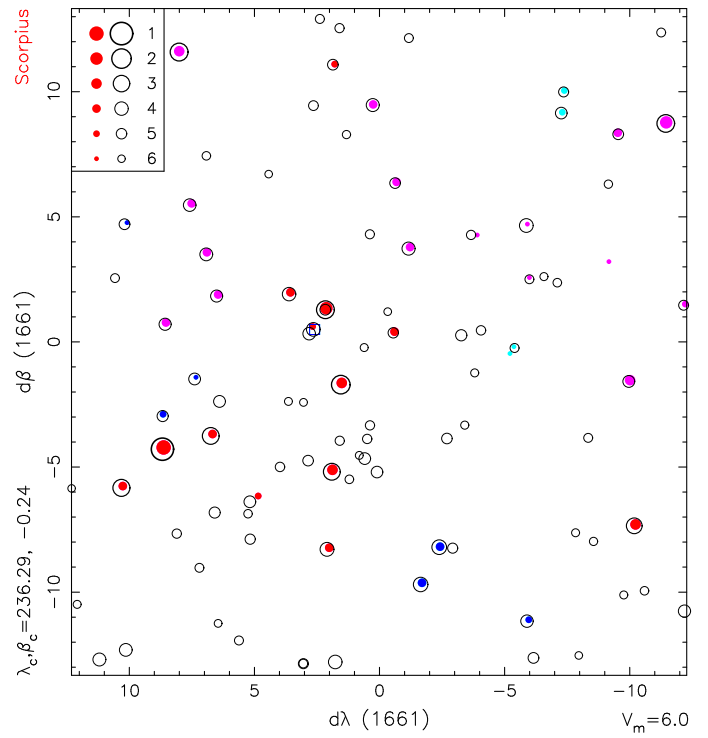


Fig. C.45. Scorpius

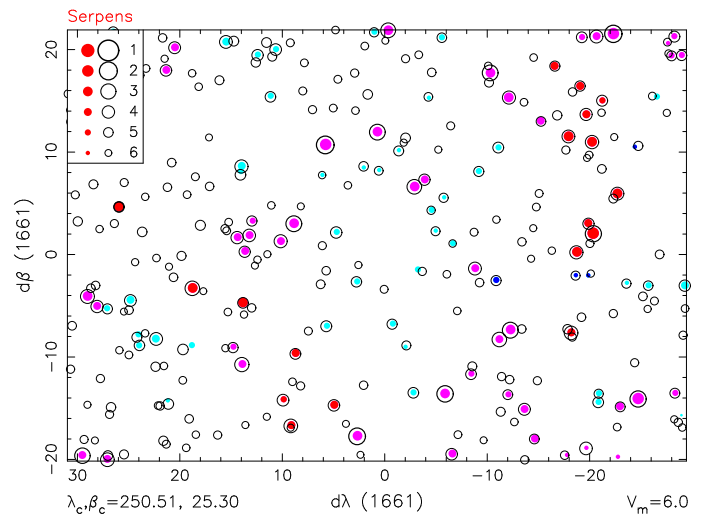


Fig. C.46. Serpens

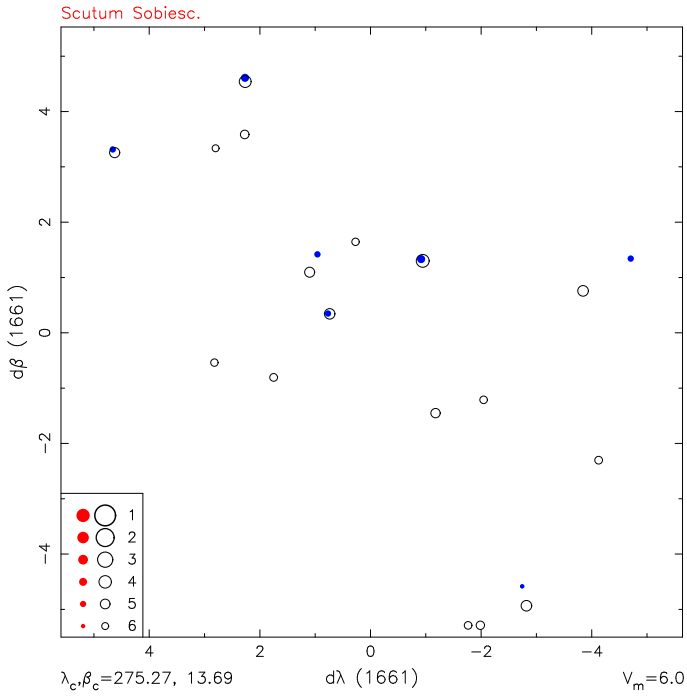


Fig. C.47. Scutum Sobiescanum

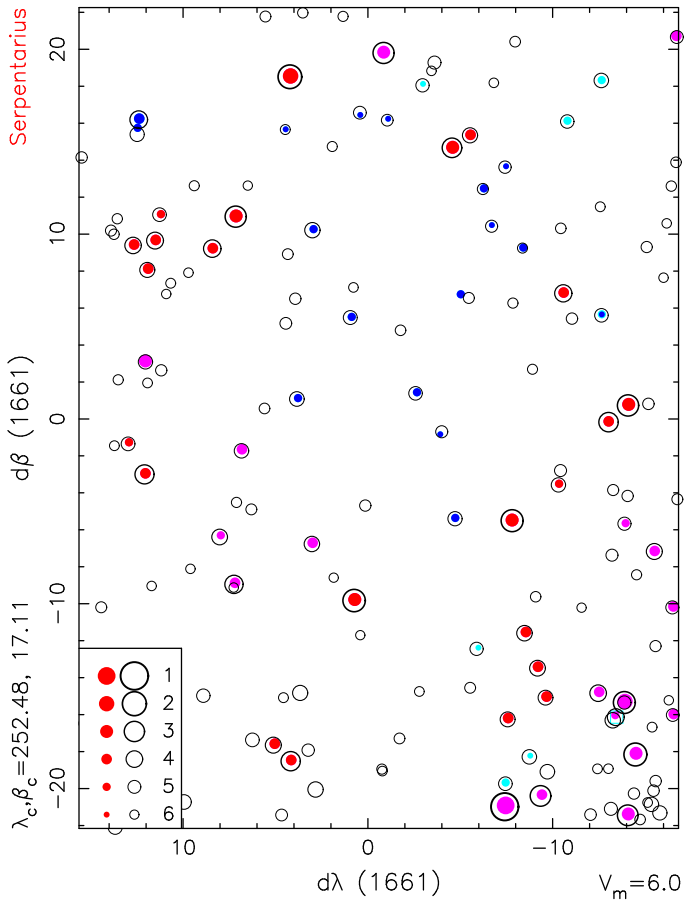


Fig. C.48. Serpentarius

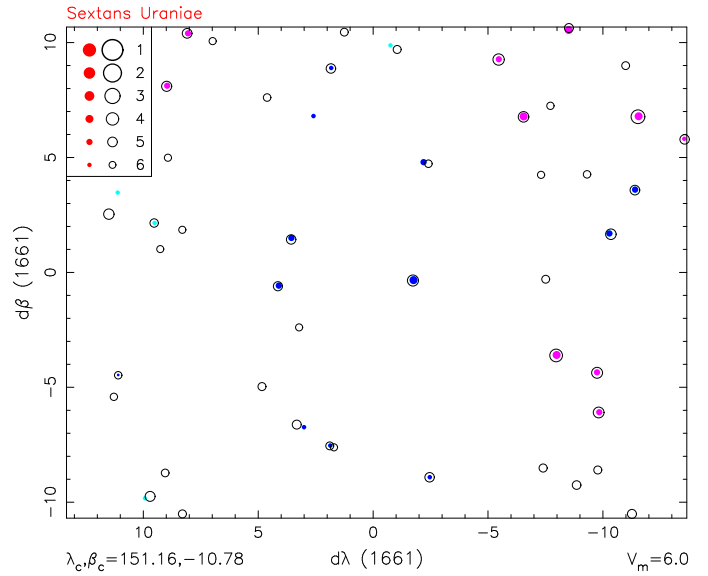


Fig. C.49. Sextans Uraniae

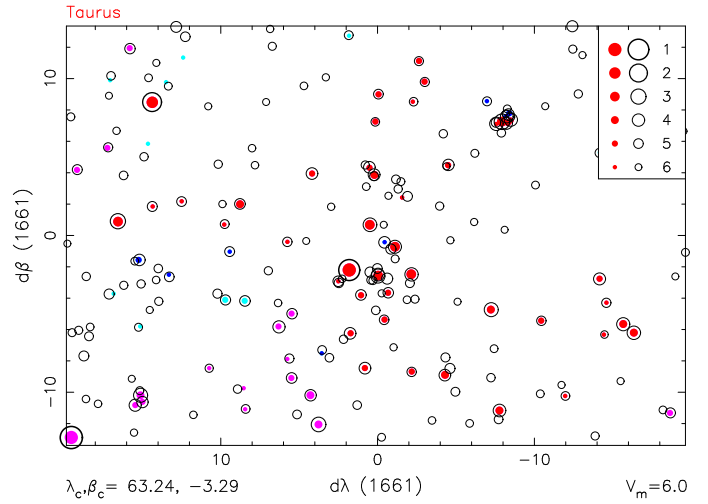


Fig. C.50. Taurus; for Pleiades see Fig. A.1.

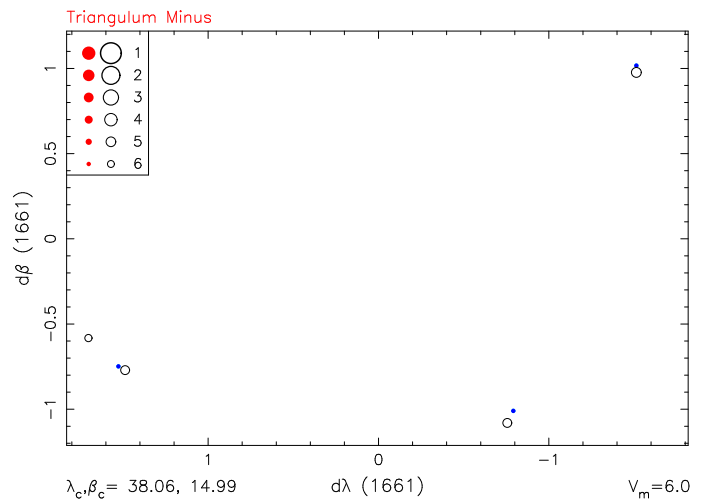


Fig. C.51. Triangulum Minus

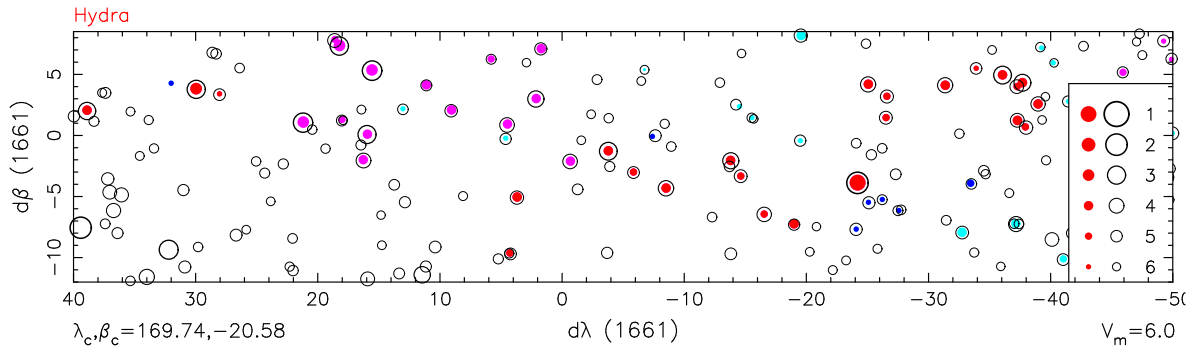


Fig. C.57. Hydra

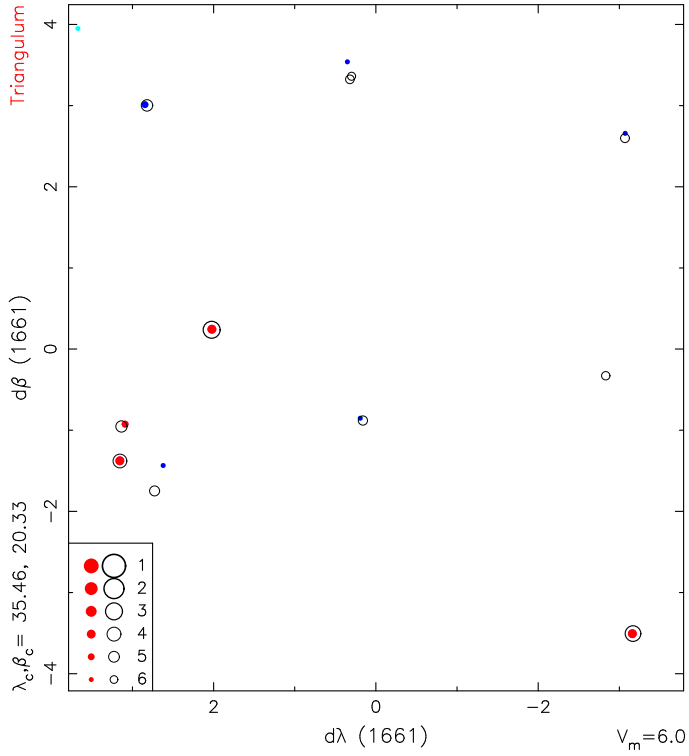


Fig. C.52. Triangulum Maius

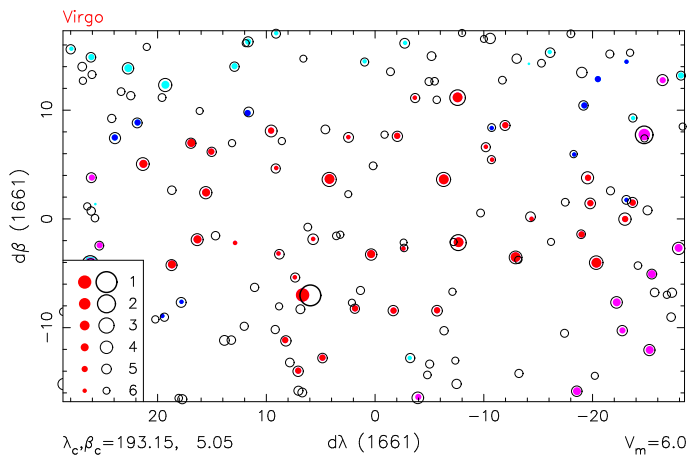


Fig. C.53. Virgo

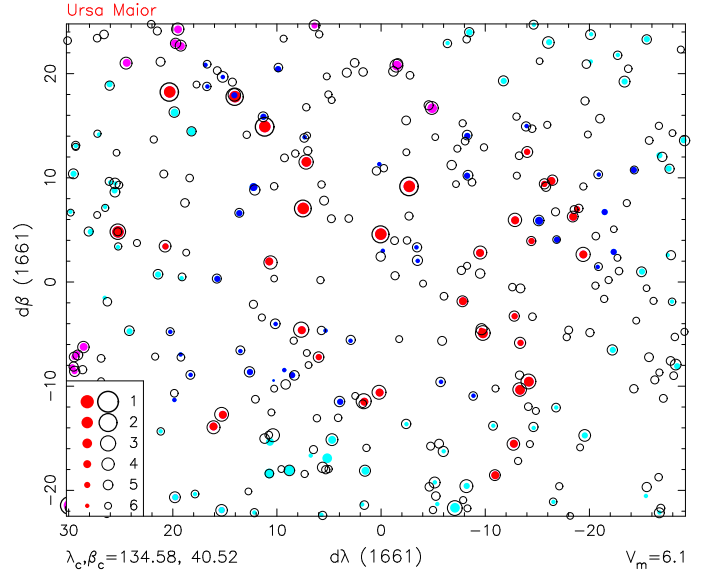


Fig. C.54. Ursa Maior

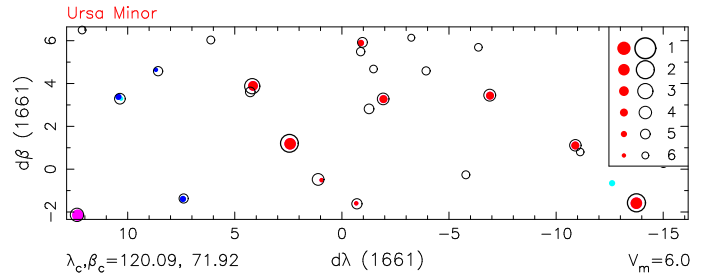


Fig. C.55. Ursa Minor

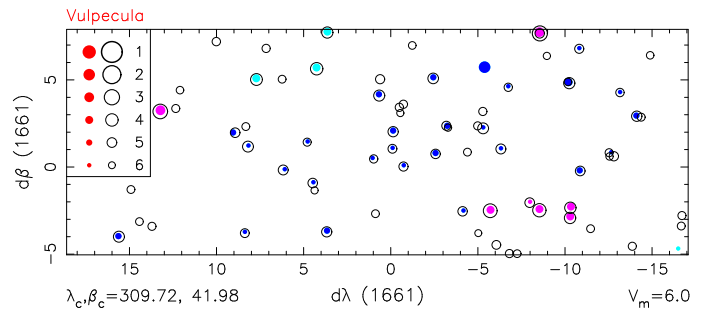


Fig. C.56. Vulpecula