

# Structurally driven metamagnetism in MnP and related *Pnma* compounds

Z. Gercsi and K.G. Sandeman

*Dept. of Physics, Blackett Laboratory, Imperial College London, London SW7 2AZ UK*

We investigate the structural conditions for metamagnetism in MnP and related materials using Density Functional Theory. A magnetic stability plot is constructed taking into account the two shortest Mn-Mn distances. We find that a particular Mn-Mn separation plays the dominant role in determining the change from antiferromagnetic to ferromagnetic order in such systems. We establish a good correlation between our calculations and structural and magnetic data from the literature. Based on our approach it should be possible to find new Mn-containing alloys that possess field-induced metamagnetism and associated magnetocaloric effects.

PACS numbers: 75.30.Sg, 75.30.Kz, 75.80.+q, 75.30.Et

## I. INTRODUCTION

The magnetocaloric effect (MCE) is the change of temperature of a material in a changing magnetic field, and was first observed in iron by Emil Warburg<sup>1</sup>. It has until now been exploited in paramagnetic salts as a means of cooling below the temperature of liquid Helium. However, the high global warming potential of conventional HFC refrigerants<sup>2</sup> and the large fraction of energy used for cooling are concerns that currently fuel interest in such "magnetic cooling" as a high-efficiency solid-state method of refrigeration close to room temperature. In recent years much of the search for viable room temperature magnetic refrigerants has focused on low cost transition metal-rich compounds that possess first order magnetoelastic or magnetostructural phase transitions that can be driven by applied fields of the order of 1 Tesla. Most of these materials are Mn-containing ferromagnets such as Ni<sub>2</sub>MnGa<sup>3</sup>, R<sub>1-x</sub>Mn<sub>x</sub>MnO<sub>3</sub><sup>4</sup>, MnAs<sup>5</sup> and MnFe(As,P)<sup>6</sup>. The observation of MCEs during order-order transitions (in metamagnets) is more rare and the main examples of large effects near room temperature are in FeRh<sup>7</sup>, CoMnSi<sup>8</sup> and Ni<sub>2</sub>MnSn<sup>9</sup>. In some ways metamagnets offer a natural route to the desirably elevated MCEs associated with a first order, rather than continuous magnetic transition. However, there are few metamagnets examined for their MCE that have not already been synthesised for other reasons. In this paper, we focus on MnP-type (*Pnma* space group) binary and ternary orthorhombic materials and in particular on what structural factors support antiferromagnetic order and field-induced metamagnetism. Our motivation is to allow prediction of new materials that may have large MCEs.

The appearance of rich magnetic features with peculiar non-collinear (NC) magnetism such as fan, helical or cycloidal spin structures observed in MnP-type binary and the related XMnZ (TiNiSi-type) ternary alloys has engaged the interest of both theoreticians and experimentalists for several decades<sup>10-12</sup>. In what we term the "prototype" MnP binary alloy, the appearance of the so-called "double-helix" spiral state has been the subject of several studies. This is a state in which two pairs of

Mn atoms in each cell take on the same helical wavevector, but with a fixed phase difference between the pairs. Gribanov and Zavadskii<sup>13</sup> ascribed the occurrence of the magnetic double helix in MnP-type phases to the existence of indirect double exchange coupling. Based on an analysis of the energy stability of helimagnetic spin arrangements, Fjellvåg et al. discussed the possibility of a metamagnetic transition by purely carrier localization with no changes in structural parameters.<sup>14</sup> The complicated crystal structure of MnP is, however, a serious obstacle to a complete analysis of magnetic exchange integrals based on Goodenough's double exchange<sup>15</sup>. Kallel et al.<sup>11</sup> concluded that the presence of high ratios of antisymmetric to symmetric exchange is necessary to observe helical structures. They constructed a model with exchange integrals from only the nearest and second-nearest Mn-separations taken into account. Dobrzynski et al.<sup>16</sup> argued that it is necessary to consider the relation of exchange interactions with up to the 7th nearest neighbours in order to account for the magnetic structure of MnP. In TiNiSi-type ternaries, a similar complexity emerges. Studies of Co<sub>x</sub>Ni<sub>1-x</sub>MnGe have similarly forecast the need to consider up to 8 exchange interactions, especially when a non-zero moment is present on the Co site<sup>12</sup>.

Despite extensive studies of the formation of non-collinear magnetic phases in MnP-based materials, no simple, guide-like explanations have been deduced that may allow the design of new materials with a field-induced metamagnetic transition near to room temperature. In this article, we compare our theoretical calculations, which use density functional theory (DFT), with experimental findings to depict the most important structural parameters for practical material design. Our observations of high MCE and giant magneto-elastic coupling in CoMnSi<sup>8,17</sup> and the rich variety of materials in the literature that take on the MnP (or TiNiSi) structure<sup>18</sup> motivate our study of metamagnetism in the MnP class.

The paper is organised as follows: in sec. II, the underlying *Pnma* crystal structure is introduced together with the details of our computational method. Sec. III describes the results of ab-initio electronic calculations

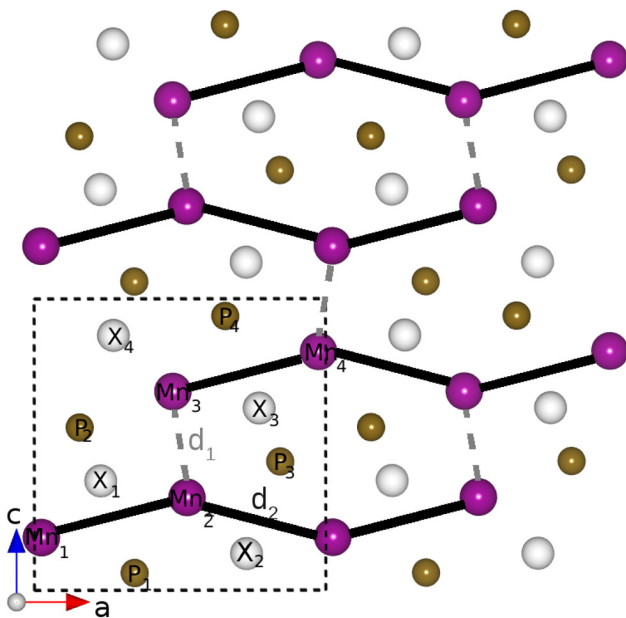


Figure 1: (X)MnP-type ( $Pnma$ , 62) orthorhombic structure (the diagram was visualized using VESTA<sup>19</sup>). The dominant  $d_1$  and  $d_2$  Mn-interatomic distances are constructed with dashed and solid lines, respectively.

based on DFT theory. We will show that the ferromagnetic structure of the prototype MnP binary alloy would undergo a change in its magnetic state as a result of isodirectional lattice expansion. This change, however can also be realised by chemical pressure through alloying as is demonstrated in Sec. IV. Examples from the literature for both 3d transition metal addition as well as p-block partial replacement in MnP will be discussed. In Sec. V, we extend this analysis to other Mn-based ternary (TiNiSi structure) compositions that crystallize in the  $Pnma$  space group. Finally, we summarise the practical factors that can scale the crystal structure into the regime where a change of magnetic state can be expected.

## II. CRYSTAL STRUCTURE AND COMPUTATIONAL DETAILS

### A. Crystal Structure

The orthorhombic crystal structure of MnP ( $Pnma$ , 62) is shown in Fig.1 with unit cell dimensions  $a=5.268$  Å,  $b=3.172$  Å and  $c=5.918$  Å at room temperature. Both the Mn and the P element occupy the 4c ( $x, \frac{1}{4}, z$ ) crystallographic positions with  $x_{Mn} = 0.0049(2)$ ,  $z_{Mn} = 0.1965(2)$  and  $x_P = 0.1878(5)$ ,  $z_P = 0.5686(5)$ <sup>20</sup>. The orthorhombic structure can be regarded as a distortion from the higher symmetry hexagonal NiAs ( $P6_3/mmc$ , 194) type structure with the atomic positions of Ni (4c) shifted from  $x_{Ni} = 0$ ,  $z_{Ni} = \frac{1}{4}$  to the  $x_{Mn}$ ,  $z_{Mn}$  positions and the As (4c) atoms moved from

Base atoms	$Mn_1$	$Mn_2$	$Mn_3$	$Mn_4$
Interatomic distance	$d_2$		$d_2$	
	$d_1$			
FM	$\Rightarrow$	$\Rightarrow$	$\Rightarrow$	$\Rightarrow$
AFM1	$\Rightarrow$	$\Rightarrow$	$\Leftarrow$	$\Leftarrow$
AFM2	$\Rightarrow$	$\Leftarrow$	$\Leftarrow$	$\Rightarrow$
AFM3	$\Rightarrow$	$\Leftarrow$	$\Rightarrow$	$\Leftarrow$

Table I: Possible collinear magnetic configurations of  $Mn_{1-4}$  in a single unit cell of MnP and their relation to  $d_1, d_2$  inter-Mn distances.

$x_{Ni} = \frac{1}{4}$ ,  $z_{Ni} = \frac{7}{12}$  to  $x_P$  and  $z_P$ . Furthermore the two structures can be related as follows:  $b_{ortho} = a_{hex}$  and  $c_{ortho} = \sqrt{3} \times a_{hex}$ . One direct extension of the MnP-type binary structure is the TiNiSi-type ternary, with the occupation of an additional atomic species at a general 4c crystallographic position as shown in gray in Fig. 1. Therefore in the case of a general XMnP alloy, the number of minimal basis atoms is 4 for each species in the unit cell and assigned as  $Mn_{1-4}$  and  $P_{1-4}$  for a binary with an additional  $X_{1-4}$  element in case of a ternary alloy in Fig. 1. In addition, the two smallest Mn-Mn distances, the focus of our attention in later sections, are denoted as  $d_1$  and  $d_2$ .

### B. Computational Details

The electronic structure calculations were carried out using the VASP code, based on density-functional theory (DFT)<sup>21</sup>. Site-based magnetic moments were calculated using the Voskown analysis within the general gradient approximation (GGA) scheme. We used the minimal, 8 atom basis supercell for the binary MnP alloy with 4 Mn atoms and 4 P atoms on the 4c crystallographic positions, respectively to calculate the total energies of the ferro-, antiferro-, and non-magnetic states. The accurate DoS with high density of k-grid of 21, 19, 21 points along the a, b and c-axes were used, respectively. The spin-orbit interaction was turned off during the calculations and only collinear magnetic configurations were considered. The energy convergence criterion was set to  $10^{-7}$  eV during the energy minimization. Where applied, the expansion and compression of lattice parameters were realized isotropically.

## III. RESULTS: MNP

As outlined in Section I, MnP exhibits complex non-collinear ferromagnetic features including low temperature screw and conical magnetic structures, depending upon the axis of magnetisation. These transform into collinear ferromagnetism at higher applied fields and temperatures<sup>22</sup>. The collinear ferromagnetic state is stable above  $T > 47$  K and it has a Curie temperature

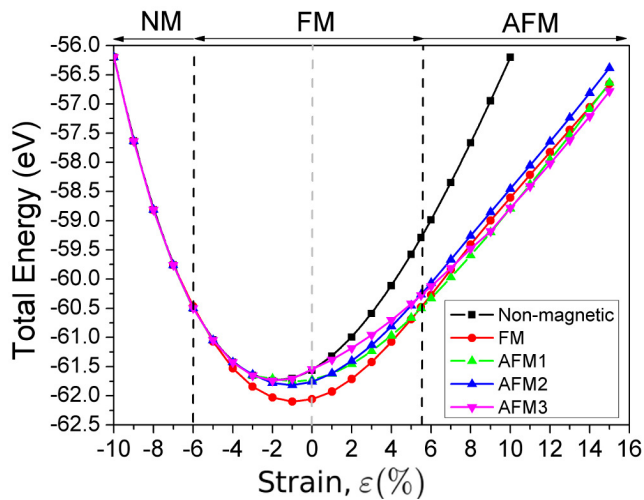


Figure 2: (Color online) Total energy of non-magnetic (NM), ferromagnetic (FM) and antiferromagnetic (AFM) solutions as a function of isotropic lattice expansion and compression in MnP.

of  $T_c = 290 \text{ K}^{23}$ . Such peculiar non-collinear magnetism was explained using spin wave theory<sup>22,23</sup> and was more recently ascribed to the influence of magnetocrystalline anisotropy<sup>24</sup>. There have been several theoretical studies of both the magnetism and crystal symmetry of MnP. The first theoretical work based on augmented plane wave (APW) theory reported ferromagnetic ground state with moments of  $1.2\mu_B/\text{f.u.}$ <sup>25</sup>, in good agreement with the experimental value of  $1.29\mu_B$ <sup>22</sup>. Focussing on the possibility of NiAs-MnP structural distortion, Tremel et. al. showed the importance of direct and indirect metal-metal bonding due to a second-order Jahn-Teller type distortion within a tight-binding (TB) approach<sup>26</sup>. They found that the stabilization of the lower symmetry MnP phase over the hexagonal one is due to an increased metal-metal interaction, which results in a lower density of states at the Fermi level. Spin polarized calculations on the stability of the orthorhombic phase over the hypothetical NiAs and zincblende-type ones in MnP was recently also investigated<sup>27,28</sup> and found good agreement with experimental lattice values.

In this article, we fix the lattice type as  $Pnma$  as found experimentally and concentrate on the electronic and magnetic properties of the prototype MnP binary alloy. We calculate the effect of isotropic lattice expansion and compression on non-magnetic (NM), ferromagnetic (FM) and antiferromagnetic (AFM) solutions in order to find the critical lattice parameters where the crossover from one magnetic state into another can occur. For this study a single unit cell consisting of 8 atoms (4 Mn and 4 P) is used, which allows three different collinear antiferromagnetic configurations (AFM1, AFM2 and AFM3) and a collinear ferromagnetic (FM) one to be constructed, as show in Table I.

Fig. 2 shows the calculated total energies of the con-

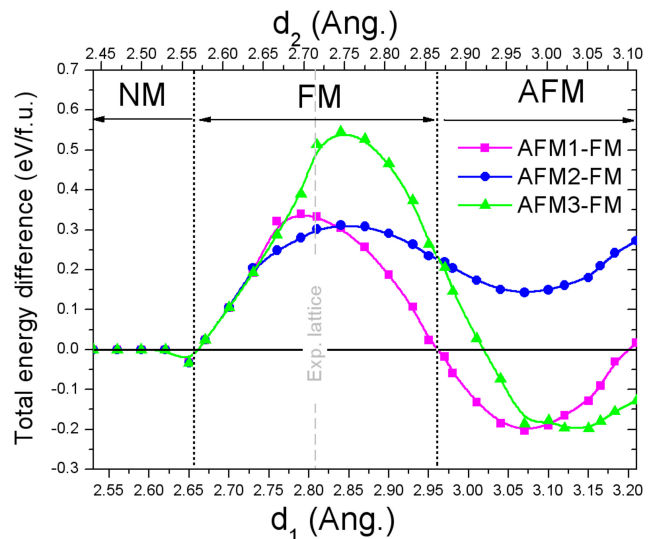


Figure 3: (Color online) Difference between the total energies of antiferromagnetic (AFM) and ferromagnetic (FM) solutions in MnP as a function of  $d_1$  and  $d_2$ , the two shortest Mn-Mn separations. AFM configurations become stable where  $\Delta E_{AFM-FM} < 0$ . The vertical dashed line represents the experimental (strain-free,  $\varepsilon = 0$ ) Mn-separation values.

verged solutions as a function of isotropic lattice expansion and shrinkage. As is reflected from the figure, the collinear ferromagnetic state is predicted to be energetically most favorable in accordance with experimental observations (above 47 K) in the range  $-0.06 \lesssim \varepsilon \lesssim 0.05$ . Under severe compression ( $\varepsilon \lesssim -0.06$ ), where the closest Mn-Mn atomic distance is  $d_2 \lesssim 2.55 \text{ \AA}$ , no spontaneous magnetisation is stable in the broad overlapping  $3d$  bands and the calculations find convergence instead in non-magnetic solutions. On the other hand, with lattice expansion, antiferromagnetic groundstates can become more stable than the ferromagnetic one, as indicated by the crossover of the total energy line of AFM1 around  $\varepsilon \approx 0.05$  in Fig. 2. Further lattice expansion leads to the AFM3 configuration becoming the most stable one above  $\varepsilon \gtrsim 0.11$  ( $d_2 \lesssim 3.00 \text{ \AA}$ ). Notably, AFM2 is never favored.

The relative stability of the different magnetic ground states becomes more evident if the differences between the energies,  $E_{Tot}$  of AFM and FM states are compared ( $\Delta E_{Tot} = E_{AFM} - E_{FM}$ ). By this comparison, a non-FM state becomes most favourable when it has the most negative value of  $\Delta E_{Tot}$ . In Fig. 3, the regions of stability of the different magnetic states are shown as a function of Mn-Mn distance. The FM state is most stable for intermediate deformations whilst the non-magnetic mode and AFM modes become favored at high compression and at high strain respectively. Considerable magnetic moment was found only on the Mn site ( $M_{Mn}$ ) as a result of exchange splitting of the d-orbitals with relatively insignificant magnetic moments,  $M_P < 0.1\mu_B$ , on the sites of P atoms. Figure 4 shows the magnetic moment of Mn atoms in the different magnetic states as a function of

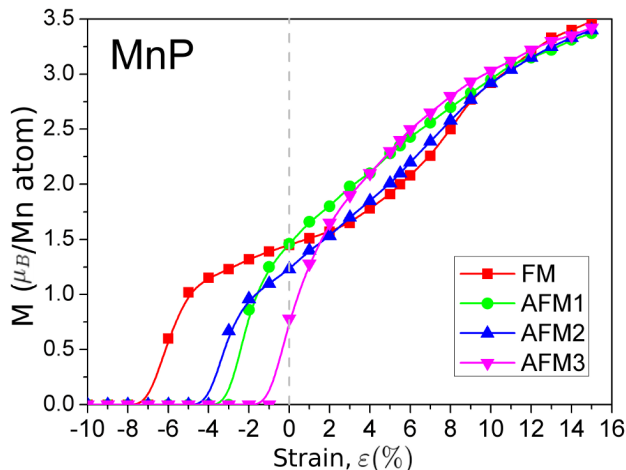


Figure 4: (Color online) Mn magnetic moment vs. strain for different magnetic states in MnP (see Table I).

lattice size. In the compressed lattice region (left part of Figs. 3 and 4) the close proximity of Mn atoms causes a strong overlap of their  $d$ -orbitals, resulting in broad  $d$ - $d$  hybrid bands that cannot support spontaneous magnetisation. The magnetisation that grows with lattice expansion can be interpreted as a result of smaller  $d$ - $d$  overlapping that makes the  $d$ -orbitals of Mn atoms more localized. This  $d$ -orbital localization then enhances the exchange splitting of the Mn  $d$  states reflected in the increased magnetic moments.

In a compressed unit cell the  $p$ - $d$  hybridization of P and Mn atoms can also lower the  $d$ - $d$  exchange interaction, reducing the magnetic moments. The enhanced exchange splitting with increased cell size is demonstrated in Fig. 5b (bottom), which shows the total density of states (DOS) of the ferromagnetic MnP. In the equilibrium volume ( $\varepsilon = 0$ ), the main peaks of Mn  $d$ -band in the majority and minority states are separated by 0.9 eV, which increases to 1.5 eV for the lattice with  $\varepsilon = 0.055$  lattice expansion. Simultaneously, there is an increase of the total density of states at the Fermi level,  $N_{Tot}(E_F) = N_{\downarrow}(E_F) + N_{\uparrow}(E_F)$  in the FM state from  $N_{Tot}(E_F) = 5.3$  to 5.9 states/eV/f.u. However, a lowering of the DOS of the AFM1 configuration from  $N_{Tot}(E_F) = 5.1$  to 1.8 states/eV/f.u. can be seen, which suggests that the AFM phase is energetically more favorable Fig. 5a (top).

In the next sections, we will show that our stability plot (Fig. 3), calculated for the binary MnP alloy can be used to predict the stability of AFM or FM states in other (X)MnZ type binary and ternary alloys with the same ( $Pnma$ , 62) structure.

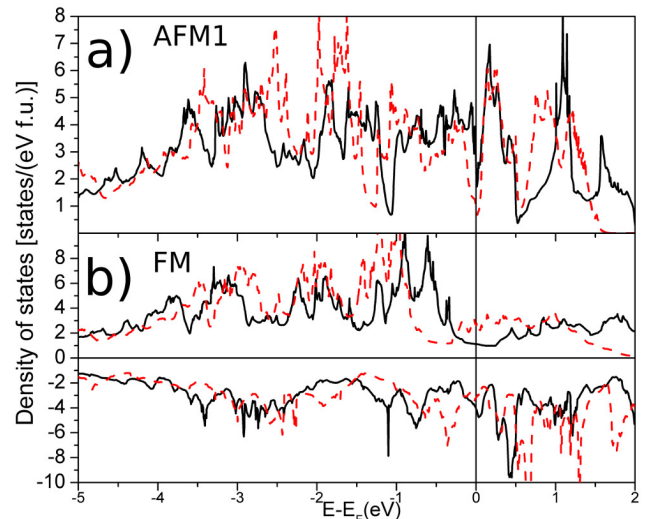


Figure 5: (Color online) Density of states for binary MnP alloy. The total density of states at the Fermi level ( $N_{Tot}(E_F)$ ) decreases for antiferromagnetic (AFM1) configurations (a) with lattice expansion from  $\varepsilon = 0$  (solid line) to  $\varepsilon = 0.055$  (dashed line), while an opposite tendency is observed in (b) for FM alignment .

#### IV. IMPLICATIONS FOR $XMnP$ AND $Mn(P,Z)$

##### A. $(Fe,Co)MnP$

A direct extension of the binary MnP alloy is the ternary FeMnP. The Fe atoms can occupy another 4c site without changing the orthorhombic crystal symmetry. Interestingly, the addition of iron atoms to the ferromagnetic MnP results in a commensurate non-collinear AFM structure with  $T_N = 340$  K. The magnetic unit cell is twice as large as the structural one, being doubled along the  $c$ -axis with magnetic moments of  $M_{Mn} = 2.6\mu_B$  and  $M_{Fe} = 0.5\mu_B$  lying in the  $ab$ -plane<sup>29</sup>. The antiferromagnetism of the system can be explained by means of the stability plot drawn for MnP in Fig. 3. The added Fe atoms cause an expansion in lattice dimensions, leading to an increase in both  $d_1$  and  $d_2$  inter-Mn separations into the regime where AFM coupling is stable. The resulting  $d_1 = 3.05$  Å distance is in the proximity of the region where both AFM1 and AFM3 collinear configurations are close to the lowest point in total energy, which indicates the trend to a complex non-collinear AFM ground state.

The dominant effect of the nearest Mn-Mn distances in determining the magnetic nature of these alloys becomes more pronounced with the investigation of the pseudo-ternary  $(Co,Fe)MnP$  composition.  $(Fe_{1-x}Co_x)MnP$  alloys exhibit complex magnetic properties ranging from non-collinear AFM for  $x = 0$  through temperature-induced metamagnetism for  $0.5 \lesssim x \lesssim 0.8$  to collinear FM structure above  $x \gtrsim 0.8$ <sup>30</sup>. Extensive theoretical work based on KKR-CPA calculations by Zach et. al.<sup>31</sup> tentatively

explained the  $N_{Tot}(E_F)$  to be partially accountable for the metamagnetic transition. Their investigation on various collinear AFM configurations found a formation of a 'pseudogap' between the conduction and valence electron bands with Co addition, which results in a lowering of  $N_{Tot}(E_F)$  similar to that in the strained MnP alloy of the previous Section (Fig. 5).

The same authors have also tried to associate the observed magnetic states to changes in crystal structure. They found the measured Mn-(Fe,Co) and (Fe,Co)-(Fe,Co) inter-atomic distances to be fairly independent of temperature. The metamagnetic transition is observed in the region where  $2.90 \text{ \AA} \lesssim d_1 \lesssim 2.95 \text{ \AA}$  and  $3.15 \text{ \AA} \lesssim d_2 \lesssim 3.16 \text{ \AA}$  with a change much more visible in the  $d_1$  distance as Fe is partially replaced by Co when compared to the change in  $d_2$ . In Fig. 6, the inter-atomic Mn-Mn distances ( $d_1, d_2$ ) in the pseudo-ternary  $(\text{Fe}_{1-x}\text{Co}_x)\text{MnP}$  alloy are plotted as a function of effective atomic radius. Here the effective atomic radius is defined as  $R_{eff} = x \times R_{Co} + (1-x) \times R_{Fe}$ , where  $x$  is the concentration,  $R_{Co}$  is the atomic radius of the Co atom (152 pm) and  $R_{Fe}$  is the atomic radius of Fe atom (156 pm), respectively. The metamagnetic transition temperature ( $T_t$ ) shows a strong dependence on Co concentration. It has a value of  $T_t \approx 300 \text{ K}$  at  $x \approx 0.5$  and is completely suppressed at  $x \approx 0.8^{30}$ . Comparison of the interatomic distances with those seen in the MnP stability plot of Fig. 3 shows a remarkably good agreement between the theoretically expected and the experimentally found regime of AFM-FM metamagnetism. As the  $d_1$  interatomic Mn distance is increased above  $\sim 2.95 \text{ \AA}$  the overall structure is shifted into the region where antiferromagnetism is the dominant state. This change of magnetism can also be achieved by partial replacement of the p-block element as demonstrated in the next section.

### B. $\text{MnAs}_{1-x}\text{P}_x$

The ternary  $\text{MnAs}_{1-x}\text{P}_x$  alloy is another example of metamagnetism and has been extensively studied by Fjellvåg et. al. in the  $0 < x < 0.20$  composition range<sup>14</sup>. Its rich magnetic and structural phase diagram includes the occurrence of a magneto-structural transition between hexagonal FM and paramagnetic (PM) orthorhombic phases around room temperature for  $x < 0.025$ . That transition, in the related material in  $\text{Mn}_{1-x}\text{Fe}_x\text{As}$ , recently attracted much attention due to the claims, now disputed, of an anomalously high MCE<sup>32</sup>. However, the interest in the origin of the crystal symmetry change is long-standing. Initially, Goodenough and co-workers associated the transition of electron states of Mn atoms from high-spin to low-spin to the change of lattice structure from hexagonal to orthorhombic in  $\text{Mn}(\text{P,As})$ <sup>33</sup>. Recently, Rungger and Sanvito using detailed ab-initio electronic structure analysis found that if antiferromagnetic alignment in the basal plane of the hexagonal structure is imposed, the orthorhombic structure becomes more

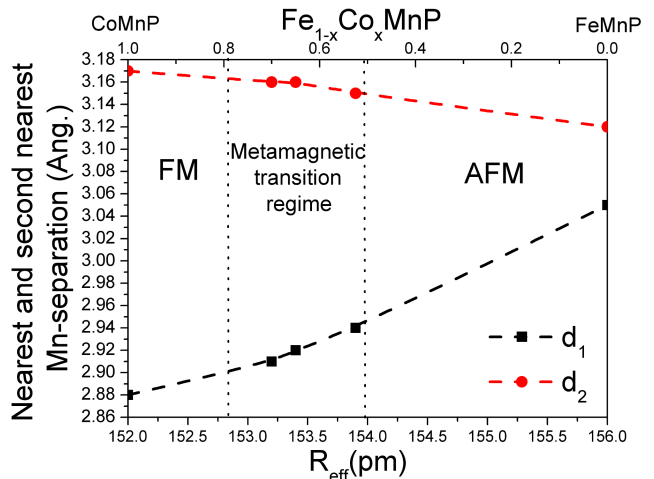


Figure 6: (Color online) Experimentally observed Mn-Mn distances ( $d_1, d_2$ ) in  $(\text{Fe}_{1-x}\text{Co}_x)\text{MnP}$  pseudo-ternary alloy at 100 K (after<sup>30</sup>). Antiferromagnetism becomes stable as  $d_1$  increases above  $\sim 2.95 \text{ \AA}$ , in line with our calculations on MnP in Fig. 3. Temperature-induced metamagnetism is seen for  $0.5 \lesssim x \lesssim 0.8$ .

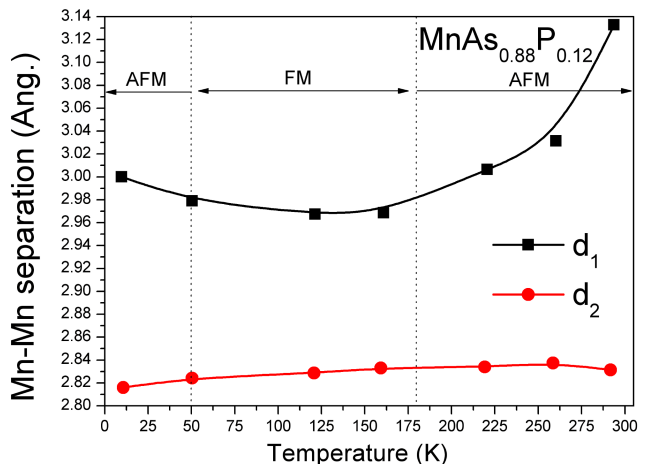


Figure 7: Temperature evolution of the two shortest Mn-Mn distances ( $d_1, d_2$ ) in ternary  $\text{MnAs}_{0.88}\text{P}_{0.12}$  pseudo-ternary alloy as found experimentally<sup>14</sup>. In accordance with Fig. 3 the AFM state is stabilised when  $d_1$  is greater than  $\sim 2.95\text{-}2.98 \text{ \AA}$ .

stable<sup>34</sup>.

As with MnP case, we focus on magnetism within the orthogonal,  $Pnma$  structure. Compositions around  $x \approx 0.10$  show complex magnetic behaviour with dominant  $H_a$ -type<sup>35</sup> helicoidal AFM spin arrangement at low temperature that reappears at high temperatures with a transient collinear FM configuration in between. Fjellvåg and co-workers recognised the major importance of the shortest Mn-Mn separations and used neutron diffraction to map them as a function of temperature. Fig. 7 reproduces the temperature dependence of  $d_1$  and  $d_2$  that they found in  $\text{MnAs}_{0.88}\text{P}_{0.12}$ . Interestingly, while

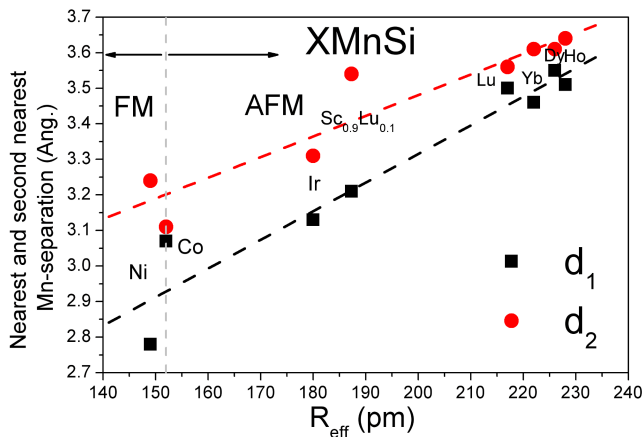


Figure 8: (Color online) Mn-Mn separation ( $d_1, d_2$ ) observed in XMnSi ternary alloys, as a function of effective X atomic radius (low temperature data)<sup>17,36–39</sup>. Dashed lines are fitted linearly to data and are only a guide to the eye.

the shortest Mn-Mn separation stays nearly constant at around  $d_2 \sim 2.85$  Å, the  $d_1$  distance shows remarkable agreement with Fig. 3: the ferromagnetic configuration shows stability over the helicoidal AFM one between  $50 \text{ K} \lesssim T \lesssim 180 \text{ K}$  where  $d_1$  stays below 2.95–2.98 Å. Although a direct extension of our 0 K stability criteria to finite temperatures is ambitious, the temperature dependent magnetic behaviour of  $\text{MnAs}_{0.88}\text{P}_{0.12}$  suggests that the criteria we have found can be applied more generally.

The materials systems in this section exhibit a broad range of  $d_2$  values from 2.81 Å in  $\text{MnAs}_{0.88}\text{P}_{0.12}$  to 3.17 Å in  $(\text{Fe}_{1-x}\text{Co}_x)\text{MnP}$ . Simultaneously,  $d_2$  changes from being the shortest to the second shortest Mn-Mn separation. Despite this change, the variety of magnetic states found in these materials seem to be well described by critical values of  $d_1$  only, as derived from our magnetic stability plot for MnP. In the following sections, we will further extend our analysis of this plot to XMnZ-type ternary alloys with the same orthorhombic structure. The importance of the  $d_1$  parameter in such materials will also become apparent.

## V. IMPLICATIONS FOR XMnZ-TYPE ALLOYS

### A. XMnSi

There is a fairly large number of XMnSi-type alloys that crystallize in the  $Pnma$  orthorhombic structure<sup>18,36–38</sup>. However, many X elements are lanthanoids of large atomic size that result in considerable expansion of the lattice. The shortest and second shortest Mn-separations are plotted in Fig. 8. The high atomic radius lanthanides cause a large expansion of the  $Pnma$  structure and increased Mn-Mn separation, stabilising the experimentally-found AFM states in accordance with Fig. 3.

The first member of the series in which metamagnetism is observed is CoMnSi. A field-dependent metamagnetic transition from a AFM helical state to a high magnetisation state was first reported in this composition by Nizioł and co-workers<sup>40</sup>. The transition temperature can be dependent on sample preparation, and was found to range from 207 K to 365 K. The peculiar and complex magnetic structure has been the subject of several investigations<sup>12,40</sup>. Early neutron diffraction studies found that a small magnetic moment is also developed on the Co atoms ( $\sim 0.3\mu_B$ ) in addition to the major magnetic contribution from the Mn ( $\sim 2.2\mu_B$ )<sup>40</sup>. The resulting high saturation magnetisation ( $\sim 120 \text{ emu/g}$  at room temperature) and field-sensitive metamagnetic transition of the alloy makes it of interest as a potential room temperature magnetic refrigerant. We previously reported a magnetic field-induced isothermal entropy change ( $\Delta S$ ) up to  $\sim 7 \text{ JK}^{-1}\text{kg}^{-1}$  around room temperature for this alloy<sup>8</sup> and substituted variants<sup>41,42</sup>. Recently, unusual negative thermal expansion along the a-axis of the lattice was also observed using high resolution neutron diffraction<sup>17</sup> and in the absence of an applied magnetic field a crossover in  $d_1$ , and  $d_2$  is observed. In the above examples, and in those to follow, the critical value of  $d_1$  parameter seems to predict well the change from FM to AFM order (around 2.95 Å). This value, however, is probably slightly increased in the case of CoMnSi, and might be associated with the additional exchange competition among the Co-Co and Co-Mn pairs, compared to the binary MnP-type alloys. As stated above, Nizioł et. al. identified up to 8 important magnetic interactions responsible for the overall magnetic properties<sup>12</sup>.

The end member of the XMnSi series from Fig.8 is NiMnSi, a ferromagnet with  $d_1 = 2.78$  Å and  $d_2 = 3.24$  Å at 80 K<sup>37</sup>. The interpretation of the ferromagnetism of this ternary is apparent from the previous examples; a structure that accumulates the smaller Ni atom as a replacement for Co brings the lattice into the zone where FM coupling of Mn-Mn atoms is more stable. In the following section we show that metamagnetic behaviour in more general XMnZ-type  $Pnma$  structures can also be designed by the partial replacement of the p-block elements.

### B. NiMnGe<sub>1-x</sub>Si<sub>x</sub>

Using the only ferromagnetic example from the previous section, we now demonstrate that a stable AFM phase can be re-introduced even in the NiMnSi alloy by the increase of lattice dimensions with larger p-block elements. Just as with the pseudo-binary  $\text{MnAs}_{1-x}\text{P}_x$  in subsection IV B, partial replacement of Si by Ge does not alter the overall valence electron number of the structure. The NiMnGe<sub>1-x</sub>Si<sub>x</sub> system was studied thoroughly by Bazela et. al.<sup>37</sup> and complex magnetic behaviour was observed. Three regions with different types of magnetic ordering were identified as a function Si concentration:

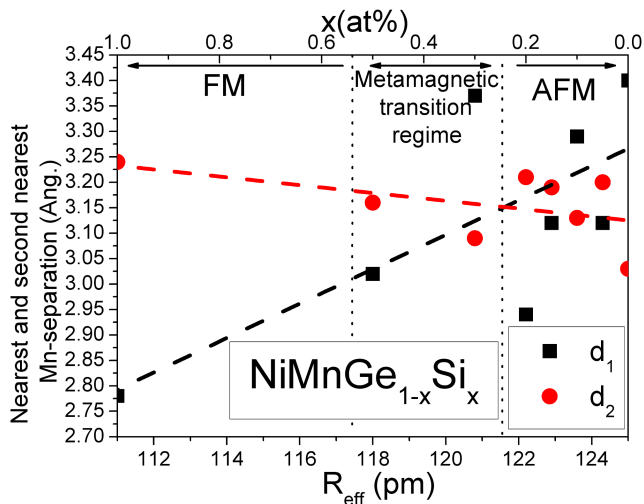


Figure 9: (Color online) Evolution of the two shortest Mn-Mn distances ( $d_1, d_2$ ) in pseudo-ternary  $\text{NiMnGe}_{1-x}\text{Si}_x$  as a function of composition at 80 K. Field-induced metamagnetism is reported within the range  $0.25 \lesssim x \lesssim 0.55$ <sup>37</sup>.

helical AFM ( $0 \leq x \lesssim 0.25$ ), AFM-FM type (NC) metamagnetic ( $0.3 \lesssim x \leq 0.55$ ) and collinear FM with  $0.55 \lesssim x \leq 1$ .  $d_1$  and  $d_2$  are plotted as a function of Si concentration (top scale) and effective atomic radius,  $R_{eff}$  (bottom scale) in Fig. 9. The lack of reported experimental error in the structural parameters derived from neutron diffraction data<sup>37</sup> only allow us to plot a linear fit line over the data points as a guide to the eye. The validity of the stability plot calculated for MnP in Fig. 3, however, is once again manifest for such pseudo-ternary  $\text{NiMnGe}_{1-x}\text{Si}_x$  compositions: a collinear FM state is stable for  $d_1$  values below  $d_1 \lesssim 2.95$  Å and gives way to AFM states for  $d_1 \gtrsim 2.95$  Å with increasing effective atomic size (Ge concentration).

## VI. CONCLUSIONS

We have investigated the occurrence of AFM and FM states in Mn-based orthorhombic ( $Pnma$ , 62) alloys. Using DFT theoretical calculations based on the prototype MnP binary composition, a magnetic stability plot was constructed taking into account the two shortest Mn-Mn distances ( $d_1, d_2$ ). We have correlated literature observations of different magnetic states in Mn-based  $Pnma$  alloys with this plot and have found a remarkable agreement. As a result of isotropic expansion the FM ground state is no longer stable but instead AFM coupling of the spins on the Mn atoms is predicted when  $d_1 \gtrsim 2.95$  Å and  $d_2 \gtrsim 2.88$  Å, respectively. The  $d_1$  distance seems to play the dominant role in determining the magnetic state. In most of the samples the  $d_2$  distance stays fairly constant as in the case of the (Co,Fe)MnP system or

in the temperature dependence of the  $\text{MnAs}_{0.88}\text{P}_{0.12}$  alloy. In many other cases  $d_2$  even shows the opposite tendency to  $d_1$ , as seen in  $\text{NiMn}(\text{Si,Ge})$ . The reason for these phenomena become clearer, if one examines the  $Pnma$  crystal structure in Fig. 1. The  $\text{Mn}_1$ - $\text{Mn}_2$  atoms separated by the distance  $d_2$  form a continuous chain along the a-axis. This structural feature prefers spins on these Mn sites to be coupled antiferromagnetically by superexchange through occupied valence states along Mn-P-Mn. In fact, the magnetism along the chain probably favours AFM coupling even below the critical distance of  $d_2 \approx 2.88$  Å but the theoretical calculations are based on an isotropically deformed lattice and the ratio of the a, b and c parameters for each  $\epsilon$  value have been fixed. Further calculations with anisotropically strained lattice needs to be carried out in order to clarify this point. The Mn atoms separated by the nearest-neighbour distance  $d_1$  ( $\text{Mn}_3$ - $\text{Mn}_4$ ), on the other hand, do not form a continuous chain in the lattice and so short-range direct exchange is the dominant interaction. Although the competition among direct and indirect exchanges that are also responsible for the observed non-collinearity in many of these alloys is foreseeable, the overall dominance of the direct exchange of Mn atoms along the  $d_1$  separation was not previously evident. The key role of this separation, resulting in FM coupling for  $d_1 \lesssim 2.95$  Å and AFM coupling above  $d_1 \gtrsim 2.95$  Å and its control of the overall magnetism has been shown both theoretically and by comparison of many examples from the experimental literature. Interestingly, we find this critical  $d_1$  value, derived from binary MnP, to be influenced very little by the increased 4c site occupation present in  $Pnma$  ternaries.

Based on these findings, it should be possible to design new alloys with lattice parameters tuned to a region of competition between AFM and FM states, enabling field- or temperature-driven metamagnetism. One example of such a material is  $\text{Fe}_x\text{MnP}$  with  $x \approx 0.6$ , where an Fe deficiency could reduce the lattice volume and bring  $d_1$  into the proximity of FM stability. Based on our findings we believe that there is still a large number of Mn-based ternary and pseudo-ternary alloys that can be created with metamagnetic transitions of potential interest for their magnetocaloric effect.

## Acknowledgments

The research leading to these results has received funding from the European Community's 7th Framework Programme under grant agreement 214864. K.G.S. acknowledges financial support from The Royal Society. Computing resources provided by Darwin HPC and Cambridge facilities at The University of Cambridge and the HPC Service at Imperial College London are gratefully acknowledged.

- 
- <sup>1</sup> E. Warburg, *Ann. Phys.* **13**, 141 (1881).
- <sup>2</sup> G. J. M. Velders, D. W. Fahey, J. S. Daniel, M. McFarland, and S. O. Andersen, *Proceedings of the National Academy of Sciences* **106**, 10949 (2009).
- <sup>3</sup> L. Pareti, M. Solzi, F. Albertini, and A. Paoluzi, *Eur. Phys. J. B* **32**, 303 (2003).
- <sup>4</sup> M.-H. Phan and S.-C. Yu, *J. Magn. Magn. Mater.* **308**, 325 (2007), ISSN 0304-8853.
- <sup>5</sup> H. Wada and Y. Tanabe, *Appl. Phys. Lett.* **79**, 3302 (79).
- <sup>6</sup> O. Tegus, E. Bruck, K. H. Buschow, and F. R. de Boer, *Nature* **415**, 150 (2002).
- <sup>7</sup> M. P. Annaorazov, K. A. Asatryan, G. Myalikgulyev, S. A. Nikitin, A. M. Tishin, and A. L. Tyurin, *Cryogenics* **32**, 866 (1992).
- <sup>8</sup> K. G. Sandeman, R. Daou, S. Özcan, J. H. Durrell, N. D. Mathur, and D. J. Fray, *Phys. Rev. B* **74**, 224436 (2006).
- <sup>9</sup> T. Krenke, Y. Duman, M. Acet, E. F. Wassermann, X. Moya, L. Mañosa, and A. Planes, *Nat. Mater.* **4**, 450 (2005).
- <sup>10</sup> T. Nagamiya, *Solid State Phys.* **20**, 305 (1967).
- <sup>11</sup> A. Kallel, H. Boller, and E. F. Bertaut, *J. Phys. Chem. Solids* **35**, 1139 (1974), ISSN 0022-3697.
- <sup>12</sup> S. Nizioł, A. Bombik, W. Bazela, A. Szytuła, and D. Fruchart, *J. Magn. Magn. Mater.* **27**, 281 (1982).
- <sup>13</sup> I. F. Gribanov and E. A. Zavadskii, *J. Magn. Magn. Mater.* **37**, 51 (1983), ISSN 0304-8853.
- <sup>14</sup> H. Fjellvåg, A. F. Andresen, and K. Bärner, *Journal of Magnetism and Magnetic Materials* **46**, 29 (1984).
- <sup>15</sup> J. B. Goodenough, *Magnetism and the Chemical Bond* (Interscience, New York, 1963).
- <sup>16</sup> L. Dobrzynski and A. F. Andresen, *J. Magn. Magn. Mater.* **82**, 67 (1989), ISSN 0304-8853.
- <sup>17</sup> A. Barcza, Z. Gercsi, K. Knight, and K. G. Sandeman, *cond-mat/1003.1206*.
- <sup>18</sup> G. A. Landrum, R. Hoffmann, J. Evers, and H. Boysen, *Inorganic Chemistry* **37**, 5754 (1998).
- <sup>19</sup> K. Momma and F. Izumi, *Journal of Applied Crystallography* **41**, 653 (2008).
- <sup>20</sup> S. Rundqvist, *Acta Chemica Scandinavica* **16**, 287 (1962).
- <sup>21</sup> G. Kresse and J. Furthmüller, *Phys. Rev. B* **54**, 11169 (1996).
- <sup>22</sup> A. Takase and T. Kasuya, *Journal of the Physical Society of Japan* **2**, 491 (1979).
- <sup>23</sup> Y. Todate, K. Yamasa, Y. Endoh, and Y. Ishikawa, *J. Phys. Soc. Japan* **56**, 36 (1986).
- <sup>24</sup> M. S. Reis, R. M. Rubinger, N. A. Sobolev, M. A. Valente, K. Yamada, K. Sato, Y. Todate, A. Bouravleuv, P. J. von Ranke, and S. Gama, *Phys. Rev. B* **77**, 104439 (2008).
- <sup>25</sup> A. Yanasa and A. Hasegawa, *J. Phys. C: Solid State Phys.* **13**, 1989 (1980).
- <sup>26</sup> W. Tremel, R. Hoffmann, and J. Silvestre, *J. Am. Chem. Soc.* **108**, 5174 (1986).
- <sup>27</sup> A. Continenza, S. Picozzi, W. T. Geng, and A. J. Freeman, *Physical Review B* **64**, 085204 (2001).
- <sup>28</sup> H.-M. Hong, Y.-J. Kang, J. Kang, E.-C. Lee, Y.-H. Kim, and K. J. Chang, *Physical Review B* **72**, 144408 (2005).
- <sup>29</sup> T. Suzuki, Y. Yamaguchi, and H. Yamamoto, *J. Phys. Soc. Japan* **34**, 911 (1973).
- <sup>30</sup> B. Sredniawa, R. Zach, P. Fornal, R. Duraj, A. Bombik, J. Tobola, S. Kaprzyk, S. Nizioł, D. Fruchart, M. Baccmann, et al., *J. Alloys Compounds* **317-318**, 266 (2001).
- <sup>31</sup> R. Zach, J. Tobola, B. Sredniawa, S. Kaprzyk, M. Guillot, D. Fruchart, and P. Wolfers, *J. Phys.: Condens. Matter* **19**, 376201 (2007).
- <sup>32</sup> A. de Campos, D. Rocco, A. Magnus, G. Carvalho, L. Caron, A. A. Coelho, S. Gama, L. M. da Silva, F. C. G. Gandra, A. O. dos Santos, et al., *Nature Materials* **5**, 802 (2006).
- <sup>33</sup> J. B. Goodenough and J. A. Kafalas, *Phys. Rev.* **157**, 389 (1967).
- <sup>34</sup> I. Rungger and S. Sanvito, *Phys. Rev. B* **74**, 024429 (2006).
- <sup>35</sup> K. Selte, A. Kjekshus, and A. F. Andresen, *Acta Chem. Scand.* **A28**, 61 (1974).
- <sup>36</sup> G. Venturini, I. Ijjaali, E. Ressouche, and B. Malaman, *Journal of Alloys and Compounds* **256**, 65 (1997), ISSN 0925-8388.
- <sup>37</sup> W. Bazela, A. Szytuła, J. Todorovic, and A. Zieba, *phys. stat. sol.* **64**, 367 (1981).
- <sup>38</sup> T. Eriksson, L. Bergqvist, T. Burkert, S. Felton, R. Tellgren, P. Nordblad, O. Eriksson, and Y. Andersson, *Phys. Rev. B* **71**, 174420 (2005).
- <sup>39</sup> I. Ijjaali, R. Welter, G. Venturini, and B. Malaman, *Journal of Alloys and Compounds* **292**, 4 (1999), ISSN 0925-8388.
- <sup>40</sup> S. Nizioł, H. Binczycka, A. Szytuła, J. Todorovic, R. Fruchart, J. P. Senateur, and D. Fruchart, *phys. stat. sol. (a)* **45**, 591 (1978).
- <sup>41</sup> K. Morrison, Y. Miyoshi, J. D. Moore, A. Barcza, K. G. Sandeman, A. D. Caplin, and L. F. Cohen, *Phys. Rev. B* **78**, 134418 (2008).
- <sup>42</sup> K. Morrison, J. D. Moore, K. G. Sandeman, A. D. Caplin, and L. F. Cohen, *Phys. Rev. B* **79**, 134408 (2009).