

Signature of odd-frequency pairing correlations induced by a magnetic interface

Jacob Linder and Asle Sudbø

Department of Physics, Norwegian University of Science and Technology, N-7491 Trondheim, Norway

Takehito Yokoyama

Department of Physics, Tokyo Institute of Technology, 2-12-1 Ookayama, Meguro-ku, Tokyo 152-8551, Japan

Roland Grein⁽¹⁾ and Matthias Eschrig^(1,2)

⁽¹⁾*Institut für Theoretische Festkörperphysik and DFG-Center for Functional Nanostructures, Karlsruhe Institute of Technology, D-76128 Karlsruhe, Germany*

⁽²⁾*Fachbereich Physik, Universität Konstanz D-78457 Konstanz, Germany*

(Dated: Received November 25, 2021)

We investigate the mutual proximity effect in a normal metal contacted to a superconductor through a magnetic interface. Analytical and self-consistent numerical results are presented, and we consider both the diffusive and ballistic regimes. We focus on the density of states in both the normal and superconducting region, and find that the presence of spin-dependent phase-shifts occurring at the interface qualitatively modifies the density of states. In particular, we find that the proximity-induced pairing amplitudes in the normal metal region undergo a conversion at the Fermi level from pure even-frequency to odd-frequency. Above a critical value of the interface spin-polarization (or, equivalently, for fixed interface spin-polarization, above a critical interface resistance), only odd frequency correlations remain. This is accompanied by the replacement of the familiar proximity minigap or pseudogap in the normal layer by an enhancement of the density of states above its normal state value for energies near the chemical potential. The robustness of this effect towards inelastic scattering, impurity scattering, and the depletion of the superconducting order parameter close to the interface is investigated. We also study the inverse proximity effect in the diffusive limit. We find that the above-mentioned conversion persists also for thin superconducting layers comparable in size to the superconducting coherence length ξ_S , as long as the inverse proximity effect is relatively weak. Concomitantly, we find a shift in the critical interface resistance where the pairing conversion occurs. Our findings suggest a robust and simple method for producing purely odd-frequency superconducting correlations, that can be tested experimentally.

PACS numbers:

I. INTRODUCTION

The proximity effect in hybrid structures with superconductors offers an arena of interesting physics to explore which could also prove to be useful in nanotechnological devices. The incorporation of ferromagnetic elements in such hybrid structures activates the spin degree of freedom, which has a number of important consequences for how the proximity effect is manifested in physical quantities.¹⁻³ In the case of a ferromagnet|superconductor (F|S) bilayer, it is known that so-called odd-frequency pairing is generated.⁴ Odd-frequency pairing has been studied previously⁵⁻⁹ in particular in connection with the search for exotic superconducting states that may arise via the mechanism of spontaneous symmetry breaking. A particular feature of such odd-frequency pairing states is a strong retardation effect which makes the equal-time correlator vanish for the Cooper pair.

Apart from the mechanism of spontaneous symmetry breaking, odd-frequency pairing correlations can also be created by an *induced* symmetry breaking. The general requirement for such a generation of odd-frequency correlations is that either translational symmetry (for odd-frequency singlet),^{3,10-12} or both translational and spin-rotational symmetry (for odd-frequency triplet),^{3,4,13-16} are explicitly broken. As a result, one would expect to see odd-frequency superconductivity as a quite generic feature of proximity structures. Although this fact is well known since long among the

community dealing with inhomogeneous problems in superconductivity, it is only recently that the attention has shifted to the question: how may one extract and detect these exotic pairing correlations, and in particular the odd-frequency triplet state, experimentally?

There are two major difficulties associated with the detection of the odd-frequency triplet state. One obstacle is that such a state induced in F|S bilayers often has a very short penetration depth into the ferromagnetic region of order $\sim \mathcal{O}(\text{nm})$. In fact, unless there are magnetic inhomogeneities present in the interface region,¹⁷ it is limited by the magnetic coherence length ξ_F which usually is much smaller than the superconducting coherence length ξ_S . A second obstacle related to the detection of odd-frequency correlations is that these often compete with even-frequency superconducting correlations in the same material, masking their presence. To find smoking gun signatures of odd-frequency pairing is therefore a rather challenging issue to tackle, although there are a few experimental works which have pointed towards fingerprints of odd-frequency pairing.^{18,19}

Recently, it has been realized that the interface properties in hybrid structures with superconductors play a pivotal role in magnetic aspects of the proximity effect.^{20,21} In most works, non-magnetic (or spin-inactive) interfaces have been considered, even in the presence of ferromagnetic elements. Utilizing the quasiclassical theory of superconductivity, such interfaces are modeled as effective boundary conditions. For the

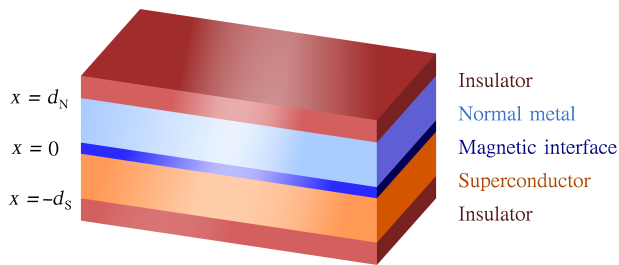


FIG. 1: (Color online) Proposed experimental setup for observation of the odd-frequency component in a normal metal layer|superconductor junction.

general Eilenberger equation, boundary conditions for non-magnetic systems and spin-inactive interfaces were first formulated in implicit form in Refs. 22 and 23. An explicit formulation has been derived in Ref. 24. For the diffusive limit of the theory, described by the Usadel equation, boundary conditions have been formulated in Refs. 25 and 26.

However, the spin-dependent properties of the interface may become important when ferromagnetic elements are present in the system. In particular, the transmission properties of spin- \uparrow and spin- \downarrow electrons into a ferromagnetic metal are different, which gives rise to both spin-dependent conductivities (spin filtering)²⁷ and spin-dependent phase shifts (spin-DIPS) at the interface.^{14,17,28–36} A generalization of boundary conditions to spin-active interfaces was given in Refs. 35–37, that has been generalized to include systems with strong exchange splitting of the energy bands in Refs. 17 and 38.

The spin-DIPS can lead to qualitatively novel effects in superconducting hybrid systems. Very recently, the proximity effect in a normal metal|superconductor (N|S) bilayer with a magnetic interface was studied in Ref. 39, and a surprising result was unveiled. Namely, above a critical interface resistance, the proximity-induced superconducting correlations in the normal metal at the Fermi level change abruptly from conventional even-frequency pairing to odd-frequency pairing. This result is interesting for two reasons. Firstly, the odd-frequency correlations penetrate much deeper into the normal metal region, since there is no explicit exchange field there. Secondly, the result provides a scenario where odd-frequency amplitudes are present without any interfering effects of even-frequency correlations. In light of the above discussion, it is seen that this actually resolves the two main difficulties associated with the experimental detection of odd-frequency correlations.

In this work, we expand on the results provided in Ref. 39 and address in particular three complementary issues: (i) how is the even- to odd-frequency conversion influenced by pair breaking effects near the interface, (ii) how is the inverse proximity effect in the superconducting region influenced by the presence of spin-DIPS, and (iii) how does a Fermi surface mismatch influence the effect under consideration? These questions are important from an experimental perspective, where non-idealities such as pair breaking effects are generically present, and demand a numerical and self-consistent ap-

proach. The system under consideration is shown in Fig. 1. The superconductor is assumed to be a conventional superconductor such as Al or Nb, thus featuring a spin-singlet, even-parity (isotropic), even-frequency symmetry for the order parameter. The insulating interface region separating the normal metal and the superconductor is assumed to be magnetic, *e.g.* EuO. The density of states (DOS) can be probed experimentally in various ways, for instance spectroscopically by using a local scanning tunneling microscopy (STM)-tip.

This work is organized as follows. In Sec. II A and III A, we establish the theoretical framework to be used for obtaining our results. In Sec. II B and III B, we present our main results, demonstrating that the even-odd frequency conversion is a robust effect which survives both in the clean and dirty limit, and moreover is resilient towards pair-breaking effects near the interface. We summarize our findings in Sec. IV. We shall use units such that $\hbar=c=k_B=1$. Moreover, we use \bullet for 2×2 spin-matrices, $\hat{\bullet}$ for 4×4 matrices in Nambu-Gor'kov particle-hole space, and boldface notation for vectors.

We use the quasiclassical theory of superconductivity,^{40–44} where information about the physical properties of the system is embedded in the Green's function. For an equilibrium situation, it suffices to consider the retarded part of the Green's function, here denoted \hat{g} . We begin our discussion with the diffusive limit, after which we proceed to the ballistic case.

II. DIFFUSIVE LIMIT

A. Theory

Due to the symmetry properties of \hat{g} , one may parameterize it conveniently in the superconducting (S) and normal (N) region in the diffusive limit.⁴⁵ Consider for concreteness an N|S bilayer, where we may write

$$\hat{g}_S = \begin{pmatrix} c & 0 & 0 & s \\ 0 & c & -s & 0 \\ 0 & s & -c & 0 \\ -s & 0 & 0 & -c \end{pmatrix} \quad (1)$$

with $c = \cosh(\theta)$, $s = \sinh(\theta)$, and $\theta = \operatorname{arctanh}(\Delta/\varepsilon)$. In the normal region one finds

$$\hat{g}_N = \begin{pmatrix} c_\uparrow & 0 & 0 & s_\uparrow \\ 0 & c_\downarrow & s_\downarrow & 0 \\ 0 & -s_\downarrow & -c_\downarrow & 0 \\ -s_\uparrow & 0 & 0 & -c_\uparrow \end{pmatrix}, \quad (2)$$

with $c_\sigma = \cosh(\theta_\sigma)$, $s_\sigma = \sinh(\theta_\sigma)$. The diffusive propagators are normalized according to $\hat{g}_S^2 = \hat{g}_N^2 = \hat{1}$ where $\hat{1} = \operatorname{diag}(1, 1, 1, 1)$. Through this parameterization, we have taken into account the possibility of odd-frequency triplet correlations in the normal region, while we have employed the bulk solution in the superconductor. This approximation is valid under the assumption that the superconducting layer is much thicker and less disordered than the normal region, thus acting as a reservoir.¹ The gap suppression near the interface may furthermore be neglected in the tunneling limit.⁴⁶

In general, the superconducting region is also influenced by the proximity effect, in which case a similar parameterization as Eq. (2) is employed also in that region. We will return to this issue below.

In the present case, the Green's function \hat{g}_N in the normal region obeys the Usadel equation

$$D\nabla(\hat{g}_N\nabla\hat{g}_N) + 1[\varepsilon\hat{\rho}_3, \hat{g}_N] = 0, \quad (3)$$

with $\hat{\rho}_3 = \text{diag}(1, 1, -1, -1)$, and is subject to boundary conditions at the S|N ($x = 0$) and N|I ($x = d_N$) interfaces as follows:^{29,30}

$$2\gamma d\hat{g}_N\partial_x\hat{g}_N = [\hat{g}_S, \hat{g}_N] + 1\frac{G_\phi}{G_T}[\hat{\tau}_3, \hat{g}_N] \quad (4)$$

with $\hat{\tau}_3 = \text{diag}(1, -1, 1, -1)$, at $x = 0$ and $\partial_x\theta_\sigma = 0$ at $x = d_N$. Here, $\gamma = R_B/R_N$ where R_B (R_N) is the resistance of the barrier (normal region), and d_N is the width of the normal region, while G_T is the barrier conductance. For later use, we define the superconducting coherence length $\xi_S = \sqrt{D/\Delta}$ and Thouless energy $\varepsilon_{\text{Th}} = D/d_N^2$, where D is the diffusion constant. Eq. (4) contains an additional term G_ϕ compared to the usual non-magnetic boundary conditions in Refs. 25 and 26. The physical interpretation of this term is that it gives rise to spin-dependent phase shifts of quasiparticles being reflected at the interface. Note that G_ϕ may be non-zero even if the transmission $G_T \rightarrow 0$, corresponding to a ferromagnetic insulator.²⁹ Later in this work, we shall also consider a fully self-consistent calculation where the bulk solution is *not assumed* in the superconducting region.

Using a simplified scattering model near the interface, it is possible to obtain microscopic expressions for G_T and G_ϕ . They are related to the transmission and reflection amplitudes $\{t_\sigma^{S(N)}, r_\sigma^{S(N)}\}$ on the S (N) side of the interface. For simplicity, we assume that the interface is characterized by N identical scattering channels. Under the assumption of tunnel contacts, one obtains from a model with a Dirac-like barrier potential

$$G_T = NG_Q T, \quad G_\phi = 2NG_Q(\rho^N - 4\tau^S/T) \quad (5)$$

upon defining $T = \sum_\sigma |t_\sigma^S|^2$, $G_Q = e^2/(2\pi\hbar)$, and

$$\rho^N = \text{Im}\{r_\uparrow^N(r_\downarrow^N)^*\}, \quad \tau^S = \text{Im}\{t_\uparrow^S(t_\downarrow^S)^*\}. \quad (6)$$

The scattering coefficients take the form:

$$r_\sigma^N = (k^N - k^S - 1k^S Z_\sigma)/\mathcal{D}_\sigma, \quad t_\sigma^S = 2\sqrt{k^S k^N}/\mathcal{D}_\sigma, \quad (7)$$

with the definitions $\mathcal{D}_\sigma = k^S + k^N + 1k^S Z_\sigma$, $k^S = \sqrt{2m_S\mu_S}$, $k^N = \sqrt{2m_N\mu_N}$. Here, $Z_\sigma = Z_0 + \sigma Z_s$ is the spin-dependent barrier potential, and we define $\alpha = Z_s/Z_0$ as the polarization for the barrier. The ratio $|G_\phi/G_T|$ is evaluated in Fig. 2 as a function of the barrier strength Z_0 for several values of α . We have used $\mu_S = \mu_N = 5$ eV and set $m_S = m_N$ to the bare electron mass. A Fermi-vector mismatch $\mu_S \neq \mu_N$ between the materials is accounted for by an increase in Z_0 . As seen, the ratio $|G_\phi/G_T|$ can be of order unity for low barrier transparencies $Z_0 \gg 1$ even for relatively weak polarizations with $\alpha = 10\%$.

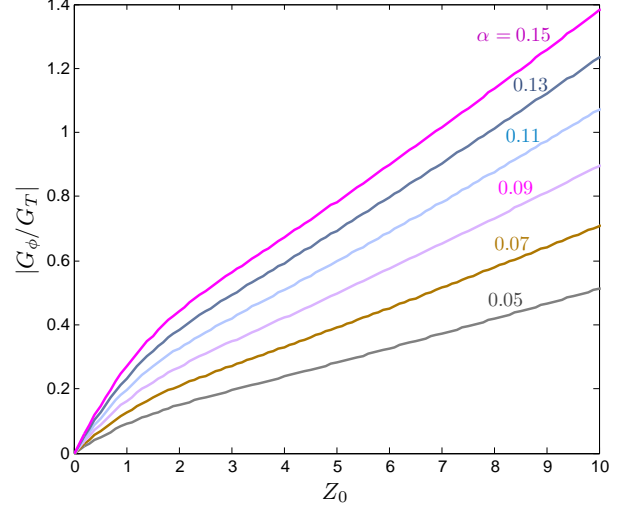


FIG. 2: (Color online) Plot of the ratio $|G_\phi/G_T|$ as a function of the barrier strength Z_0 for several values of the interface polarization α .

B. Results

We begin our analysis by discussing the weak proximity regime, where an analytical treatment is possible for all quasiparticle energies ε . Thereafter, we present a self-consistent numerical calculation for an arbitrary proximity effect, incorporating pair-breaking mechanisms and the depletion of the superconducting order parameter near the interface region. In the linearized treatment, one assumes that the deviation from the bulk Green's function in the ferromagnetic region is small. This permits us to write the retarded Green's function on the form

$$\hat{g}^R \simeq \hat{g}_0 + \hat{f}, \quad \hat{g}_0 = \hat{\rho}_3. \quad (8)$$

Here, we have defined

$$\hat{f} = \begin{pmatrix} 0 & f(\varepsilon) \\ -[f(-\varepsilon)]^* & 0 \end{pmatrix}, \quad \underline{f}(\varepsilon) = \begin{pmatrix} 0 & f_+(\varepsilon) \\ f_-(\varepsilon) & 0 \end{pmatrix}. \quad (9)$$

Under the assumption of an equilibrium situation, the Keldysh Green's function is given by

$$\hat{g}^K = [\hat{g}^R - \hat{g}^A] \tanh(\beta\varepsilon/2), \quad (10)$$

where $\beta = 1/T$ is inverse temperature. The advanced component is $\hat{g}^A = -(\hat{\rho}_3\hat{g}^R\hat{\rho}_3)^\dagger$. The linearized Usadel equation⁵⁰ may be written as

$$D\partial_x^2 f_\pm + 2i\varepsilon f_\pm = 0, \quad (11)$$

and is to be supplemented with the boundary condition obtained from Eq. (4)

$$\gamma d_N \partial_x f_\pm = (cf_\pm \mp s) \pm 1\frac{G_\phi}{G_T} f_\pm \quad (12)$$

at $x = 0$ while $\partial_x f_{\pm} = 0$ at $x = d_N$. Here, $f_{\pm} = f_t \pm f_s$ where f_t is the $S_z = 0$ triplet component and f_s is the singlet component of the anomalous Green's function. Since the diffusive limit is considered, the singlet component has an even-frequency symmetry while the triplet component has an odd-frequency symmetry. The odd-frequency component has previously been predicted to appear in S|F layers, but we now show that the presence of a magnetically active barrier region induces an odd-frequency component in a S|N layer, with a much longer penetration depth. We find that the solution for the Green's function reads

$$f_{\pm} = \frac{\pm s [e^{ik(x-2d_N)} + e^{-ikx}]}{ik\gamma d_N(1 - e^{-2ikd_N}) + (c \pm iG_{\phi}/G_T)(1 + e^{-2ikd_N})}. \quad (13)$$

Here, $k = \sqrt{2i\varepsilon/D}$. For a spin-inactive barrier, $G_{\phi} = 0$, we obtain $f_+ = -f_-$, such that $f_t = 0$. However, the presence of G_{ϕ} induces the odd-frequency component in the normal layer. The decay length here is not dictated by the magnetic coherence length $\xi_F = \sqrt{D/\hbar}$ as in an S|F layer, but by $\xi_N = \sqrt{D/\varepsilon}$ as in an S|N layer. This allows the odd-frequency component to penetrate much deeper into the N layer than into the F layer. The simplest experimental manifestation of the odd-frequency component is probably a zero-energy peak in the local density of states.^{13,51,52} In S|F layers, where this phenomenon has been discussed previously, a clear zero-energy peak is unfortunately often masked by the simultaneous presence of singlet correlations (f_s), which tend to suppress the density of states at low energies. In the present case of a spin-active interface in an S|N junction, however, Eq. (13) suggests a remarkable effect. Consider $\varepsilon = 0$, for which $k = 0$, $s = 1$, and $c = 0$, leading to the result

$$f_{\pm} = G_T/G_{\phi} \quad (14)$$

under the assumption that $G_{\phi} \neq 0$. This equation conveys a powerful message, namely that *at the Fermi level, the singlet component is absent while the triplet component remains. Moreover, the latter is determined simply by the ratio of G_T and G_{ϕ} .* Consequently, this should provide ideal circumstances for direct observation of the odd-frequency component, manifested as a zero-energy peak in the local density of states.

So far, we have limited ourselves to the weak proximity effect regime. We now consider an arbitrarily large proximity effect. In this case, the Usadel equation reads

$$D\partial_x^2\theta_{\sigma} + 2i\varepsilon \sinh\theta_{\sigma} = 0, \quad (15)$$

while the boundary conditions become

$$\gamma d_N \partial_x \theta_{\sigma} = (cs_{\sigma} - \sigma sc_{\sigma}) + i\sigma \frac{G_{\phi}}{G_T} s_{\sigma} \quad (16)$$

at $x = 0$ and $\partial_x \theta_{\sigma} = 0$ at $x = d_N$. A general analytical solution of the above equation can hardly be obtained, but it may be solved at zero energy. For $\varepsilon = 0$ we find pairing amplitudes that are either purely (odd-frequency) triplet for

$|G_{\phi}| > G_T$,

$$f_s(0) = 0, \quad f_t(0) = \frac{G_T \cdot \text{sgn}(G_{\phi})}{\sqrt{G_{\phi}^2 - G_T^2}}, \quad (17)$$

or purely (even-frequency) singlet for $|G_{\phi}| < G_T$,

$$f_s(0) = \frac{1 \cdot G_T}{\sqrt{G_T^2 - G_{\phi}^2}}, \quad f_t(0) = 0. \quad (18)$$

Thus, the presence of G_{ϕ} induces an odd-frequency component in the normal layer. The remarkable aspect of Eqs. (17) and (18) is that they are valid for any value of the width d_N below the inelastic scattering length, and for any interface parameter γ . Thus, the vanishing of the singlet component is a robust feature in S|N structures with spin-active interfaces, as long as $|G_{\phi}| > G_T$. Without loss of generality, we focus on positive values of G_{ϕ} from now on. The DOS is given as

$$N(\varepsilon)/N_0 = \sum_{\sigma} \text{Re}\{c_{\sigma}\}/2, \quad (19)$$

thus yielding

$$\frac{N(\varepsilon = 0)}{N_0} = \text{Re} \left\{ \frac{G_{\phi}}{\sqrt{G_{\phi}^2 - G_T^2}} \right\}. \quad (20)$$

At zero-energy, the DOS vanishes when $G_{\phi} < G_T$, which means that the usual minigap in S|N structures survives. However, the zero-energy DOS is enhanced for $G_{\phi} > G_T$ since the singlet component vanishes there.

We suggest the following qualitative explanation for the mechanism behind the conversion between even- and odd-frequency correlations. The superconductor induces a minigap $\propto G_T$ in the normal metal, while the spin-active barrier induces an effective exchange field $\propto G_{\phi}$. The situation in the normal metal then resembles that of a thin-film conventional superconductor in the presence of an in-plane external magnetic field,²⁷ with the role of the gap and field played by G_T and G_{ϕ} , respectively. In that case, it is known that superconductivity is destroyed above the Clogston-Chandrasekhar limit,⁵³ as the spin-singlet Cooper-pairs break up. In the proximity structure we consider here, Cooper-pairs persist above this limit as they are *induced* from the superconducting region where the exchange field is absent. However, these Cooper pairs are modified strongly by multiple scattering from the spin-active interface, and above a critical ratio $G_{\phi}/G_T = 1$ spin-singlet pairing is no longer possible in the N region at the chemical potential. It is then replaced by spin-triplet pairing, which must be odd in frequency due to the isotropization of the correlation in the diffusive limit. We observe coexistence of the exchange field and spin-singlet even-frequency superconductivity as long as G_{ϕ} is below the critical value of $G_{\phi} = G_T$. At the critical point, the DOS varies as $1/\sqrt{|\varepsilon|}$ and diverges at $\varepsilon = 0$. Thus, we find that there is a natural separation between even-frequency and odd-frequency pairing in the normal metal at a critical value of the effective exchange field G_{ϕ} . This agrees with the interpretation of G_{ϕ} in Ref. 29

as an effective proximity-induced exchange field. Note that the above expressions are valid also for $G_\phi \rightarrow 0$: we obtain $f_s = 1$ and $f_t = 0$ as demanded by consistency.

The full energy-dependence of the DOS may only be obtained numerically. In addition, it is of interest to see how robust the predicted even- to odd-frequency conversion is towards the inevitable depletion of the superconducting order parameter near the interface in addition to non-ideal effects such as the presence of inelastic scattering. To investigate this, we solve the Usadel equation and the gap equation self-consistently in both the normal and superconducting region. Since we are no longer considering the bulk solution in the superconducting region, it becomes necessary to specify the width d_S of the superconducting layer, the spin-dependent phase shifts G_ϕ^S on the superconducting side of the interface, and also the bulk resistance R_S of the superconductor. The Usadel equation on the N side satisfies Eq. (3), whereas on the S side an additional term $\hat{\Delta}$ is added inside the commutator in the second term of Eq. (3). Inclusion of spin-orbit coupling effects may be done similarly by including a term $\hat{\sigma}_{so}$ (see Ref. 45 for a detailed treatment and expressions for such terms). The superconducting order parameter is determined self-consistently by solving the Usadel equation in conjunction with the gap equation:

$$\Delta = \frac{N_F \lambda}{2} \int_0^\omega d\varepsilon \tanh(\beta\varepsilon/2) \sum_\sigma \sigma \text{Re}\{\sinh(\theta_\sigma)\}, \quad (21)$$

where we choose the weak coupling-constant and cut-off energy to be $N_F \lambda = 0.2$ and $\omega/\Delta_0 = 75$. Within our numerical scheme, self-consistency is typically achieved after 10 iterations. We account for inelastic scattering by the parameter $\delta/\Delta_0 = 10^{-3}$, where $\varepsilon \rightarrow \varepsilon + i\delta$.

The diffusion coefficients D_N and D_S are in general different. At the S|N interface, the boundary condition on the normal side now reads:

$$2d_N \frac{R_B}{R_N} \hat{g}_N \partial_x \hat{g}_N = [\hat{g}_S, \hat{g}_N] + 1 \frac{G_\phi^N}{G_T} [\hat{\tau}_3, \hat{g}_N]. \quad (22)$$

while on the superconducting side, one has:

$$2d_S \frac{R_B}{R_S} \hat{g}_S \partial_x \hat{g}_S = [\hat{g}_S, \hat{g}_N] - 1 \frac{G_\phi^S}{G_T} [\hat{\tau}_3, \hat{g}_S]. \quad (23)$$

The magnitude G_ϕ^S of the phase-shifts induced in the superconducting region are equal to G_ϕ^N in the absence of a Fermi-vector mismatch, but will in general be different. The normal-state conductivities are given by

$$\sigma_{N(S)} = \frac{d_{N(S)}}{R_{N(S)} A}, \quad (24)$$

with A as the interface area and $R_{N(S)}$ is the normal-state resistance. Since it is reasonable to assume that the barrier region features a higher electrical resistance than the bulk of the materials, we shall set $R_B/R_S = 4$ in what follows. Moreover, we fix the width of the normal layer to $d_N/\xi_S = 1.0$.

Due to an inverse proximity effect, the superconductor should also be influenced by the presence of $G_\phi \neq 0$, and one

expects that an odd-frequency triplet component would be induced near the interface on the superconducting side. Therefore, we will also study how this inverse proximity effect is manifested in the superconducting DOS. We will focus on the influence of the spin-DIPS G_ϕ , considering an equal magnitude of spin-DIPS in both regions, i.e. $G_\phi^N = G_\phi^S$. Consider first a situation where the superconducting region acts as a reservoir and is very weakly affected by the proximity effect. To this end, we set $d_S/\xi_S = 5.0$ and $\sigma_N/\sigma_S = 0.2$, ensuring in this way that both $d_S \gg d_N$ and that the superconducting region is less disordered than the normal region.

The results are shown in the top row of Fig. 3, where we plot the DOS in the superconducting region, the normal metal region, and also the spatial depletion of the order parameter. The DOS is plotted at $x = -d_S$ in the superconducting region and $x = d_N$ in the normal metal region, and may be probed by tunneling spectroscopy measurements through an insulator. In the superconducting region, the results are virtually independent of G_ϕ in the present case of a reservoir modeled by $d_S/\xi_S = 5.0$, so we consider only $G_\phi = 0$ there. As seen, both the inverse proximity effect and the gap depletion are negligible. However, the DOS in the normal metal region is highly sensitive to the presence of G_ϕ . In particular, the low-energy DOS displays a strong dependence on the ratio G_ϕ/G_T . We will comment further on this below.

In the bottom row of Fig. 3, we investigate a scenario where the superconducting region no longer acts as a reservoir, and where the proximity effect is expected to be substantial in both regions. To this end, we fix $d_S/\xi_S = 1.0$ and $\sigma_N/\sigma_S = 1.0$. In this case, the proximity effect in the superconducting region is much stronger than in the reservoir case of $d_S/\xi_S = 5.0$, and the depletion of the superconducting order parameter is more pronounced. In particular, the DOS at Fermi level is no longer zero and depends on the value of G_ϕ . However, both the DOS and the superconducting order parameter remain quite insensitive to a variation in G_ϕ . In the normal metal region, the behavior is similar to the reservoir case, although the peak structure at zero-energy now appears for a lower value of G_ϕ .

We are particularly interested in seeing if the even- to odd-frequency conversion predicted from the analytical treatment in Sec. II is equally pronounced in this numerical, self-consistent treatment. To this end, we plot in Fig. 4 the zero-energy DOS in the normal metal at $x = d_N$ as a function of G_ϕ/G_T for both the case of a superconducting reservoir ($d_S/\xi_S = 5.0, \sigma_N/\sigma_S = 0.2$) and a thin layer ($d_S/\xi_S = 1.0, \sigma_N/\sigma_S = 1.0$). In both cases, the transition from a fully suppressed low-energy DOS to an enhanced low-energy DOS appears at

$$G_\phi = \eta G_T, \quad (25)$$

where $\eta \leq 1$. This is a clear signature of the transition from pure even- to pure odd-frequency correlations. The corresponding behavior of the anomalous Green's function is shown in Fig. 5, where we have included inelastic scattering and solved self-consistently for the superconducting order parameter. As seen, the correlations undergo a rapid transition from singlet to triplet at $G_\phi/G_T = \eta$, with $\eta \in \{0, 1\}$.

From our above findings, it then follows that the even- to

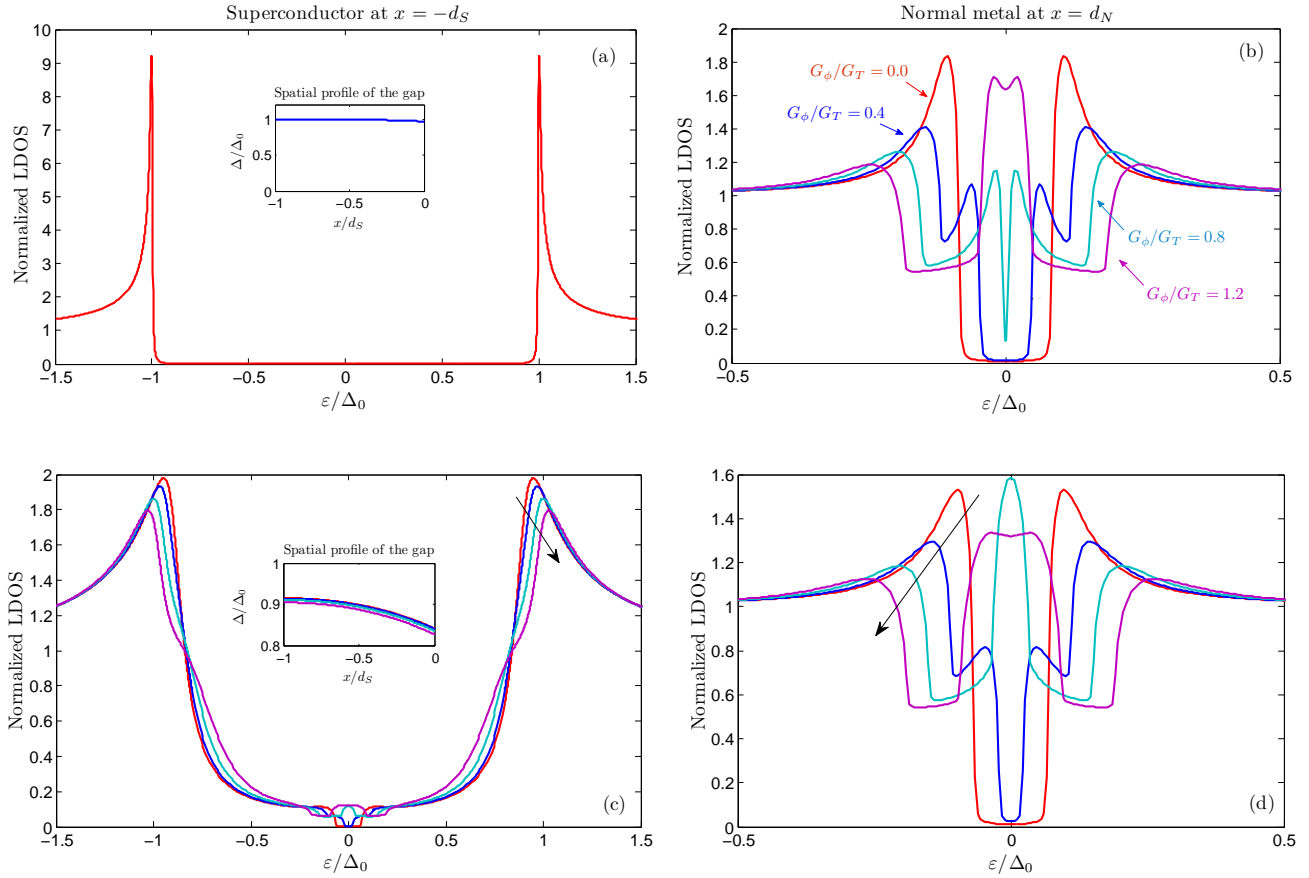


FIG. 3: (Color online) (a) and (c): Plot of the DOS in the superconductor at $x = -d_S$. (b) and (d): the DOS in the normal metal at $x = d_N$. *Insets*: the spatial profile of the superconducting order parameter. The black arrows indicate an increasing value of G_ϕ/G_T . In the top row, we model a scenario where the superconductor acts as a reservoir, we have set $d_S/\xi_S = 5.0$, $d_N/\xi_S = 1.0$, $\sigma_N/\sigma_S = 0.2$, and $G_\phi^S = G_\phi^N \equiv G_\phi$. In the bottom row, we model a scenario where the proximity effect is expected to be substantial in both the N and S regions, we have set $d_S/\xi_S = 1.0$, $d_N/\xi_S = 1.0$, $\sigma_N/\sigma_S = 1.0$, and $G_\phi^S = G_\phi^N \equiv G_\phi$.

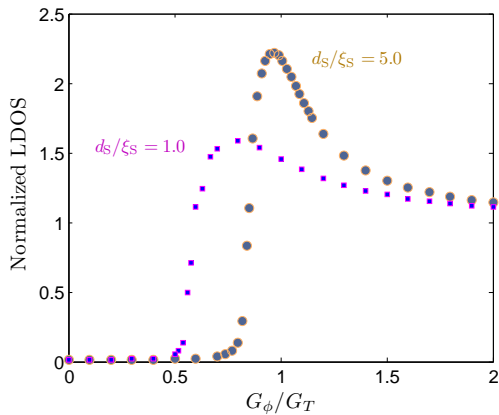


FIG. 4: (Color online) Plot of the zero-energy DOS in the normal metal versus G_ϕ/G_T for the two cases of $d_S/\xi_S = 5.0$ (with $\sigma_N/\sigma_S = 0.2$) and $d_S/\xi_S = 1.0$ (with $\sigma_N/\sigma_S = 1.0$). As seen, an abrupt transition occurs at a value $G_\phi = \eta G_T$, where $\eta \leq 1$.

odd-frequency conversion persists also for thin superconducting layers comparable in size to the coherence length ξ_S , as long as the inverse proximity effect is relatively weak, with a concomitant shift in the critical interface resistance where the pairing transition occurs.

III. BALLISTIC LIMIT

A. Theory

Turning our attention now to the ballistic limit, our strategy will be to solve the Eilenberger equation and supplement the solution with boundary conditions obtained by means of the \hat{S} -matrix method elaborated upon in a number of works.^{3,14,35–38} The retarded Green's function $\hat{g} \equiv \hat{g}^R$ is in this case most conveniently parameterized by Riccati-

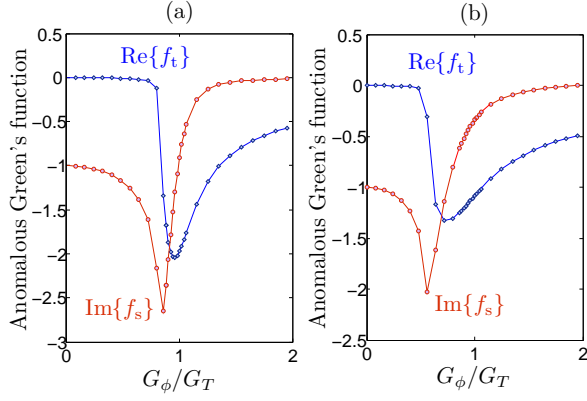


FIG. 5: (Color online) Plot of the anomalous Green's function at zero energy (Fermi level) as a function of G_ϕ/G_T at $x = d_N$. In (a) we use $d_S/\xi_S = 5.0$, $\sigma_N/\sigma_S = 0.2$, while in (b) we use $d_S/\xi_S = 1.0$, $\sigma_N/\sigma_S = 1.0$. As seen, in both cases a transition occurs from singlet to triplet correlations at $G_\phi/G_T = \eta$ where $\eta \in \{0, 1\}$. We have included inelastic scattering and solved self-consistently for the order parameter.

amplitudes^{24,47-49} $\{\gamma, \tilde{\gamma}\}$, where

$$\hat{g} = -1\pi \begin{pmatrix} \mathcal{N} (1 + \gamma \tilde{\gamma}) & 2 \mathcal{N} \gamma \\ -2 \tilde{\mathcal{N}} \tilde{\gamma} & -\tilde{\mathcal{N}} (1 + \tilde{\gamma} \underline{\gamma}) \end{pmatrix}, \quad (26)$$

and the normalization matrices read:

$$\mathcal{N} = (1 - \gamma \tilde{\gamma})^{-1}, \quad \tilde{\mathcal{N}} = (1 - \tilde{\gamma} \underline{\gamma})^{-1}. \quad (27)$$

Here, we use the notation of Ref. 24, assuming the Green's function to be normalized as $\hat{g}^2 = -\pi^2 \hat{1}$. The Eilenberger equation for the propagator in the normal region, $\hat{g} = \hat{g}_N$, reads

$$i v_{Fx} \partial_x \hat{g}_N + [\varepsilon \hat{\rho}_3, \hat{g}_N] = \hat{0}, \quad (28)$$

where $\hat{\rho}_3 = \text{diag}(1, 1, -1, -1)$. For the boundary conditions at the interface we closely follow the \hat{S} -matrix approach in the form presented in Ref. 38. The scattering approach describes the system by separating it into a scattering region, which cannot be described within quasiclassical (QC) theory, and asymptotic regions on both sides of the interface, where QC theory is applicable.²² The scattering region must be small compared to the coherence length. It must also extend far enough into the asymptotic region, such that the QC theory is applicable. The \hat{S} -matrix approach essentially consists of determining the unknown Riccati amplitudes corresponding to trajectories starting at the interface and moving into the bulk on each side by relating them to the known Riccati amplitudes describing trajectories starting in the bulk and moving towards the interface. These two sets of amplitudes are related precisely via the \hat{S} -matrix.

The details of the \hat{S} -matrix depend on what kind of interface is considered. For our purposes, we shall consider a quite general model. Namely, an interface which is (i) partially transmitting (non-ideal), (ii) specular (parallel momentum is conserved), and (iii) spin-active (giving rise to spin-mixing and spin-filtering effects). The \hat{S} -matrix is evaluated

at the Fermi level in the quasiclassical approximation, i.e. $\hat{S} \equiv \hat{S}(\mathbf{p}_F)$, and can be written as

$$\hat{S} = \begin{pmatrix} \hat{S}_{SS} & \hat{S}_{SN} \\ \hat{S}_{NS} & \hat{S}_{NN} \end{pmatrix} \equiv \begin{pmatrix} \hat{R}_S & \hat{T}_{SN} \\ \hat{T}_{NS} & -\hat{R}_N \end{pmatrix}. \quad (29)$$

The indices S and N refer to the superconducting and normal metallic side of the interface, respectively. Thus, \hat{S}_{SS} describes reflection processes at the superconducting side of the interface, whereas \hat{S}_{SN} describes transmission from the superconductor to the normal metal. The elements \hat{S}_{ij} with $\{i, j\} \in \{S, N\}$ are diagonal in particle-hole space according to

$$\hat{S}_{ij} = \begin{pmatrix} \underline{S}_{ij}(\mathbf{p}_{\parallel}) & 0 \\ 0 & \underline{S}_{ji}^{\text{tr}}(-\mathbf{p}_{\parallel}) \end{pmatrix},$$

where \mathbf{p}_{\parallel} denotes the component of the momentum parallel to the interface, and the superscript tr denotes matrix transpose. In the presence of an inversion symmetry within the interface plane, the sign of \mathbf{p}_{\parallel} is unimportant. In general, interface scattering may allow for spin-flip processes, namely when spin-rotation invariance is completely broken in the system under consideration. The details will depend on the micromagnetic properties of the interface. Here, we will treat the common case that spin-rotation invariance is only partially broken, i.e. it is still present with respect to rotations around the axis along the magnetic moment of the interface. Choosing our quantization axis along this direction, the scattering matrix is also diagonal in spin-space and has the general form:

$$\underline{S}_{ij} = \begin{pmatrix} s_{ij\uparrow} e^{i\vartheta_{ij\uparrow}} & 0 \\ 0 & s_{ij\downarrow} e^{i\vartheta_{ij\downarrow}} \end{pmatrix}. \quad (30)$$

Current conservation requires unitarity of the scattering matrix, i.e. the parameters defined by this equation are not independent. Moreover, the physical results obtained from quasiclassical theory must be gauge invariant in the following sense. We may transform the \mathcal{S} -matrix by:

$$\hat{S}' = \begin{pmatrix} e^{i\eta_1/2} \underline{1} & 0 \\ 0 & e^{i\eta_2/2} \underline{1} \end{pmatrix} \hat{S} \begin{pmatrix} e^{i\eta_1/2} \underline{1} & 0 \\ 0 & e^{i\eta_2/2} \underline{1} \end{pmatrix}. \quad (31)$$

without changing the solutions of the quasiclassical boundary conditions. This additional gauge freedom is related to the fact that only the envelope of the wave function enters quasiclassical quantities sufficiently far away from the interface. A transformation according to Eq. (31) only changes the wavefunction on either side of the interface by a scalar phase factor and thus is irrelevant on the quasiclassical level. The same gauge freedom can be used to show that the precise definition of which part of the system is to be included in the scattering region (within the abovementioned restrictions) does not influence any physical quantity calculated within QC theory (using a general form of the \mathcal{S} -matrix, for the current problem this is shown in Ref. 38). Exploiting unitarity and the above gauge freedom, we arrive at the following parameterization of the \mathcal{S} -matrix

$$\hat{S} = \begin{pmatrix} r e^{i\vartheta_S \sigma_z/2} & t e^{i(\vartheta_{SN} \sigma_z + \phi' \underline{1})/2} \\ t e^{i(\vartheta_{NS} \sigma_z - \phi' \underline{1})/2} & -r e^{i\vartheta_N \sigma_z/2} \end{pmatrix} \quad (32)$$

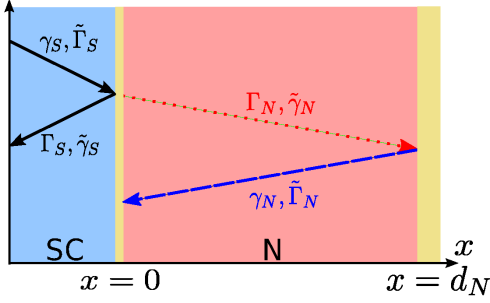


FIG. 6: (Color online) Illustration of the incoming and outgoing Riccati-amplitudes in the N|S bilayer. Lower-case amplitudes ($\gamma, \tilde{\gamma}$) should be integrated towards the interface at $x = 0$, whereas upper-case amplitudes ($\Gamma, \tilde{\Gamma}$) should be integrated away from the interface at $x = 0$. In the superconductor, we use the bulk solution. All amplitudes are homogeneous in direction parallel to the interface.

with $\underline{r} = \text{diag}[r_\uparrow, r_\downarrow]$ and $\underline{t} = \text{diag}[t_\uparrow, t_\downarrow]$, and $\underline{\sigma}_z$ is the third spin Pauli-matrix. Above, ϕ' arises due to a possible contribution from a vector potential when a magnetic field is present in the interface region. This contribution is independent of spin, and originates from the time-reversal symmetry breaking by the magnetic field at the interface. It gives an extra phase to the anomalous components, and basically corresponds to the magnetic flux through the interface cross section. It is irrelevant for our purposes, i.e. the behavior of the DOS, but we have kept it for the sake of generality. Unitarity requires

$$t_\sigma^2 + r_\sigma^2 = 1, \quad (33)$$

$$\vartheta_{\text{NS}} + \vartheta_{\text{SN}} = \vartheta_{\text{S}} + \vartheta_{\text{N}}, \quad (34)$$

which implies 6 free parameters.

With the \hat{S} -matrix in hand, the remaining step is to write down the appropriate boundary conditions which serve as the link between the incoming Riccati amplitudes

$$\underline{\gamma}_{\text{N}} \equiv \underline{\gamma}_{\text{N}}(\mathbf{p}_{\parallel}, -p_x, \varepsilon, x), \quad \tilde{\underline{\gamma}}_{\text{N}} \equiv \tilde{\underline{\gamma}}_{\text{N}}(\mathbf{p}_{\parallel}, p_x, \varepsilon, x), \quad (35)$$

and the outgoing Riccati amplitudes

$$\underline{\Gamma}_{\text{N}} \equiv \underline{\Gamma}_{\text{N}}(\mathbf{p}_{\parallel}, p_x, \varepsilon, x), \quad \tilde{\underline{\Gamma}}_{\text{N}} \equiv \tilde{\underline{\Gamma}}_{\text{N}}(\mathbf{p}_{\parallel}, -p_x, \varepsilon, x). \quad (36)$$

measured with respect to the S|N interface (for the notation see Fig. 6). The general solution of the Eilenberger equation in the normal metal region reads

$$\underline{\Gamma}_{\text{N}}(x) = \underline{\Gamma}_{\text{N}}(0)e^{2i\varepsilon x/v_{\text{Fx}}}, \quad (37)$$

$$\tilde{\underline{\gamma}}_{\text{N}}(x) = \tilde{\underline{\gamma}}_{\text{N}}(d_{\text{N}})e^{-2i\varepsilon(x-d_{\text{N}})/v_{\text{Fx}}} \quad (38)$$

for the trajectories along θ , whereas for trajectories along $\pi - \theta$ we obtain

$$\underline{\gamma}_{\text{N}}(x) = \underline{\gamma}_{\text{N}}(d_{\text{N}})e^{-2i\varepsilon(x-d_{\text{N}})/v_{\text{Fx}}}, \quad (39)$$

$$\tilde{\underline{\Gamma}}_{\text{N}}(x) = \tilde{\underline{\Gamma}}_{\text{N}}(0)e^{2i\varepsilon x/v_{\text{Fx}}}, \quad (40)$$

where we defined $v_{\text{Fx}} = v_{\text{F}} \cos \theta$, and $-\pi/2 < \theta < \pi/2$ is assumed. Here, and in the following, we suppress the parameters p_x and ε in the argument list. All amplitudes are

independent of \mathbf{p}_{\parallel} . The bulk solution is used for the incoming Riccati amplitudes on the SC-side,

$$\underline{\gamma}_{\text{S}} = -\tilde{\underline{\gamma}}_{\text{S}} = -\frac{\Delta_0}{\varepsilon + i\sqrt{\Delta_0^2 - \varepsilon^2}} \mathbb{1}\underline{\sigma}_y \quad (41)$$

where we used a real gauge for the superconducting order parameter Δ_0 , and $\underline{\sigma}_y$ is the second spin Pauli-matrix. As shown in Ref. 38, the following boundary conditions at $x = 0$ hold:

$$\underline{\Gamma}_{\text{N}}(0) = \underline{\gamma}'_{\text{NN}} + \underline{\Gamma}_{\text{N}\leftarrow\text{S}} \tilde{\underline{\gamma}}_{\text{S}}(0) \underline{\gamma}'_{\text{SN}} \quad (42)$$

$$\underline{\Gamma}_{\text{N}\leftarrow\text{S}} = \underline{\gamma}'_{\text{NS}} \left[\mathbb{1} - \tilde{\underline{\gamma}}_{\text{S}}(0) \underline{\gamma}'_{\text{SS}} \right]^{-1}$$

$$\underline{\gamma}'_{jk} = \sum_l \underline{S}_{jl} \underline{\gamma}_l(0) \underline{\tilde{S}}_{lk}$$

where j, k and l run over $\{\text{N}, \text{S}\}$. Analogous equations hold for $\tilde{\underline{\Gamma}}_{\text{N}}(0)$. At $x = d_{\text{N}}$ we assume perfect and non-spin-active reflection, hence the boundary conditions are trivial:

$$\underline{\gamma}_{\text{N}}(d_{\text{N}}) = \underline{\Gamma}_{\text{N}}(d_{\text{N}}) \equiv \underline{\gamma}_{\text{B}}, \quad \tilde{\underline{\Gamma}}_{\text{N}}(d_{\text{N}}) = \tilde{\underline{\gamma}}_{\text{N}}(d_{\text{N}}) \equiv \tilde{\underline{\gamma}}_{\text{B}} \quad (43)$$

and result in the following relations between amplitudes at $x = 0$ and $x = d_{\text{N}}$:

$$\underline{\Gamma}_{\text{N}}(0) = \underline{\gamma}_{\text{B}} e^{-2i\varepsilon d_{\text{N}}/v_{\text{Fx}}}, \quad \underline{\gamma}_{\text{N}}(0) = \underline{\gamma}_{\text{B}} e^{2i\varepsilon d_{\text{N}}/v_{\text{Fx}}}, \quad (44)$$

$$\tilde{\underline{\Gamma}}_{\text{N}}(0) = \tilde{\underline{\gamma}}_{\text{B}} e^{-2i\varepsilon d_{\text{N}}/v_{\text{Fx}}}, \quad \tilde{\underline{\gamma}}_{\text{N}}(0) = \tilde{\underline{\gamma}}_{\text{B}} e^{2i\varepsilon d_{\text{N}}/v_{\text{Fx}}}. \quad (45)$$

Replacing $\underline{\Gamma}_{\text{N}}(0)$ and $\underline{\gamma}_{\text{N}}(0)$ in Eq. (42) according to this relation yields a quadratic equation in $\underline{\gamma}_{\text{B},\sigma}$ whose solutions can be determined analytically.³⁸

B. Results

The odd-even frequency conversion which was shown to take place in the diffusive limit also occurs in the ballistic limit, as we show in the following. In this case, we obtain the retarded Green's function using the formalism described in Sec. III A. There we derived an equation from Eqs. (42) and (44) for the Riccati amplitudes in the normal metal region that determine the proximity amplitudes. Following Ref. 38, we obtain analytical expressions for the anomalous Green's function in the N region. The energy-resolved DOS at the outer boundary of the normal layer can then directly be obtained from the Riccati amplitudes via:

$$\frac{N(\varepsilon)}{N_0} = -\text{Im} \frac{\text{Tr}}{2\pi} \langle \hat{g}_{\text{B}} \rangle = \frac{\text{Tr}}{2} \left\langle (1 - \underline{\gamma}_{\text{B}} \tilde{\underline{\gamma}}_{\text{B}})^{-1} (1 + \underline{\gamma}_{\text{B}} \tilde{\underline{\gamma}}_{\text{B}}) \right\rangle \quad (46)$$

where $\langle \bullet \rangle$ denotes the Fermi-surface average given by:

$$\langle \bullet \rangle = \frac{1}{N_0} \int_{\text{FS}} \frac{d^2 p'_{\text{F}}}{(2\pi\hbar)^3 |\mathbf{v}_{\text{F}}(p'_{\text{F}})|} \langle \bullet \rangle, \quad (47)$$

with the local density of states in the normal state,

$$N_0 = \int_{\text{FS}} \frac{d^2 p'_{\text{F}}}{(2\pi\hbar)^3 |\mathbf{v}_{\text{F}}(p'_{\text{F}})|}. \quad (48)$$

It is important to realize that only the singlet and the $S_z = 0$ triplet component (in a basis where the z -axis is along the quantization axis) will be induced in the normal part of the system, since the magnetization of the barrier is uniaxial and has no inhomogeneity. We may then write

$$\underline{\gamma}_B = \begin{pmatrix} 0 & \gamma_+ \\ -\gamma_- & 0 \end{pmatrix} = \begin{pmatrix} \gamma_+ & 0 \\ 0 & \gamma_- \end{pmatrix} 1\sigma_y \quad (49)$$

which can be inserted into Eq. (42), and similarly for $\tilde{\gamma}_B$. Using the scattering matrix defined in Eq. (32) and focusing on subgap energies $|\varepsilon| < \Delta_0$, where $\gamma_S = 1e^{i\Psi}$ with $\Psi = \arcsin(\varepsilon/\Delta_0)$ (here $-\pi/2 < \Psi \leq \pi/2$), we get two decoupled equations for γ_σ :

$$\gamma_\sigma^2 e^{2i\phi'} + \frac{2u_\sigma}{t_\uparrow t_\downarrow} \gamma_\sigma e^{i\phi'} + 1 = 0, \quad (50)$$

where $\sigma \in \{+, -\}$, and the function $u_\sigma(\varepsilon)$ is defined as

$$u_\sigma(\varepsilon) = \sin\left(\frac{2\varepsilon d_N}{v_{Fx}} + \sigma\vartheta_+ + \Psi\right) + r_\uparrow r_\downarrow \sin\left(\frac{2\varepsilon d_N}{v_{Fx}} + \sigma\vartheta_- - \Psi\right). \quad (51)$$

Here, we have defined $\vartheta_\pm = \frac{1}{2}(\vartheta_N \pm \vartheta_S)$, and the variable σ is to be understood as a factor ± 1 for $\sigma = \pm$. Eq. (50) is solved by:

$$\gamma_\sigma = e^{-i\phi'} \left(-\frac{u_\sigma}{t_\uparrow t_\downarrow} \pm \sqrt{\frac{u_\sigma^2}{(t_\uparrow t_\downarrow)^2} - 1} \right). \quad (52)$$

We can write down an equation analogous to Eq. (50) for $\tilde{\gamma}_\sigma$,

$$\tilde{\gamma}_\sigma^2 e^{-2i\phi'} + \frac{2\tilde{u}_\sigma}{t_\uparrow t_\downarrow} \tilde{\gamma}_\sigma e^{-i\phi'} + 1 = 0, \quad (53)$$

with $\tilde{u}_\sigma(\varepsilon) = u_\sigma(-\varepsilon)$. Noting that $u_-(-\varepsilon) = -u_+(\varepsilon)$, it follows that $\tilde{\gamma}_- = -\gamma_+ e^{2i\phi'}$. The correct sign is obtained by requiring (i) that the symmetry relation holds between γ_σ and $\tilde{\gamma}_\sigma$, and (ii) that the momentum and spin resolved density of states, e.g.

$$\frac{N_\uparrow}{N_0} = \frac{1 - \gamma_+ \tilde{\gamma}_-}{1 + \gamma_+ \tilde{\gamma}_-} = \frac{1 + \gamma_+^2 e^{2i\phi'}}{1 - \gamma_+^2 e^{2i\phi'}}, \quad (54)$$

must be positive. Also, we must demand $\gamma_\sigma \rightarrow 0$ when $t_\uparrow t_\downarrow \rightarrow 0$, as in that case the two regions become completely decoupled and the proximity effect should be zero. It follows, that the appropriate solution is

$$\gamma_\sigma = e^{-i\phi'} \operatorname{sgn}[u_\sigma] \left(-\frac{|u_\sigma|}{t_\uparrow t_\downarrow} + \sqrt{\frac{u_\sigma^2}{(t_\uparrow t_\downarrow)^2} - 1} \right). \quad (55)$$

Having obtained the correct solution for the γ_σ and $\tilde{\gamma}_\sigma$ quantities, we turn to the anomalous Green's functions. From the parameterization of the Green's function Eq. (26), we identify

$$f_\sigma = -2\pi 1 \frac{\gamma_\sigma}{1 + \gamma_\sigma \tilde{\gamma}_{-\sigma}} = -2\pi 1 \frac{\gamma_\sigma}{1 - \gamma_\sigma^2 e^{2i\phi'}}, \quad (56)$$

where we have defined $f_\pm = f_s \pm f_t$. Inserting the solutions of γ_σ and $\tilde{\gamma}_\sigma$ from above, we obtain

$$f_\sigma(\varepsilon) = 1\pi \frac{t_\uparrow t_\downarrow e^{-i\phi'} \operatorname{sgn}[u_\sigma(\varepsilon)]}{\sqrt{u_\sigma(\varepsilon)^2 - (t_\uparrow t_\downarrow)^2}}. \quad (57)$$

At this point, it is instructive to consider the angular dependence of the Green's function. From the boundary conditions in Sec. III A and the general form of $\underline{\gamma}_N$ and $\underline{\Gamma}_N$, it is seen that $\gamma_N(d_N) = \underline{\Gamma}_N(d_N)$ for all values of θ . In effect, this means that Eq. (57) is valid for any value θ although we used e.g. $\underline{\gamma}_N(d_N)$ to obtain them, which only is defined in the range $-\pi/2 < \theta < \pi/2$. It is also worth to note that at the outer surface of the bilayer, all singlet components are even-frequency while all triplet components are odd-frequency. While this can be shown analytically from the above equations, one may also understand it intuitively from the fact that one has specular reflection at the outer surface such that all components must be even in momentum there.

We obtain the energy-resolved DOS at the outer boundary of the normal layer from the equations presented above,

$$\frac{N(\varepsilon)}{N_0} = \operatorname{Re} \sum_\sigma \left\langle \frac{|u_\sigma(\varepsilon)|}{\sqrt{u_\sigma(\varepsilon)^2 - (t_\uparrow t_\downarrow)^2}} \right\rangle, \quad (58)$$

and the pairing amplitudes from Eq. (57). In order to investigate the even- to odd-frequency conversion at the chemical potential, we are in particular interested in their value at $\varepsilon = 0$. We obtain for $|u_0| > t_\uparrow t_\downarrow$:

$$f_s(\varepsilon = 0) = 0, \quad f_t(\varepsilon = 0) = 1\pi \frac{t_\uparrow t_\downarrow e^{-i\phi'} \operatorname{sgn}(u_0)}{\sqrt{u_0^2 - (t_\uparrow t_\downarrow)^2}}, \quad (59)$$

whereas for $|u_0| < t_\uparrow t_\downarrow$:

$$f_s(\varepsilon = 0) = \pi \frac{t_\uparrow t_\downarrow e^{-i\phi'}}{\sqrt{(t_\uparrow t_\downarrow)^2 - u_0^2}}, \quad f_t(\varepsilon = 0) = 0. \quad (60)$$

Here, the parameter u_0 is given by

$$u_0 = \sin\left(\frac{\vartheta_N + \vartheta_S}{2}\right) + r_\uparrow r_\downarrow \sin\left(\frac{\vartheta_N - \vartheta_S}{2}\right). \quad (61)$$

In the case that both ϑ_N and ϑ_S are of order of $t_\uparrow t_\downarrow$, and the system is at the same time in the tunneling limit, we can expand all quantities up to $(t_\uparrow t_\downarrow)^2$ and thus recover the results of Ref. 39 that u_0 in the above expressions for the pair amplitudes and for the density of states can be replaced by ϑ_N . Note that the scalar phase ϕ' was set to zero in Ref. 39, as it has no consequence for the behavior of the DOS.

Considering a realistic interface, it is clear that both the transmission coefficients t_σ and the spin-mixing angle ϑ_N depend on the angle of incidence θ . A systematic study of this angular dependence was performed in Ref 21. While the expressions Eqs. (59) and (60) are valid even for angle-dependent quantities t_σ and ϑ_N , the Fermi-surface average can in fact add the possibility of a simultaneous presence of both triplet and singlet correlations at zero energy originating from different incidence angles θ ; i.e. some trajectories

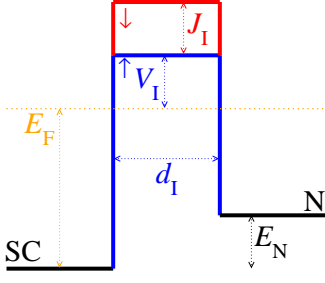


FIG. 7: (color online) Definition of the parameters for the spin-dependent barrier. For Figs. 8-11 we use $V_I = 0.2E_F$, and $d_I = 2/k_{F,S}$.

may contribute to the singlet component while others contribute to the triplet. In order to discuss the conditions under which that happens, we performed calculations for an interface layer modeled by a spin-active box-shaped potential of width d_I , with $d_I \sim \lambda_F$. Its height is spin-dependent and given by $U_{I\uparrow} = V_I$, $U_{I\downarrow} = V_I + J_I$, where J_I is the interface exchange field (see Fig. 7 for the notation).

For all results presented below, the lower of the two potential barriers is $V_I = 0.2E_F$, and the interface width is $d_I = 2\lambda_{F,S}/2\pi$. We assume for simplicity equal band masses all over the system, and isotropic Fermi surfaces. Thus, the energy dispersions are in the superconductor $\mathbf{k}^2/2m$, in the normal metal $E_N + \mathbf{k}^2/2m$, and in the barrier $E_F + U_{I\uparrow,\downarrow} + \mathbf{k}^2/2m$, where $E_F = k_{F,S}^2/2m$. The constant E_N determines the Fermi surface mismatch between the superconductor and the normal metal, with Fermi wavevectors $\mathbf{k}_{F,S}$ and $\mathbf{k}_{F,N}$ for the superconductor and the normal metal, respectively. For such a model, the parameters in Eq. (29) are given by

$$\underline{R}_S = \frac{\rho_S - \underline{v}^2 \rho_N}{\underline{1} - \underline{v}^2 \rho_N \rho_S}, \quad \underline{R}_N = \frac{\rho_N - \underline{v}^2 \rho_S}{\underline{1} - \underline{v}^2 \rho_N \rho_S}, \quad (62)$$

$$\underline{T}_{SN} = \frac{\underline{v} [(\underline{1} - \rho_S^2)(\underline{1} - \rho_N^2)]^{1/2}}{\underline{1} - \underline{v}^2 \rho_N \rho_S} = \underline{T}_{NS}, \quad (63)$$

where ρ_j with $j \in \{S, N\}$, and \underline{v} are diagonal spin-matrices with $\rho_{j,\sigma\sigma} = (k_j - 1\kappa_\sigma)/(k_j + 1\kappa_\sigma)$, and $v_{\sigma\sigma} = \exp(-\kappa_\sigma d_I)$. Here, $\kappa_\sigma = [k_{F,S}^2 U_{I\sigma}/E_F + k_{\parallel}^2]^{1/2}$, and $k_j = [k_{F,j}^2 - k_{\parallel}^2]^{1/2}$.

We now turn to the discussion of our results, shown in Figs. 8-11. The calculations were obtained for various Fermi surface geometries. In Fig. 8 we present results for the case $k_{F,S} \gg k_{F,N}$, i.e. when the Fermi surface mismatch is large, and the Fermi surface in the superconductor is much larger than that in the normal metal [see inset in Fig. 8(a)]. A more moderate mismatch is assumed in Fig. 9, with $k_{F,N} = 0.5k_{F,S}$. In Fig. 10 we consider the special case of no Fermi surface mismatch, i.e. $k_{F,S} = k_{F,N}$. Finally, in Fig. 11 we consider the case opposite to Fig. 8, namely a strong Fermi surface mismatch where the Fermi surface in the normal metal is much larger than that in the superconductor, $k_{F,S} \ll k_{F,N}$. In each figure, we present in (a) the energy resolved DOS for several spin polarizations of the interface barrier. The energy scale of interest is the Thouless energy

of the normal metal layer, $\varepsilon_{Th} = \hbar v_{F,N}/2d_N$, times the pair transmission amplitude from the superconductor to the normal metal, $t_{\uparrow}t_{\downarrow}$. This quantity depends on the impact angle θ ; for definiteness we use as energy scale $\varepsilon_0 = t_{\uparrow}t_{\downarrow}\varepsilon_{Th}$ for normal impact. In (b) we show the quantity $t_{\uparrow}t_{\downarrow} - |u_0|$, where $u_0 = u_+(\varepsilon = 0) = -u_-(\varepsilon = 0)$ is defined in Eq. (61). The plotted quantity controls the transition from even-frequency singlet to odd-frequency triplet correlations at the chemical potential ($\varepsilon = 0$), as will be shown below. The parameters $\vartheta_{S,N}$ and $r_{\uparrow,\downarrow}$ depend on k_{\parallel} , the momentum component parallel to the interface, which is conserved in the scattering process. Consequently, the parameter $t_{\uparrow}t_{\downarrow} - |u_0|$ depends on k_{\parallel} as well, and we show in the figure this dependence. In (c) we show the even-frequency singlet and the odd-frequency triplet superconducting amplitudes at the chemical potential [we plot the real quantities $f_s(\varepsilon) = 0$ and $1f_t(\varepsilon = 0)$] at the outer surface of the normal metal. Finally, in (d) we show the local DOS at the chemical potential normalized to the normal state DOS, $N(\varepsilon = 0)/N_0$, again at the outer surface of the normal metal.

We proceed with the discussion of the results. We recall first the known behavior for zero interface spin polarization, $J_I = 0$ in Figs. 8-11. When all trajectories in the normal metal are partially transmissive (Figs. 8-10), the DOS is zero at the chemical potential, $\varepsilon = 0$, and shows an increase to finite values as function of energy ε . This increase is directly associated with the behavior of the topmost ($J_I = 0$) curves in Figs. 8-10(b) for glancing impact, $k_{\parallel}/k_{F,N} \approx 1$. When there are non-transmissive trajectories present in the normal layer (Fig. 11), the DOS at the chemical potential is finite. In this case, as $k_{F,S} < k_{F,N}$, there is a background DOS resulting from the non-transmissive directions, $k_{\parallel} > k_{F,S}$, in the normal metal; this background contribution is not associated with any superconducting pair correlations, and is nearly constant in energy and nearly temperature independent (considering typical superconducting energy scales). All changes of the DOS related to superconductivity take place on top of that background contribution.

When the spin polarization of the interface increases to non-zero values, we can define three characteristically different regions of interface spin polarization J_I . We turn our attention to panels (b) of Figs. 8-11, which show the quantity $t_{\uparrow}t_{\downarrow} - |u_0|$ as a function of k_{\parallel} . For directions where this quantity is positive, according to Eq. (59) pure singlet correlations are created at the chemical potential in the normal metal, whereas for directions where this quantity is negative, according to Eq. (60) pure odd-frequency triplet correlations are created at the chemical potential in the normal metal. We can classify the curves into three groups, depending on the value of J_I . We first have a region where $t_{\uparrow}t_{\downarrow} - |u_0|$ is positive for all k_{\parallel} (region I; e.g. $J_I = 0.2E_F$ in Fig. 8); second a region where $t_{\uparrow}t_{\downarrow} - |u_0|$ is positive for some, and negative for other values of k_{\parallel} (region II; e.g. $J_I = 0.2E_F$ in Fig. 10); and third a region where $t_{\uparrow}t_{\downarrow} - |u_0|$ is negative for all k_{\parallel} (region III; e.g. $J_I > 0.3E_F$ in all four figures).

In Figs. 8-11(c) we show the singlet (f_s) and triplet (f_t) component of the momentum-averaged, i.e. s -wave, correlation functions at the chemical potential. In general, there

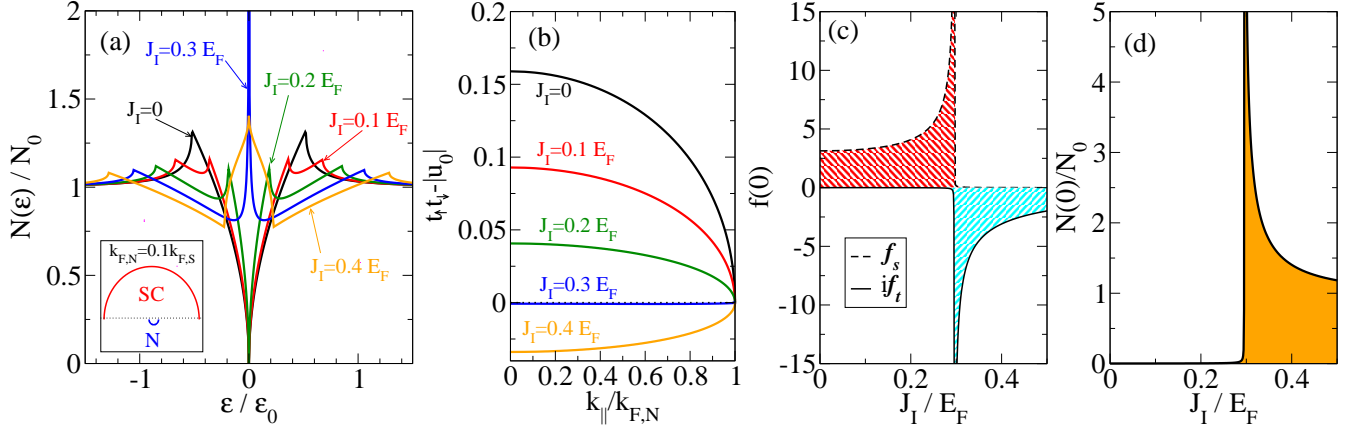


FIG. 8: (Color online) (a) Energy-resolved DOS in the normal metal for different values of the interface exchange field J_I . The energy scale is $\varepsilon_0 = [t_\uparrow t_\downarrow \varepsilon_{\text{Th}}](k_{\parallel} = 0)$, with the Thouless energy $\varepsilon_{\text{Th}} = \hbar v_{F,N}/2d_N$. (b) Interface parameter $t_\uparrow t_\downarrow - |u_0|$ as a function of trajectory impact (parameterized by k_{\parallel}). (c) Singlet and triplet component of the anomalous Green's function at $\varepsilon = 0$ as a function of J_I . (d) Density of states at the Fermi level, $N(0)$. The Fermi surface mismatch is $k_{F,N} = 0.1k_{F,S}$. The inset in the lower left corner of panel (a) is meant to illustrate the Fermi-surface mismatch. In (a)-(d), the interlayer thickness is $d_I = 2\lambda_F/2\pi$, and the interface potential $V_I = 0.2E_F$. The width of the normal layer is $d_N = \hbar v_{F,N}/\Delta_0$.

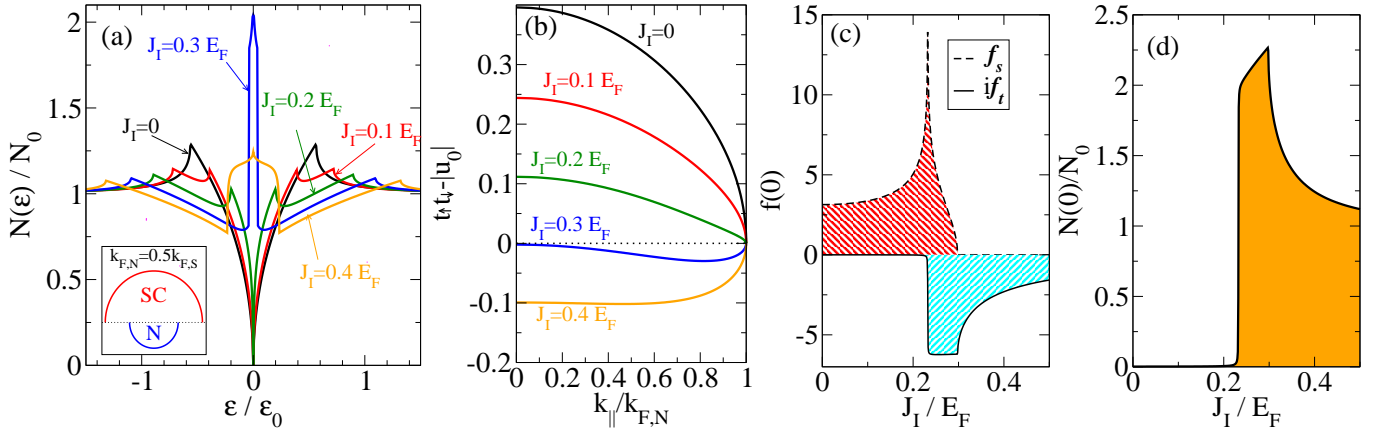


FIG. 9: (Color online) The same as in Fig. 8, however with a different Fermi surface mismatch, $k_{F,N} = 0.5k_{F,S}$.

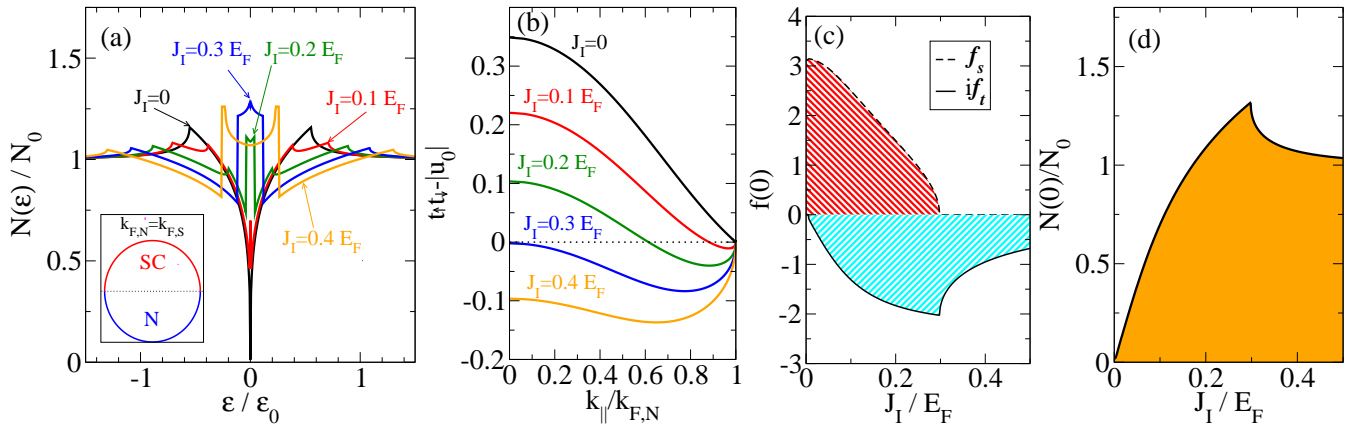


FIG. 10: (Color online) The same as in Fig. 8, however with no Fermi surface mismatch, $k_{F,N} = k_{F,S}$.

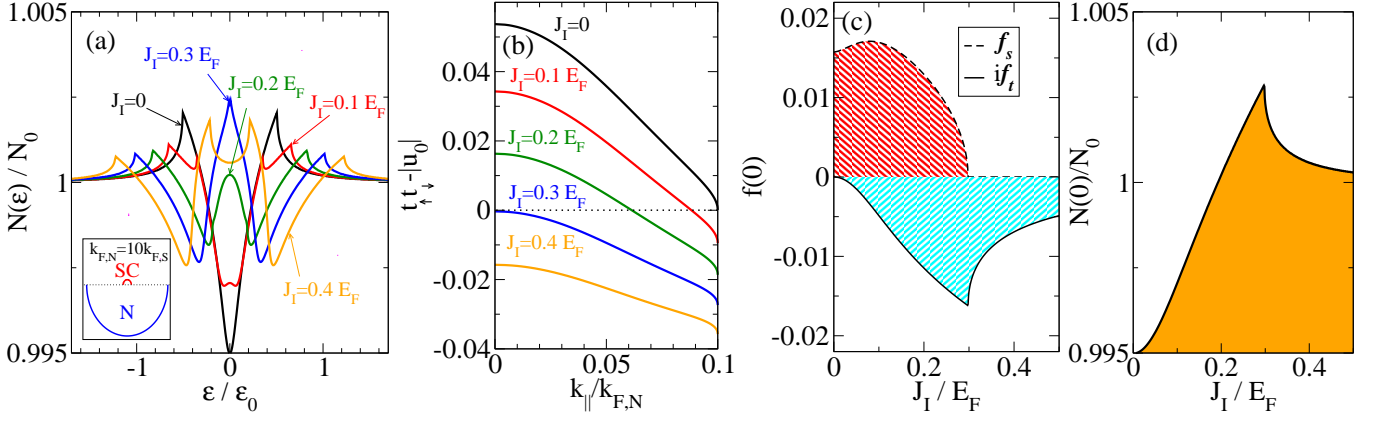


FIG. 11: (Color online) The same as in Fig. 8, however with a different Fermi surface mismatch, $k_{F,N} = 10k_{F,S}$.

also exist higher order even-parity components which behave qualitatively similar. When increasing J_I in region I, it can be seen from Fig. 8 and 9 that the pair correlations at the chemical potential stay purely singlet, and the DOS at the Fermi level, shown in (d), stays zero. When J_I enters region II, there is a strong mixing between singlet and triplet amplitudes, and the DOS at the Fermi level rises to non-zero values. Finally, when J_I is above J_{crit} (region III) the singlet correlations vanish identically at the chemical potential, and pure odd-frequency triplet amplitudes remain, when the DOS is larger than its normal state value. The transition from the region III can be identified as a sharp decrease of the DOS as function of J_I from a maximum value in Figs. 8-11.

Region I only exists for $k_{F,N} < k_{F,S}$ (Figs. 8 and 9). As seen from Fig. 8(d), as long as $k_{F,N} \ll k_{F,S}$ the DOS shows just as in the diffusive case a rather sharp transition from $N(0) = 0$ to a value above the normal-state DOS as a function of the interface exchange splitting J_I . The existence of region II in Figs. 9-11 is due to the fact that the mixing angle drops slower with impact angle than the transmission. It is characterized by a zero crossing of the parameter $t_{\uparrow}t_{\downarrow} - |u_0|$ as function of parallel momentum k_{\parallel} . For increasing $k_{F,N}$ region II extends to lower values of J_I , and when $k_{F,N} \geq k_{F,S}$, region II starts at $J_I = 0$ and extends to a critical value J_{crit} . This is due to the fact that for any small $J_I \neq 0$ there are negative values of $t_{\uparrow}t_{\downarrow} - |u_0|$ for the largest transmissive k_{\parallel} . For $k_{F,N} > k_{F,S}$ this can be understood easily because the transmission probability goes to zero whereas the spin-mixing angles stay finite when k_{\parallel} approaches $k_{F,S}$. For $J_I > J_{\text{crit}}$ the system is in region III. For any mismatch between the Fermi surfaces, there is a critical value J_{crit} .

It is interesting to note that, although both the spin-mixing angles and the transmission probabilities vary with Fermi surface mismatch, for a box-shaped potential the critical value J_{crit} does not depend on the ratio $k_{F,N}/k_{F,S}$. Thus, it has the same value, $J_{\text{crit}} \approx 0.3E_F$, in Figs. 8-11. This value is determined by the condition that $t_{\uparrow}t_{\downarrow} = |u_0|$ for $k_{\parallel} = 0$. Inserting Eqs. (62) and (63) into Eq. (29), and using Eqs. (32) and (61), this condition leads to the following implicit equation for the

value of J_{crit}

$$4 = \left(1 + \frac{1}{\nu_{\uparrow}\nu_{\downarrow}}\right) (\nu_{\downarrow} - \nu_{\uparrow}) \sinh[(\nu_{\downarrow} + \nu_{\uparrow})\delta_I] + \left(1 - \frac{1}{\nu_{\uparrow}\nu_{\downarrow}}\right) (\nu_{\downarrow} + \nu_{\uparrow}) \sinh[(\nu_{\downarrow} - \nu_{\uparrow})\delta_I], \quad (64)$$

with the parameters $\nu_{\downarrow} = \sqrt{(V_I + J_{\text{crit}})/E_F}$, $\nu_{\uparrow} = \sqrt{V_I/E_F}$, and $\delta_I = k_{F,S}d_I$. Solutions of this equation are shown in Fig. 12. We find that the transition occurs earlier for thicker interfaces. This is because the transmission decreases with interface width, while the mixing angle is actually enhanced to some extent, as discussed in Ref. 21. In order to both achieve a satisfying transmission, and to have realistic values for the exchange field, $d_I k_{F,S}$ should be between 1 and 2. The remarkable robustness of the critical interface spin-polarization with respect to the Fermi-surface mismatch might simplify the experimental task to observe this effect, as the usual restrictions for finding suitable materials to match at the interface

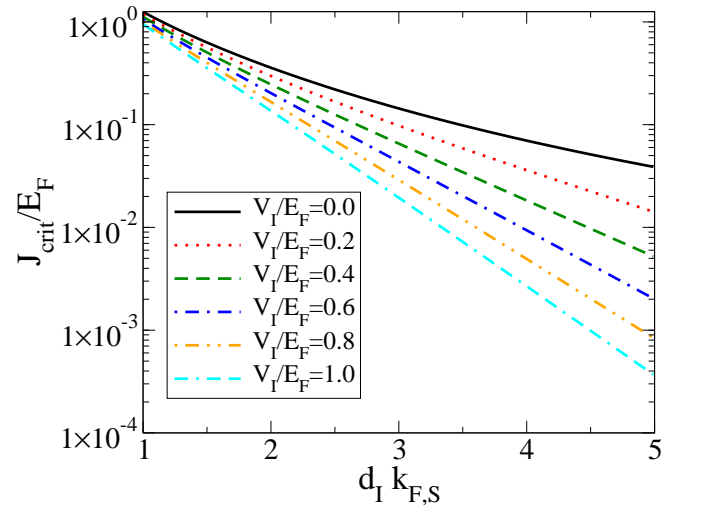


FIG. 12: (Color online) The critical value J_{crit} as function of interface thickness for various strengths of the interface potential. The curves were obtained by finding numerically the solution of Eq. (64).

are relaxed. We caution, however, that the above strict independence on the Fermi-surface mismatch might be relaxed for more realistic interface potentials.

IV. SUMMARY

In this work, we have provided a comprehensive treatment of the proximity effect in a system consisting of a normal metal (e.g. Cu) in contact with a conventional s -wave superconductor (e.g. Al) through a spin-active interface. Such a spin-active interface is incorporated by using, e.g., a ferromagnetic insulator such as EuO. We have shown that based on the self-consistent calculation in the diffusive regime, the even-odd frequency conversion first predicted in Ref. 39 is robust even when taking into account pair-breaking effects near the interface which cause a depletion of the superconducting order parameter. Although the conversion relies crucially on

interface properties which vary considerably with the impact angle of incident quasiparticles, it is generically robust against Fermi-surface averaging in the clean limit. Moreover, we show that the conversion takes place even when the superconducting region does not act as a reservoir, i.e. when the thicknesses of the superconducting and normal layers are comparable. Our findings suggest a robust and simple method of obtaining a clear-cut experimental signature of odd-frequency superconducting correlations.

Acknowledgments

We would like to thank W. Belzig, G. Schön, and E. Zhao for helpful contributions. J.L. and A.S. were supported by the Norwegian Research Council Grant No. 167498/V30 (STOR-FORSK).

-
- ¹ F. S. Bergeret, A. F. Volkov, and K. B. Efetov, *Rev. Mod. Phys.* **77**, 1321 (2005).
² A. I. Buzdin, *Rev. Mod. Phys.* **77**, 935 (2005).
³ M. Eschrig, T. Löfwander, T. Champel, J. C. Cuevas, J. Kopu, and G. Schön, *J. Low. Temp. Phys.* **147**, 457 (2007).
⁴ F. S. Bergeret, A. F. Volkov, and K. B. Efetov, *Phys. Rev. Lett.* **86**, 4096 (2001).
⁵ V. L. Berezinskii, *Pis'ma Zh. Eksp. Teor. Fiz.* **20**, 628 (1974); [*JETP Lett.* **20**, 287 (1974)].
⁶ A. Balatsky and E. Abrahams, *Phys. Rev. B* **45**, 13125 (1992).
⁷ E. Abrahams, A. Balatsky, D. J. Scalapino, and J. R. Schrieffer, *Phys. Rev. B* **52**, 1271 (1995).
⁸ P. Coleman, E. Miranda, and A. Tsvelik, *Phys. Rev. Lett.* **70**, 2960 (1993).
⁹ Y. Fuseya, H. Kohno, and K. Miyake, *Journ. Phys. Soc. Jap.* **72**, 2914 (2003).
¹⁰ Y. Tanaka, A. A. Golubov, S. Kashiwaya, and M. Ueda, *Phys. Rev. Lett.* **99**, 037005 (2007).
¹¹ T. Yokoyama, Y. Tanaka, and A. A. Golubov, *Phys. Rev. B* **78**, 012508 (2008).
¹² T. Yokoyama, M. Ichioka, and Y. Tanaka, *J. Phys. Soc. Jpn.* **79**, 034702 (2010).
¹³ T. Yokoyama, Y. Tanaka, and A. A. Golubov, *Phys. Rev. B* **75**, 134510 (2007).
¹⁴ M. Eschrig and T. Löfwander, *Nature Physics* **4**, 138 (2008).
¹⁵ J. Linder, T. Yokoyama, and A. Sudbø, *Phys. Rev. B* **77**, 174507 (2008).
¹⁶ J. Linder, M. Zareyan, and A. Sudbø, *Phys. Rev. B* **80**, 014513 (2009).
¹⁷ M. Eschrig, J. Kopu, J. C. Cuevas, and Gerd Schön, *Phys. Rev. Lett.* **90**, 137003 (2003).
¹⁸ R. S. Keizer, S. T. B. Goennenwein, T. M. Klapwijk, G. Miao, G. Xiao, and A. Gupta, *Nature* **439**, 825 (2006).
¹⁹ I. Sosnin, H. Cho, V. T. Petrashov, and A. F. Volkov, *Phys. Rev. Lett.* **96**, 157002 (2006).
²⁰ R. Grein, M. Eschrig, G. Metalidis, and G. Schön, *Phys. Rev. Lett.* **102**, 227005 (2009).
²¹ R. Grein, T. Löfwander, G. Metalidis, and M. Eschrig, *Phys. Rev. B* **81**, 094508 (2010).
²² A. V. Zaitsev, *Zh. Eksp. Teor. Fiz.* **86**, 1742 (1984) [*Sov. Phys. JETP* **59**, 1015 (1984)].
²³ A. L. Shelankov, *Fiz. Tverd. Tela (Leningrad)* **26**, 1615 (1984) [*Sov. Phys. Solid State* **26**, 981 (1984)].
²⁴ M. Eschrig, *Phys. Rev. B* **61**, 9061 (2000).
²⁵ M. Yu. Kupriyanov and V. F. Lukichev, *Zh. Exp. Teor. Fiz.* **94**, 139 (1988).
²⁶ Yu. Nazarov, *Superlatt. Microstruct.* **25**, 1221 (1999).
²⁷ R. Meservey and P. M. Tedrow, *Phys. Rep.* **238**, 173 (1994).
²⁸ T. Tokuyasu, J. A. Sauls, and D. Rainer, *Phys. Rev. B* **38**, 8823 (1988).
²⁹ D. Huertas-Hernando, Yu. V. Nazarov, W. Belzig, arXiv:cond-mat/0204116; D. Huertas-Hernando, Yu. V. Nazarov, and W. Belzig, *Phys. Rev. Lett.* **88**, 047003 (2002).
³⁰ A. Cottet and W. Belzig, *Phys. Rev. B* **72**, 180503 (2005); A. Cottet and J. Linder, *Phys. Rev. B* **79**, 054518 (2009); A. Cottet, D. Huertas-Hernando, W. Belzig, and Y. V. Nazarov, *Phys. Rev. B* **80**, 184511 (2009).
³¹ I. V. Bobkova and A. M. Bobkov, *Phys. Rev.* **76**, 094517 (2007).
³² J. Linder and A. Sudbø, *Phys. Rev. B* **75**, 134509 (2007); J. Linder, T. Yokoyama, and A. Sudbø, *Phys. Rev. B* **79**, 054523 (2009).
³³ P. M. Brydon and D. Manske, *Phys. Rev. Lett.* **103**, 147001 (2009); P. M. Brydon, B. Kastening, D. K. Morr, and D. Manske, *Phys. Rev. B* **77**, 104504 (2008).
³⁴ J. Linder, M. Cuoco, and A. Sudbø, arXiv:1003.0893.
³⁵ M. Fogelström, *Phys. Rev. B* **62**, 11812 (2000).
³⁶ E. Zhao, T. Löfwander, and J. A. Sauls, *Phys. Rev. B* **70**, 134510 (2004).
³⁷ A. Millis, D. Rainer, and J. A. Sauls, *Phys. Rev. B* **38**, 4504 (1988).
³⁸ M. Eschrig, *Phys. Rev. B* **80**, 134511 (2009).
³⁹ J. Linder, T. Yokoyama, A. Sudbø, and M. Eschrig, *Phys. Rev. Lett.* **102**, 107008 (2009).
⁴⁰ J. W. Serene and D. Rainer, *Phys. Rep.* **101**, 221 (1983).
⁴¹ A. I. Larkin and Y. N. Ovchinnikov, in *Nonequilibrium Superconductivity*, edited by D. N. Langenberg and A. I. Larkin (Elsevier Science Publishers, 1986), p. 493.
⁴² A. Schmid and G. Schön, *J. Low. Temp. Phys.* **20**, 207 (1975).
⁴³ N. Kopnin, *Theory of Nonequilibrium Superconductivity*, (Oxford University Press, New York, 2001).
⁴⁴ M. Eschrig, J. A. Sauls, H. Burkhardt, and D. Rainer, in *High- T_c*

- Superconductors and Related Materials, Fundamental Properties, and Some Future Electronic Applications*, Proc. NATO Advanced Study Institute, edited by S.-L. Drechsler and T. Mishonov, pp. 413-446 (Kluwer Academic, Norwell, MA, 2001).
- ⁴⁵ J. Linder, T. Yokoyama, and A. Sudbø, Phys. Rev. B **77**, 174514 (2008).
- ⁴⁶ C. Bruder, Phys. Rev. B **41**, 4017 (1990).
- ⁴⁷ Y. Nagato, K. Nagai, and J. Hara, J. Low Temp. Phys. **93**, 33 (1993); S. Higashitani and K. Nagai, J. Phys. Soc. Jpn. **64**, 549 (1995); Y. Nagato, S. Higashitani, K. Yamada, and K. Nagai, J. Low Temp. Phys. **103**, 1 (1996).
- ⁴⁸ N. Schopohl and K. Maki, Phys. Rev. B **52**, 490 (1995); N. Schopohl, arXiv:cond-mat/9804064 (unpublished).
- ⁴⁹ J. C. Cuevas, J. Hammer, J. Kopu, J. K. Viljas, and M. Eschrig, Phys. Rev. B **73**, 184505 (2006).
- ⁵⁰ K. Usadel, Phys. Rev. Lett. **25**, 507 (1970).
- ⁵¹ Y. Asano, Y. Tanaka, and A. A. Golubov, Phys. Rev. Lett. **98**, 107002 (2007).
- ⁵² V. Braude and Yu. V. Nazarov, Phys. Rev. Lett. **98**, 077003 (2007).
- ⁵³ A. M. Clogston, Phys. Rev. Lett. **9**, 266 (1962); B. S. Chandrasekhar, Appl. Phys. Lett. **1**, 7 (1962).