

# On the DM interpretation of the origin of non-thermal phenomena in galaxy clusters

S. Colafrancesco<sup>1</sup>, R. Lieu<sup>2</sup>, P. Marchegiani<sup>1,3</sup>, M. Pato<sup>4,5,6</sup> and L. Pieri<sup>7,8</sup>

<sup>1</sup> ASI-ASDC c/o ESRIN, Via G. Galilei snc, I-00040 Frascati, Italy Email: Sergio.Colafrancesco@asi.it

<sup>2</sup> The University of Alabama Huntsville, Optics Building, Room 201 F Email:richardlieuuah@gmail.com

<sup>3</sup> Dipartimento di Fisica, Università di Roma La Sapienza, P.le A. Moro 2, Roma, Italy Email: marchegiani@mporzio.astro.it

<sup>4</sup> Dipartimento di Fisica, Università degli Studi di Padova, via Marzolo 8, I-35131, Padova, Italy

<sup>5</sup> Institut d'Astrophysique de Paris, 98bis bd Arago, 75014, Paris, France

<sup>6</sup> Université Paris Diderot-Paris 7, rue Alice Domon et Léonie Duquet 10, 75205, Paris, France Email:pato@iap.fr

<sup>7</sup> Istituto Nazionale di Fisica Nucleare, Sezione di Padova - via Marzolo 8, I-35131, Padova, Italy Email:lidia.pieri@gmail.com

<sup>8</sup> Dipartimento di Astronomia, Università degli Studi di Padova, Vicolo dell'Osservatorio 3, I-35122 Padova

Received / Accepted

## ABSTRACT

**Aims.** We studied the multi-frequency predictions of various annihilating Dark Matter (DM) scenarios in order to explore the possibility to interpret the still unveiled origin of non-thermal phenomena in galaxy clusters.

**Methods.** We consider three different DM models with light (9 GeV), intermediate (60 GeV) and high (500 GeV) neutralino mass and we study their physical effects in the atmosphere of the Coma cluster. The secondary particles created in the neutralino annihilation processes produce a multi-frequency Spectral Energy Distribution (SED) of non-thermal radiation, as well as heating of the intracluster gas, that are tested against the observations available for the Coma cluster, from radio to gamma-rays. The various DM produced SEDs are normalized by the condition to fit the Coma radio halo spectrum, thus obtaining best-fit values of the annihilation cross-section  $\sigma V$  and of the central magnetic field  $B_0$ .

**Results.** We find that it is not possible to interpret all the non-thermal phenomena observed in galaxy clusters in terms of DM annihilation. The light mass DM model with 9 GeV mass produces too small power at all other frequencies, while the high mass DM model with 500 GeV produces a large excess power at all other frequencies. The intermediate mass DM model with 60 GeV and  $\tau^\pm$  composition is marginally consistent with the HXR and gamma-ray observations but barely fails to reproduce the EUV and soft X-ray observations. The intermediate mass DM model with 60 GeV and  $b\bar{b}$  composition is, on the other hand, always below the observed fluxes. We note that the radio halo spectrum of Coma is well fitted only in the  $b\bar{b}$  or light and intermediate mass DM models. We also find that the heating produced by the DM annihilation in the center of the Coma cluster is always larger than the intracluster gas cooling rate for an NFW DM density profile and it is substantially smaller than the cooling rate only for a cored DM density profile in light mass DM model with 9 GeV.

**Conclusions.** We conclude that the possibility of interpreting the origin of non-thermal phenomena in galaxy clusters with DM annihilation scenarios requires a low neutralino mass and a cored DM density profile. If we then consider the multimessenger constraints to the neutralino annihilation cross-section, it turns out that such scenario would also be excluded unless we introduce a substantial boost factor due to the presence of DM substructures.

**Key words.** Cosmology; Dark Matter; Galaxies: clusters: theory

## 1. Introduction

Observational evidence for the existence of diffuse components of non-thermal origin in clusters of galaxies and their wider implications is a topic of sustained debate among researchers. In particular, the presence of giant radio halos and relics (see Feretti & Giovannini 2008 for a review) indicates that diffuse distributions of relativistic electrons and magnetic fields must exist in many clusters of galaxies. Moreover, some clusters show also the presence of ‘unusual’ diffuse components, i.e. the excess soft and hard X-ray emission above the level expected from the hot virialized cluster (e.g., Lieu et al 1996, Fusco-Femiano et al 1999, Kaastra et

al 1999), even if sometimes the observations are controversial (e.g. Rossetti & Molendi 2004).

While the diffuse radio sources in galaxy clusters are universally interpreted as produced by synchrotron emission, the Extreme Ultraviolet (EUV) and Hard X-ray (HXR) excesses have been interpreted as the combined effect of an underlying inverse-Compton scattering (ICS) of the Cosmic Microwave Background (CMB) against cluster relativistic electrons that complement the radio halo population (e.g., Hwang 1997, Ensslin & Biermann 1998, Sarazin & Lieu 1998, Blasi & Colafrancesco 1999, Colafrancesco et al. 2005, Marchegiani, Perola & Colafrancesco 2007, Colafrancesco & Marchegiani 2009, Buote 2001), or thermal emission (Mittaz et al 1998, Cen & Ostriker 1999) from

Send offprint requests to: S. Colafrancesco

‘missing baryons’ at sub-virial temperatures (see, e.g., the review of Durret et al 2008). Focusing upon the former interpretation, the role and ramifications of an underlying power law spectrum across the entire X-ray frequency band can be far reaching, with issues concerning cluster merging and central cooling, and also mass and spectroscopic consequences being addressed by Million & Allen (2009), Lagana et al (2010), and Prokhorov (2009). In the even broader context, the observed cosmic  ${}^6\text{Li}$  abundance could be evidence for excess entropy in clusters (Nath et al. 2006), along with the surprisingly low level of Sunyaev-Zel’dovich effect in the WMAP and SPT sample of many clusters (Diego and Partridge 2010, Lieu et al. 2006, Komatsu et al. 2010, Lueker et al. 2009), and the effects of the magnetic field on the intracluster gas distribution (e.g. Colafrancesco & Giordano 2007) as possible indication of significant intra-cluster non-thermal pressure.

Historically however, there have been numerous suggestions of a general, non-thermal intracluster environment, early examples being Jaffe (1977) and Rephaeli (1979) who considered Alfvén wave excitation. In particular, a model of the acceleration via Alfvén waves driven by major cluster mergers is given in Brunetti et al. (2004), including the idea that relativistic jets carry a significant portion of the total energy output of radio galaxies, causing X-ray emission up to Mpc distance scales (Ghisellini & Celotti 2001). Celotti et al. (2001) provided an analysis of such a scenario for the case of PKS 0637-752.

A relevant, related observation (see Giovannini et al. 1993) maps the spectral index of cluster radio halos, and specifically of the Coma radio halo from 327 MHz to 1.4 GHz. Here, we note the need for non-thermal emission by electrons with energy just above the energy range required by the non-thermal electron population supposed to produce soft and hard X-rays by ICS (see Lieu et al. 1999).

An important issue connected with the presence of diffuse emission of non-thermal origin in galaxy clusters is that relativistic electrons with  $E \sim \text{GeV}$  (as those which produce the radio halos) lose their energy in relatively short time by effect of synchrotron and ICS with the CMB photons interactions, and they should reach a short distance in comparison to the dimension of the halos (see discussion in Blasi & Colafrancesco 1999). Therefore, several solutions have been proposed to solve this problem, as the re-acceleration *in situ* of the electrons by Alfvén wave excitation driven by major cluster mergers and induced turbulences (e.g., Jaffe 1977, Rephaeli 1979, Brunetti et al. 2004) or the production of secondary electrons in the interactions between non-thermal and thermal protons (e.g., Dennison 1980, Blasi & Colafrancesco 1999, Marchegiani et al. 2007, Colafrancesco & Marchegiani 2008).

The separate physical mechanism to be invoked is neutralino Dark Matter (DM) annihilation as a cluster’s non-thermal reservoir (see Colafrancesco & Mele 2001, Colafrancesco, Profumo, & Ullio 2006) to compensate for losses of the particles as they are distributed throughout the cluster medium during the long process of particle diffusion (see, e.g., Völk 1996, Colafrancesco & Blasi 1998).

Today, several astrophysical evidences (e.g., gravitational lensing, galaxy rotation curves, galaxy clusters masses) indicate that most of the matter content of the universe is in form of DM, whose nature is still elusive. Several candidates have been proposed as fundamental DM

constituents, ranging from axions to light, MeV DM, from Kaluza-Klein (KK) particles, branons, primordial Black Holes (PBH), mirror matter to supersymmetric Weakly Interacting Massive Particles (WIMPs; see, e.g., Baltz 2004, Bertone et al. 2005, and Bergström 2000 for reviews). In this paper we will assume that the main DM constituent is the lightest neutralino of the minimal supersymmetric extension of the Standard Model (MSSM). This assumption can be tested by observing the radiation emitted by the secondary products of the neutralino annihilation processes, whose features have been studied (e.g., Colafrancesco & Mele 2001, Colafrancesco et al. 2006). As pointed by Colafrancesco et al. (2006), the relevant physical properties which determine the features of the emitted radiation are the composition of the neutralino, its mass, and the value of the annihilation cross section.

In this paper we explore the consequences of a neutralino DM annihilation scenario on the non-thermal particle content of galaxy clusters over a multi-frequency range (from radio to gamma-ray and TeV energies), and in particular on one of the best studied clusters so far, like the Coma cluster of galaxies, for which an extensive multi-frequency coverage has been accumulated.

To this aim, we focus on three neutralino DM models with mass  $M_\chi$  of 9, 60 and 500 GeV.

Neutralinos with 60 and 500 GeV mass are representative of, respectively, intermediate and high mass supersymmetric models which are consistent with accelerator and multi-messenger constraints, and that are also interesting to be probed by direct detection experiment (like e.g. the recent CDMS results, see Ahmed et al. 2009). In this context, the 60 GeV neutralino mass is close to the lower limit of the combination of the CDMS II experiment with the allowed parameter space calculated from various Minimal Supersymmetric Models (e.g., Roszkowski et al. 2007, Ellis et al. 2005), and it is interesting for being possibly tested by a multi-frequency search limited to the gamma-ray energies probed by Fermi. On the other side, the 500 GeV mass is interesting for being tested by a multi-frequency search extended even in Cherenkov experiments realm.

The light mass neutralino model with  $M_\chi = 9 \text{ GeV}$  has been recently worked out as a consistent solution of the CoGeNT and DAMA observations (Fitzpatrick et al. 2010). Such a low mass neutralino is allowed in supersymmetric scenarios where the hypothesis of gaugino masses universality at the unification scale is released (Bottino et al. 2003).

To explore the astrophysical consequences of such DM models, we consider pure annihilation channels in order to highlight their observational features. We focus, specifically, on  $b\bar{b}$  and  $\tau^\pm$  annihilations for 9, 60 and 500 GeV mass neutralino models, and we also consider annihilations into  $W^\pm$  for the 500 GeV mass neutralino model. We leave the neutralino annihilation cross-section  $\sigma V$  as a free parameter to be constrained, in our analysis, by the astrophysical data. In this study, we also consider the constraints on the DM model and density profile coming from the heating rate of the thermal gas at the centre of the cluster.

The outline of the paper is the following. We describe in Sect.2 the properties of the various neutralino DM models and the various DM density profiles that we consider for the Coma cluster. We derive the astrophysical consequences of the neutralino DM annihilation in Coma in Sect. 3, and we focus on the limits set on the expected DM-induced spec-

tral energy distribution (SED) at multifrequency, as well as on the additional physical effects induced by DM annihilation. The discussion of our results and the conclusion of our analysis are presented in Sect.4.

Throughout the paper, we use a flat, vacuum-dominated cosmological model with  $\Omega_m = 0.3$ ,  $\Omega_\Lambda = 0.7$  and  $H_0 = 70 \text{ km s}^{-1} \text{ Mpc}^{-1}$ .

## 2. The Dark Matter model

A 9 or 60 GeV supersymmetric particle is expected to annihilate in quarks and leptons. Direct annihilation into light fermions is helicity suppressed, so that the main remaining channels of annihilations are  $b\bar{b}$  and  $\tau^+\tau^-$ . Electrons and positrons will be, then, mainly produced through secondary processes of hadronization and/or decay. Direct annihilation into  $\gamma\gamma$  happens at 1-loop level and is therefore highly suppressed too. The bulk of photons arises from the  $\pi^0 \rightarrow \gamma\gamma$  e.m. decay.

In addition to the aforementioned channels, a 500 GeV supersymmetric particle can also annihilate into gauge bosons, heavy quarks and Higgs particles. The yield of photons produced in these cases, as well as their energy spectrum, is very much similar to each other, so that we choose as a representative case the annihilation into  $W^+W^-$ .

In this framework, we have computed the positron/electron spectra with DarkSUSY (Gondolo et al. 2004) and the yield of gamma-ray photons according to Fornengo, Pieri & Scopel (2004).

### 2.1. The Dark Matter profile of the Coma cluster

Recent determinations of the mass and density profile of Coma include methods based on weak lensing (Kubo et al. 2007) as well as on the study of the velocity moments of early-type galaxies in the Coma cluster (Lokas & Mamon 2003) or on the analysis of infall patterns around Coma (Geller et al. 1999). Numerical simulations also give a hint on the DM density profile inside clusters (Bullock et al. 2001). The results of astronomical measurements and numerical experiments lead to a determination of the mass profile which is consistent among the various methods, within the errors and the spatial resolution of each approach. In this paper we use the results of Lokas & Mamon (2003), since they provide a fit to the data with both a spiky NFW profile and a cored profile.

The total inferred dark matter mass of Coma is  $M_{vir} = 1.2 \cdot 10^{15} M_\odot$  within a dark matter virial radius of 2.7 Mpc. The profile is parametrized as:

$$\rho(r) = \frac{\rho_s}{\left(\frac{r}{r_s}\right)^\alpha \left(1 + \frac{r}{r_s}\right)^{3-\alpha}}. \quad (1)$$

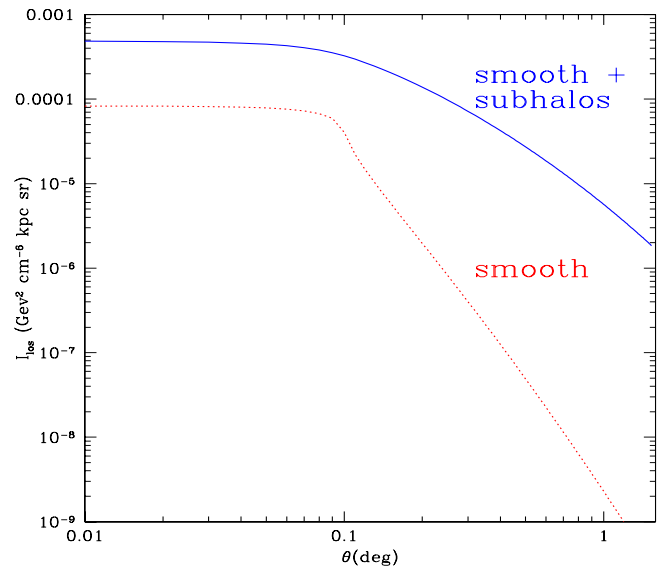
Scale parameters and inner slope can be found in Table 1. Also shown are the parameters for an NFW profile as inferred by N-body simulations (Bullock et al. 2001).

We also compute the effective boost factor seen as a line of sight (los) integral due to the presence of subhalos orbiting in the gravitational potential of the Coma cluster. We follow the methodology and results of Pieri et al. (2009) in the framework suggested by the Via Lactea II numerical simulation (Diemand et al. 2008).

We make therefore the following assumptions: i) the slope

profile	$\alpha$	$r_s$ (kpc)	$\frac{\rho_s}{\rho_c}$
NFW	1	287	$1.96 \times 10^4$
cored	0	142	$1.66 \times 10^5$
NFW <sup>N-body</sup>	1	450	$6.75 \times 10^3$

**Table 1.** Density profiles for the Coma cluster.  $\rho_c = 1.36 \times 10^2 M_\odot \text{ kpc}^{-3}$  is the critical density for closure of the universe.



**Fig. 1.** The los integral of the DM density squared is shown as a function of the projected angle from the cluster center for a resolution of 0.1 degree (corresponding to a solid angle of  $10^{-5}$  sr). The red dotted curve is for a smooth DM density profile while the blue solid curve is for a smooth DM density profile with the addition of subhalos (see text for details).

of the subhalo mass function is -2, which implies, for a DM halo such as Coma, that about 64% of its mass is virialized in subhalos; ii) the mass of subhalos is in the range  $10^{-6} M_\odot - 10^{-2} M_{vir}$ ; iii) the radial dependence of the subhalo concentration parameter; iv) an NFW profile for each of the subhalos.

We then compute the los integral, with and without subhalos, of the DM density squared in order to infer the boost factor  $\mathcal{B}$  defined as the integral along the line of sight and on the solid angle of the neutralino density squared in the case in which we consider a smooth DM density profile or the sum of smooth DM density plus DM subhalos (see, e.g., Pieri et al. 2009). Fitting formulas for the concentration parameter as well as explicit notation for the line of sight integral including a population of subhalos can be found in Pieri et al. (2009).

Fig.1 shows the result of our computation in the case of an angular resolution  $\Delta\Omega = 10^{-5}$  sr (corresponding to 0.1 degree). Once integrating over the whole cluster volume, we obtain a boost factor  $\mathcal{B} = 35$ . We do not expect significant deviation from this value when changing the subhalo profile.

In the following calculations we will first consider the case of a smooth DM density profile and then the effects of the boost factor.

### 3. Astrophysical consequences

We discuss here various astrophysical consequences of the DM models we consider in this paper: e.m. signals (all of non-thermal origin) and heating of the intracluster gas induced by secondary particles produced in the DM annihilation processes.

The complete description of the emission features induced by DM annihilation is done by using the diffusion equation (i.e. neglecting convection and re-acceleration effects) given in Colafrancesco, Profumo & Ullio (2006, see their eq. 35) which takes into account, consistently, the diffusion and energy loss properties of the secondary particles produced in the neutralino DM annihilation process.

The energy loss term is the sum of effects due to Inverse Compton, synchrotron radiation, Coulomb losses and Bremsstrahlung (see eq. A.16 in Colafrancesco et al. 2006 for details). For electron energies  $\gtrsim$  GeV the Inverse Compton and synchrotron terms dominate the losses while for energies below  $\sim 140$  MeV, Coulomb losses dominate (see Fig. A.3 in Colafrancesco et al. 2006). For a more detailed description of the energy losses in the Coma cluster, we use throughout the paper a B-field radial profile  $B(r) \propto n_{th}(r)$ , where  $n_{th}$  is the intracluster gas number density, unless otherwise specified.

The derivation of the full solution of the diffusion equation and the effects of diffusion and energy losses are given in Colafrancesco et al. (2006, see Eq. A.1) and we refer to this paper for technical details. We consider here the same analytical approach and we present the results of the multi-frequency emission produced by the DM models under study for the Coma cluster. We also compute the DM-induced signals in the limit in which electrons and positrons lose energy on a timescale much shorter than the timescale for spatial diffusion, i.e. the regime which applies to the case of galaxy clusters (see Colafrancesco et al. 2006 for a discussion).

The part of the SED from which the strongest spectral constraints can be set is the low-frequency radio band from  $\sim 30$  MHz to  $\sim 5$  GHz.

Fig.2 shows the spectra of the diffuse radio emission of Coma calculated in the various DM models that we consider here. The best fit values of the central value of the magnetic field  $B_0$  and  $\sigma V$  have been obtained from the fit to the Coma radio halo spectrum and normalizing the curves at the data point at 608 MHz.

We notice that the radio-halo spectrum could discriminate between the different neutralino compositions, preferring a  $b\bar{b}$  composition due to its better-fitting intrinsic spectral curvature (see Fig.2).

The fit is influenced by the value of the B-field. Changing the intensity of the B-field implies to change the energies of the electrons that emit by synchrotron in this frequency range, and this implies, in turn, that the resulting radio halo spectrum has a change in the spectral shape according to the value of  $B_0$ . These effects are illustrated in Fig.2. For  $M_\chi = 9$  GeV, the  $b\bar{b}$  model recovers quite well the curvature of the observed spectrum for  $B_0 = 20 \mu\text{G}$ , while the  $\tau^\pm$  model reproduces the observed spectrum for a value of  $B_0 = 2.2 \mu\text{G}$ . For  $M_\chi = 60$  GeV, the  $b\bar{b}$  model

recovers quite well the curvature of the observed spectrum for  $B_0 = 0.5 \mu\text{G}$ , while the  $\tau^\pm$  model reproduces the observed spectrum only for the frequency range  $\nu > 100$  MHz for a value of  $B_0 = 0.1 \mu\text{G}$ . For  $M_\chi = 500$  GeV, the  $b\bar{b}$  model reproduces the curvature of the observed spectrum for  $B_0 = 0.01 \mu\text{G}$ , while the  $\tau^\pm$  and  $W^\pm$  models require values of the central magnetic field that are much lower ( $B_0 = 0.002 - 0.001 \mu\text{G}$ ) and can reproduce the spectral shape of the radio halo only for  $\nu > 400$  MHz. The corresponding best fit values of the annihilation cross section  $\sigma V$  are given in the caption of Fig.2.

Fig.3 shows the radio halo spectrum calculated in the various DM models that we consider here where we assumed the value of the central magnetic field derived from the most recent analysis of Faraday Rotation measures,  $B_0 = 4.7 \mu\text{G}$  with a radial profile given by  $B(r) \propto n_{th}(r)^{0.5}$  (Bonafede et al. 2010). In this figure we have fixed the value of  $\sigma V$  such that the radio halo spectrum fits the observed one at 608 MHz. For this value of the central B-field, the DM model with  $M_\chi = 9$  GeV and  $\tau^\pm$  composition and the model with  $M_\chi = 60$  GeV and  $b\bar{b}$  composition can (marginally) reproduce the observed shape of the spectrum, while the model with 9 GeV and  $b\bar{b}$  composition is too steep and all other DM models provide radio halo spectra much flatter (harder) than the measured one.

The overall spectral energy distributions (SEDs) of the DM models derived from the fits to the Coma radio halo spectrum populate differently the high-frequency regions of the e.m. spectrum.

The SEDs of a 9 GeV, of a 60 GeV and of a 500 GeV neutralino models annihilating in Coma are shown in Fig. 4.

The 9 and 60 GeV mass DM models that best fit the radio-halo spectrum of Coma produce ICS and bremsstrahlung radiation and  $\pi^0 \rightarrow \gamma\gamma$  radiation consistent with the existing limits at multi-frequency. Under the previous conditions, these signals cannot, in particular, be the nature of the soft and hard X-ray emission excesses detected in this cluster. Only the 60 GeV  $\tau^\pm$  neutralino model can fit both the radio halo spectrum and the hard X-ray data, but not the Extreme UV Explorer (EUVE) data.

The DM model with 500 GeV mass can reproduce the Coma radio halo spectrum only with very low values of the central magnetic field,  $B_0 \sim 0.001 - 0.1 \mu\text{G}$ . This fact has the consequence of requiring quite large values for the annihilation cross section  $\sigma V \sim 10^{-18} - 10^{-16} \text{cm}^3/\text{s}$ , and hence for the secondary electron density produced by the neutralino annihilation. Therefore, we obtain that ICS emission expected from these models is very large and exceeds both the EUVE and BeppoSAX data as well as the EGRET and Fermi upper limits on Coma (the HESS upper limit on Coma at very high energies cannot strongly constrain the SED produced in the DM models that we consider here). We conclude, therefore, that neutralino DM models with mass of order of 500 GeV must be excluded by our analysis.

The shape of the SED does not change substantially when a cored DM profile is considered. The only effect is that the cored DM profile requires slightly larger values on  $\sigma V$  to fit the Coma radio halo data.

We also evaluate the intracluster gas heating induced by DM annihilation (see Fig.5) and we find that an NFW DM density profile produces an excess heating in the inner  $\sim 3$  kpc and  $\sim 30$  kpc regions of Coma for 9 and 60 GeV,

respectively. This effect provides, hence, a strong constraint to the annihilation cross-section for these DM models. In order to have the DM-induced heating rate lower than the bremsstrahlung cooling rate at the cluster center the annihilation cross section worked out here must be reduced by a factor  $\sim 10^7 - 10^{12}$ .

The heating rate for the case of a cored DM profile with a mass of 500 GeV is larger than the bremsstrahlung cooling rate of Coma for every DM annihilation channel. Therefore, also this result excludes the 500 GeV mass neutralino model.

DM models with a mass of 60 GeV and a cored profile show, instead, a heating rate smaller than the bremsstrahlung cooling rate for the  $b\bar{b}$  composition, and are therefore consistent with both multi-frequency SED data and with heating rate constraints, while the  $\tau^\pm$  model is not consistent because it has a heating rate greater than the cooling rate. For a neutralino mass of 9 GeV and cored DM profile, both  $b\bar{b}$  and  $\tau^\pm$  models are consistent with heating rate constraints.

#### 4. Discussion and conclusions

Any DM interpretation of astrophysical data has intrinsic multi-frequency correlations and should, therefore, be tested against a series of independent observational constraints.

The full SED induced by DM annihilation in Coma indicates that the non-thermal e.m. signals induced by a 9 or 60 GeV neutralino can be consistent with the shape of the radio-halo spectrum and produce ICS, bremsstrahlung radiation and  $\pi^0 \rightarrow \gamma\gamma$  radiation consistent with the existing limits at multi-frequency. However, these signals cannot, in particular, be the nature of the soft and hard X-ray emission excesses detected in the Coma cluster. An exception to this point is given by the  $\tau^\pm$  model with mass 60 GeV that is able to fit the hard X-ray emission observed in Coma. However, in the framework of this model, the EUV excess in Coma should then be interpreted as due to thermal emission from warm baryons at sub-virial temperature.

Focusing on the radio frequency range, we have shown that a DM particle annihilating into  $b\bar{b}$  is best fitting the spectral shape of the radio halo of the Coma cluster, quite independently of the neutralino mass. However, the radio halo spectrum fit requires that i) the value of the neutralino annihilation cross section  $\sigma V$  strongly increases with increasing neutralino mass, and that ii) the best fit value of the central magnetic field in Coma decreases with increasing neutralino mass.

In the 9 GeV case the value of the central magnetic field required in the  $b\bar{b}$  case ( $B_0 \sim 20 \mu\text{G}$ ) is, however, too high compared to the results of Faraday Rotation measures (Carilli & Taylor 2002, Bonafede et al. 2010), while in the  $\tau^\pm$  case an acceptable value of  $B_0 \sim 2.2 \mu\text{G}$  is required. The best fit values of  $B_0$  decrease then to still marginally acceptable values  $\sim 0.1 - 0.5 \mu\text{G}$  for the 60 GeV case (still consistent with the available observational limits, see Carilli & Taylor 2002), while they take extreme values as low as  $0.001 - 0.01 \mu\text{G}$  for the highest neutralino mass (i.e. 500 GeV) we consider in our study.

We have also studied the variation of  $\sigma V$  for increasing values of  $B_0$  that could still provide reasonable fit to the Coma radio halo spectrum. Fig.6 shows that the curves in the  $\sigma V - B_0$  plane that are locus of the best fit to the

Coma radio halo flatten to approximately the same value of  $\sigma V$  for high values of  $B_0$ , i.e. when the energy losses are dominated by synchrotron losses.

The shaded bands in Fig. 6 encompass the range of upper limits on the annihilation cross-section derived from multi-messenger constraints. Such constraints, summarised in Table 2, include positrons, antiprotons, radio emission and  $\gamma$ -rays from the Galactic Centre and the optical depth of CMB photons. The uncertainty related to the propagation of antimatter in our Galaxy is taken into account by using minimal, mean and maximal propagation setups as in Donato et al. (2004). Galactic DM distribution is modelled according to the smooth and clumpy distributions found in the latest high-resolution  $N$ -body simulations, namely Via Lactea II (Diemand et al. 2008) and Aquarius (Springel et al. 2008). As a conservative case, also a cored isothermal profile with no substructure is considered. For further details we refer to Pato et al. (2009), Pieri et al. (2009) and Catena et al. (2009). We stress that these multi-messenger bounds are quite robust and not easily avoidable, and therefore they set further constraints to the seven benchmark DM models studied in the present work (see Fig. 6). Other upper limits on the annihilation cross-section may be derived e.g. from the observation of dwarf galaxies with the Fermi satellite (Farnier 2009; see Fig.3 of Abdo et al. 2010), which exclude values greater than  $\sim 10^{-25} \text{ cm}^3\text{s}^{-1}$  for a neutralino mass of 60 GeV. However, taking into account the uncertainty in the density profile as well as the dependence of the Fermi-LAT sensitivity from the assumed source spectrum (which is rather steep for the case of the neutralino DM annihilation), such a limit could be released toward slightly higher values.

The flattening of the curves in the  $\sigma V - B_0$  plane for high values of  $B_0$  means that it is not possible to have values of  $\sigma V$  that match the allowed region of annihilation cross sections suggested by multi-messenger studies of DM annihilation simply by increasing the value of the central magnetic field in galaxy clusters.

The lower set of curves in Fig.6 shows the annihilation cross sections required to fit the radio halo spectrum if DM substructures in Coma are considered (according to our discussion in Sect. 2). The effect of substructures is to increase the surface brightness intensity of the radiation emitted by the electrons, especially at large radii. As shown in Fig.6, the inconsistency between fitting the radio halo and the multi-messenger analysis is significantly improved, particularly for  $B_0 \gtrsim 1 \mu\text{G}$ . However, none of the DM models under study is safely below the annihilation cross section upper limits obtained from the multi-messenger constraint analysis whose results are summarized in Tab.2.

We have also considered the predictions of the various DM models by using a B-field of Coma that has the intensity and radial profile suggested by recent Faraday Rotation measures (Bonafede et al. 2010, see Fig. 3). In this case, the DM model with 60 GeV and  $b\bar{b}$  composition and the model with 9 GeV and  $\tau^\pm$  composition would produce a radio halo spectrum with a shape that is still consistent with the observed one. The value of the annihilation cross section required in the 60 GeV,  $b\bar{b}$  case is  $\sigma V = 1.0 \times 10^{-24} \text{ cm}^3 \text{ s}^{-1}$ , while in the 9 GeV,  $\tau^\pm$  case the cross section required is  $\sigma V = 1.4 \times 10^{-25} \text{ cm}^3 \text{ s}^{-1}$ .

However, in order to have a DM-induced heating rate lower than the bremsstrahlung cooling rate of the intracluster gas at the cluster center, the annihilation cross sections worked

DM benchmark		upper limit on the annihilation cross-section ( $10^{-26} \text{ cm}^3 \text{ s}^{-1}$ )		
		VL2	Aq	iso
$M_\chi = 9 \text{ GeV}$	$\chi\chi \rightarrow \tau^+\tau^-$	<b>(0.1, 0.1, 0.1)</b> (rad,rad,rad)	<b>(7.8, 7.8, 7.8)</b> (opt,opt,opt)	<b>(7.8, 7.8, 7.8)</b> (opt,opt,opt)
$M_\chi = 9 \text{ GeV}$	$\chi\chi \rightarrow b\bar{b}$	<b>(0.06, 0.06, 0.06)</b> (rad,rad,rad)	<b>(4.3, 0.7, 0.2)</b> (opt,anp,anp)	<b>(4.3, 2.6, 0.8)</b> (opt,anp,anp)
$M_\chi = 60 \text{ GeV}$	$\chi\chi \rightarrow \tau^+\tau^-$	(2.2, 2.2, 2.2) (rad,rad,rad)	(5.3, 3.6, <b>2.1</b> ) (pos,pos,pos)	<b>(12, 8.5, 8.0)</b> (pos,pos,pos)
$M_\chi = 60 \text{ GeV}$	$\chi\chi \rightarrow b\bar{b}$	(0.6, 0.6, 0.6) (rad,rad,rad)	(8.5, 0.8, <b>0.3</b> ) (anp,anp,anp)	<b>(19, 3.8, 1.7)</b> (anp,anp,anp)
$M_\chi = 500 \text{ GeV}$	$\chi\chi \rightarrow \tau^+\tau^-$	(106, 101, 73) (rad,pos,pos)	(125, 64, <b>34</b> ) (GCg,pos,pos)	<b>(349, 184, 170)</b> (pos,pos,pos)
$M_\chi = 500 \text{ GeV}$	$\chi\chi \rightarrow W^+W^-$	(20, 20, 7.0) (rad,rad,anp)	(74, 8.6, <b>3.5</b> ) (pos,anp,anp)	<b>(162, 46, 20)</b> (pos,anp,anp)
$M_\chi = 500 \text{ GeV}$	$\chi\chi \rightarrow b\bar{b}$	(12, 12, 7.4) (rad,rad,anp)	(54, 9.2, <b>3.7</b> ) (pos,anp,anp)	<b>(118, 49, 21)</b> (pos,anp,anp)

**Table 2.** The upper limits on the annihilation cross-sections in units of  $10^{-26} \text{ cm}^3 \text{ s}^{-1}$  from several measurements for the seven benchmark DM models. Each column shows the limits derived using different galactic DM distributions: Via Lactea II (VL2), Aquarius (Aq) and a cored isothermal profile (iso). Each cell features three values corresponding to the minimal, mean and maximal propagation setups respectively. Also shown is the channel that produces the quoted upper limit – “rad”, “pos”, “anp”, “GCg” and “opt” stand for radio, positrons, antiprotons, Galactic Centre  $\gamma$ -rays and CMB optical depth, respectively. The extreme values for each benchmark are indicated in bold and delimit the shaded regions of Fig.6.

out here must be reduced by a factor  $\sim 10^7 - 10^{12}$  for  $M_\chi$  from 9 to 500 GeV, if we assume an NFW density profile.

This problem is, however, not present for a neutralino mass of 9 GeV (with both  $b\bar{b}$  and  $\tau^\pm$  compositions) and 60 GeV and composition  $b\bar{b}$  if DM density has a cored profile (see Fig.5), while it still holds for the 60 GeV mass with composition  $\tau^\pm$  and for all neutralino compositions in the 500 GeV mass model.

The high-mass DM model with  $M_\chi = 500 \text{ GeV}$ , whose SED is normalized in order to fit the Coma radio-halo data with a very low magnetic field value ( $B_0 \approx 0.01 \mu\text{G}$  for the  $b\bar{b}$  composition), is inconsistent with the multi-frequency SED because it exceeds by large factors the EUV, soft X-ray, hard X-ray and gamma-ray (in the energy range of Fermi) upper limits (see Fig.4). For such high-mass DM model, also the  $\tau^\pm$  and  $W^\pm$  cases barely fail to fit the Coma radio-halo spectrum at low frequency below  $\sim 400 \text{ MHz}$  (see Fig.2).

We note finally that the high-energy HESS gamma-ray limit is not relevant in any of the DM models considered in this paper, because in all the cases the threshold energy of the HESS upper limits is larger than the neutralino masses here considered.

As a final remark, we stress that the DM candidates with  $M_\chi = 9 \text{ GeV}$  and  $M_\chi = 60 \text{ GeV}$  – the ones that best fit Coma astrophysical data – are too light to accommodate the PAMELA positron fraction (Adriani et al 2009) or the electron plus positron flux seen by Fermi-LAT (Abdo et al. 2009) and HESS (Aharonian et al. 2008, 2009b).

In conclusion, the possibility of interpreting the origin of non-thermal phenomena in galaxy clusters with DM annihilation scenarios would require a low or intermediate neutralino mass and a cored DM density profile. If we then consider the multimessenger constraints to the neutralino annihilation cross-section, it turns out that such scenarios would also be excluded unless we introduce a substantial boost factor due to the presence of DM substructures.

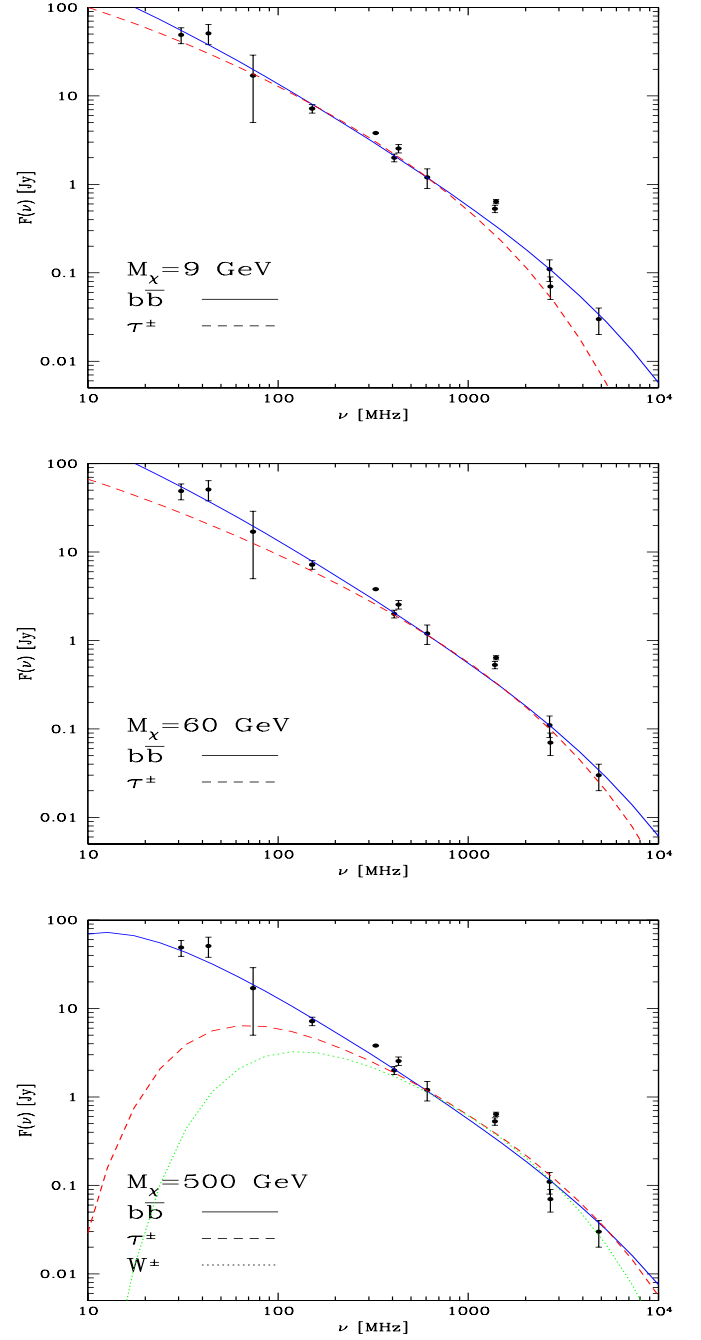
*Acknowledgements.* MP acknowledges a grant from Fundação para a Ciência e Tecnologia (Ministério da Ciência, Tecnologia e Ensino Superior). LP thanks the University of Trento for hospitality.

## References

Abdo, A.A., Ackermann, M., Ajello, M. et al., 2009, Phys. Rev. Lett., 102, 181101  
 Abdo, A.A., Ackermann, M., Ajello, M. et al. 2010, ApJ, 712, 147  
 Adriani, O., Barbarino, G. C., Bazilevskaya, G. A. et al., 2009, Nature 458, 607

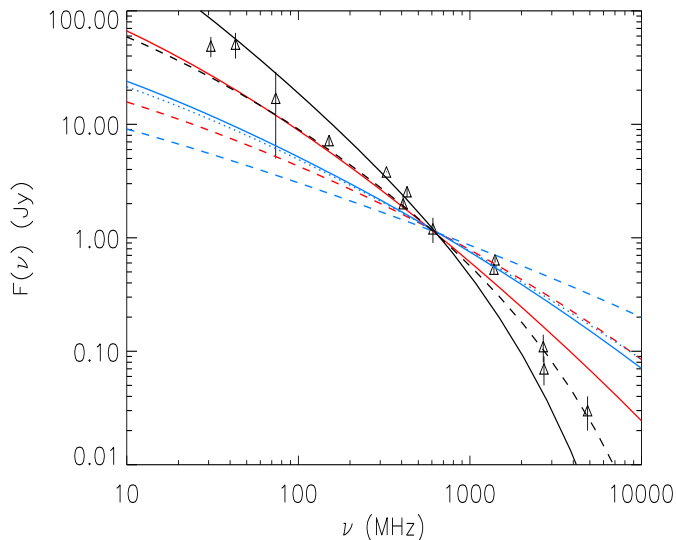
Aharonian, F., Akhperjanian, A.G., Barres de Almeida, U. et al., 2008, Phys. Rev. Lett., 101, 261104  
 Aharonian, F., Akhperjanian, A.G., Anton, G. et al. 2009a, A&A, 502, 437  
 Aharonian, F., Akhperjanian, A.G., Anton, G. et al. 2009b, A&A, 508, 561  
 Ahmed, Z. et al. 2009, preprint arXiv:0912.3592v1  
 Baltz, E.A. & Wai, L., 2004, Phys. Rev. D, 70, 023512  
 Bergstrom, L., 2000, Rept. Prog. Phys., 63, 793  
 Bertone, G., Hooper, D. & Silk, J. 2005, Phys. Rept. 405, 279  
 Bertone, G., Cirelli, M., Strumia, A. & Taoso, M., 2009, JCAP, 0903, 009  
 Blasi, P. & Colafrancesco, S. 1999, Astroparticle Physics, 12, 169  
 Bonafede, A., Feretti, L., Murgia, M. et al., 2010, preprint arXiv:1002.0594  
 Bottino, A., Fornengo, N. & Scopel, S., 2003, Phys. Rev. D, 67, 063519  
 Briel, U.G., Henry, J.P. & Böhringer, H., 1992, A&A, 259, L31  
 Brunetti, G., Blasi, P., Cassano, R., & Gabici, S., 2004, MNRAS, 350, 1174  
 Bullock, J.S., Kolatt, T. S., Sigad, Y. et al., 2001, MNRAS, 321, 559  
 Buote, D., 2001, ApJ, 553, 15  
 Carilli, C.L. & Taylor, G.B., 2002, ARA&A, 40, 319  
 Catena, R., Fornengo, N., Pato, M., Pieri, L. & Masiero, A., 2009, arXiv:0912.4421  
 Celotti, A., Ghisellini, G. & Chiaberge M., 2001, MNRAS, 321, L1  
 Cen, R. & Ostriker, J.P., 1999, ApJ, 514, 1  
 Cirelli, M., Kadastik, M., Raidal, M. & Strumia, A., 2009, Nucl. Phys. B, 813, 1  
 Colafrancesco, S. & Blasi, P. 1998, Astroparticle Physics, 9, 227  
 Colafrancesco, S. & Mele, B., 2001, ApJ, 562, 24  
 Colafrancesco, S., Marchegiani, P. & Perola, G.C., 2005, A&A, 443, 1  
 Colafrancesco, S., Profumo, P., and Ullio, P., 2006, A&A, 455, 21  
 Colafrancesco, S. & Giordano, F. 2007, A&A, 466, 421  
 Colafrancesco, S. & Marchegiani, P. 2009, A&A, 502, 711  
 Dennison, B., 1980, ApJ, 239, L93  
 Diego, J.M. & Partridge, B., 2010, MNRAS, 402, 1179  
 Diemand, J., Kuhlen, M., Madau, P. et al., 2008, Nature, 454, 735  
 Donato, F., Fornengo, N., Maurin, D., & Salati, P., 2004, Phys. Rev. D, 69, 063501  
 Durret, F., Kaastra, J. S., Nevalainen, J., Ohashi, T., & Werner, N., 2008, Space Sci. Rev., 134, 51  
 Ellis, J.R. et al., 2005, Phys. Rev., D71, 095007  
 Ensslin, T. & Biermann, P.L. 1998, A&A, 330, 90  
 Farnier, C., 2009, talk given at Fermi Symposium Washington November 2009, web site: <http://fermi.gsfc.nasa.gov/science/symposium/2009/abs/cfarnier.html>  
 Feretti, L. & Giovannini, G., 2008, Lecture Notes in Physics, 740, 143  
 Fitzpatrick, A.L., Hooper, D. & Zurek, K.M. 2010, arXiv:1003.0014  
 Fornengo, N., Pieri, L. & S. Scopel, 2004, Phys. Rev. D, 70, 103529  
 Fusco-Femiano, R., dal Fiume, D., Feretti, L. et al., 1999, ApJ, 513, L21  
 Fusco-Femiano, R., Orlandini, M., Brunetti, G. et al., 2004, ApJ, 602, L73  
 Geller, M.J., Diaferio, A. & Kurtz, M.J., 1999, ApJ, 517, L23  
 Ghisellini, G. & Celotti, A., 2001, in ‘Issues of unifications of AGNs’, Eds. Maiolino, R., Marconi, A. & Nagar, N. (astro-ph/0108110)

- Giovannini, G, Feretti, L., Venturi, T., Kim, K.-T., & Kronberg, P.P., 1993, ApJ, 406, 399  
 Gondolo, P., Edsjo, J., Ullio, P. et al., 2004, JCAP, 0407, 008  
 Hwang, C.-Y. 1997, Science, 278, 1917  
 Jaffe, W.J. 1977, ApJ, 212, 1  
 Kaastra, J.S., Lieu, R., Mittaz, J.P.D. et al., 1999, ApJ, 519, L119  
 Komatsu, E. et al. 2010, preprint arXiv:1001.4538  
 Kubo, J.M., Stebbins, A., Annis, J. et al., 2007, ApJ, 671, 1466  
 Lagana, T.F., de Souza, R.S. & Keller, G.R., 2010, A&A, 510, A76  
 Lieu, R., Mittaz, J.P.D., Bowyer, S., et al., 1996, Science, 274, 1335  
 Lieu, R., Ip, W. -H., Axford, W. -I., & Bonamente, M., 1999, ApJ, 510, L25  
 Lieu, R., Mittaz, J.P.D., & Zhang, S.N., 2006, ApJ, 648, 176  
 Lokas, E.L. & Mamon, G.A., 2003, MNRAS, 343, 401  
 Lueker, M. et al. 2009, preprint arXiv:0912.4317  
 Marchegiani, P., Perola, G.C. & Colafrancesco, S., 2007, A&A, 465, 41  
 Million, E.T & Allen, S.W., 2009, MNRAS, 399, 1307  
 Mittaz, J.P.D., Lieu, R., & Lockman, F.J., 1998, ApJ, 498, L17.  
 Mori, M., 2009, 2009 Fermi Symposium, eConf Proceedings C091122, arXiv:0912.3346  
 Nath, B.B., Madau, P. & Silk, J., 2006, MNRAS, 366, L35  
 Pato, M., Pieri, L. & Bertone, G., 2009, Phys. Rev. D, 80, 103510  
 Pieri, L., Lavalle, J., Bertone, G. & Branchini, E., 2009, preprint arXiv:0908.0195  
 Prokhorov, D.A., 2009, A&A, 508, 59  
 Reimer, O., Pohl, M., Sreekumar, P. & Mattox, J.R., 2003, ApJ, 588, 155  
 Rephaeli, Y., 1979, ApJ, 227, 364  
 Rephaeli, Y., Gruber, D. & Blanco, P., 1999, ApJ, 511, L21  
 Rossetti, M. & Molendi, S., 2004, A&A, 414, L41  
 Roszkowski, L. et al., 2007, JHEP, 07, 075  
 Sarazin C.L. & Lieu, R. 1998, ApJ, 494, L177  
 Springel, V., Wang, J., Vogelsberger, M. et al., 2008, MNRAS, 391, 1685  
 Thierbach, M., Klein, U. & Wielebinski, R., 2003, A&A, 397, 53  
 Völk, H.J., Aharonian, F.A., & Breitschwerdt, D., 1996, Space Sci. Rev., 75, 279.

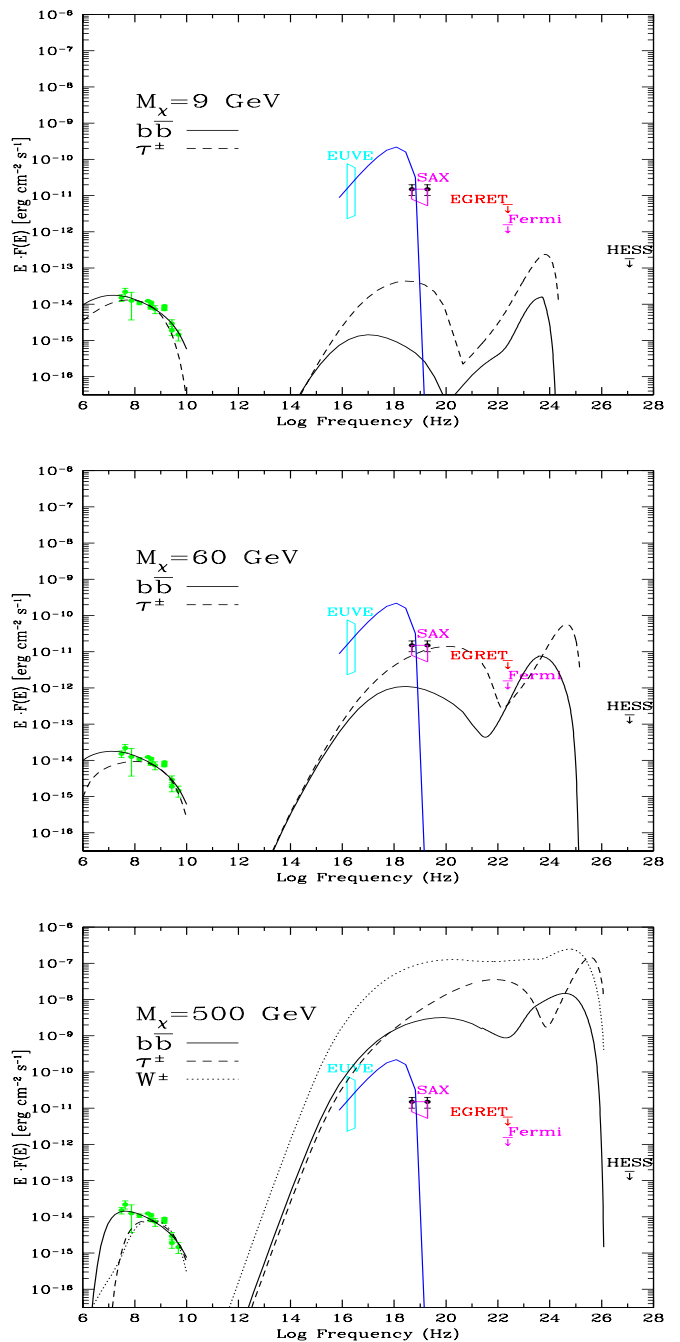


**Fig. 2.** The radio halo spectrum of Coma and the best fits of three DM models with  $M_\chi = 9$  GeV (upper panel) for  $b\bar{b}$  (solid with  $\sigma V = 1.7 \cdot 10^{-25} \text{ cm}^3 \text{ s}^{-1}$  and  $B_0 = 20 \mu\text{G}$ ) and  $\tau^\pm$  (dashed with  $\sigma V = 5.6 \cdot 10^{-25} \text{ cm}^3 \text{ s}^{-1}$  and  $B_0 = 2.2 \mu\text{G}$ ),  $M_\chi = 60$  GeV (mid panel) for  $b\bar{b}$  (solid with  $\sigma V = 8.5 \cdot 10^{-23} \text{ cm}^3 \text{ s}^{-1}$  and  $B_0 = 0.5 \mu\text{G}$ ) and  $\tau^\pm$  (dashed with  $\sigma V = 9.0 \cdot 10^{-22} \text{ cm}^3 \text{ s}^{-1}$  and  $B_0 = 0.1 \mu\text{G}$ ), and with  $M_\chi = 500$  GeV (lower panel) with  $b\bar{b}$  (solid with  $\sigma V = 2.0 \cdot 10^{-18} \text{ cm}^3 \text{ s}^{-1}$  and  $B_0 = 0.01 \mu\text{G}$ ),  $\tau^\pm$  (dashed with  $\sigma V = 1.9 \cdot 10^{-17} \text{ cm}^3 \text{ s}^{-1}$  and  $B_0 = 0.002 \mu\text{G}$ ) and  $W^\pm$  (dotted with  $\sigma V = 1.3 \cdot 10^{-16} \text{ cm}^3 \text{ s}^{-1}$  and  $B_0 = 0.001 \mu\text{G}$ ). Data from Thierbach et al. (2003). The results are obtained using  $B(r) \propto n_{th}(r)$  and NFW smooth DM profiles, without considering the effect of substructures.



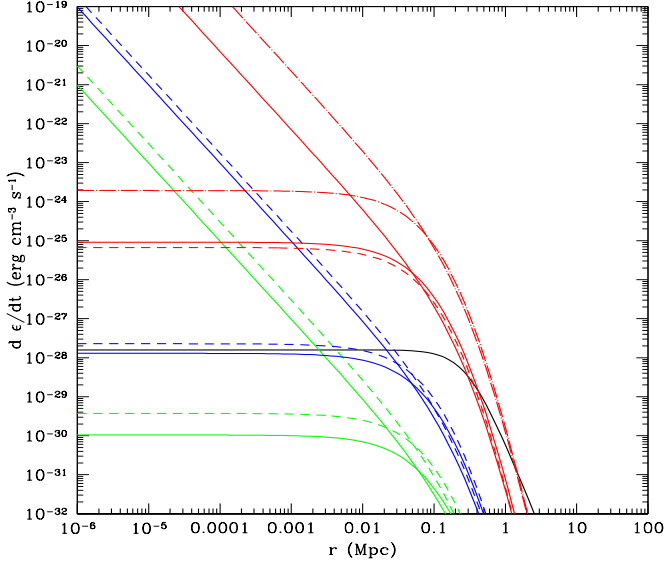


**Fig. 3.** The radio halo spectrum of Coma and the predictions of DM models calculated by assuming  $B_0 = 4.7 \mu\text{G}$  and  $B(r) \propto n_{th}(r)^{0.5}$ ; black lines refer to  $M_\chi = 9 \text{ GeV}$  with  $b\bar{b}$  (solid line;  $\sigma V = 6.0 \times 10^{-25} \text{ cm}^3 \text{ s}^{-1}$ ) and  $\tau^\pm$  (dashed line;  $\sigma V = 1.4 \times 10^{-25} \text{ cm}^3 \text{ s}^{-1}$ ); red lines refer to  $M_\chi = 60 \text{ GeV}$  with  $b\bar{b}$  (solid line;  $\sigma V = 1.0 \times 10^{-24} \text{ cm}^3 \text{ s}^{-1}$ ) and  $\tau^\pm$  (dashed line;  $\sigma V = 9.0 \times 10^{-25} \text{ cm}^3 \text{ s}^{-1}$ ); blue lines refer to  $M_\chi = 500 \text{ GeV}$  with  $b\bar{b}$  (solid line;  $\sigma V = 7.5 \times 10^{-24} \text{ cm}^3 \text{ s}^{-1}$ ),  $\tau^\pm$  (dashed line;  $\sigma V = 3.0 \times 10^{-23} \text{ cm}^3 \text{ s}^{-1}$ ) and  $W^\pm$  (dotted line;  $\sigma V = 1.1 \times 10^{-23} \text{ cm}^3 \text{ s}^{-1}$ ). The results are obtained using NFW smooth DM profiles, without considering the effect of substructures.

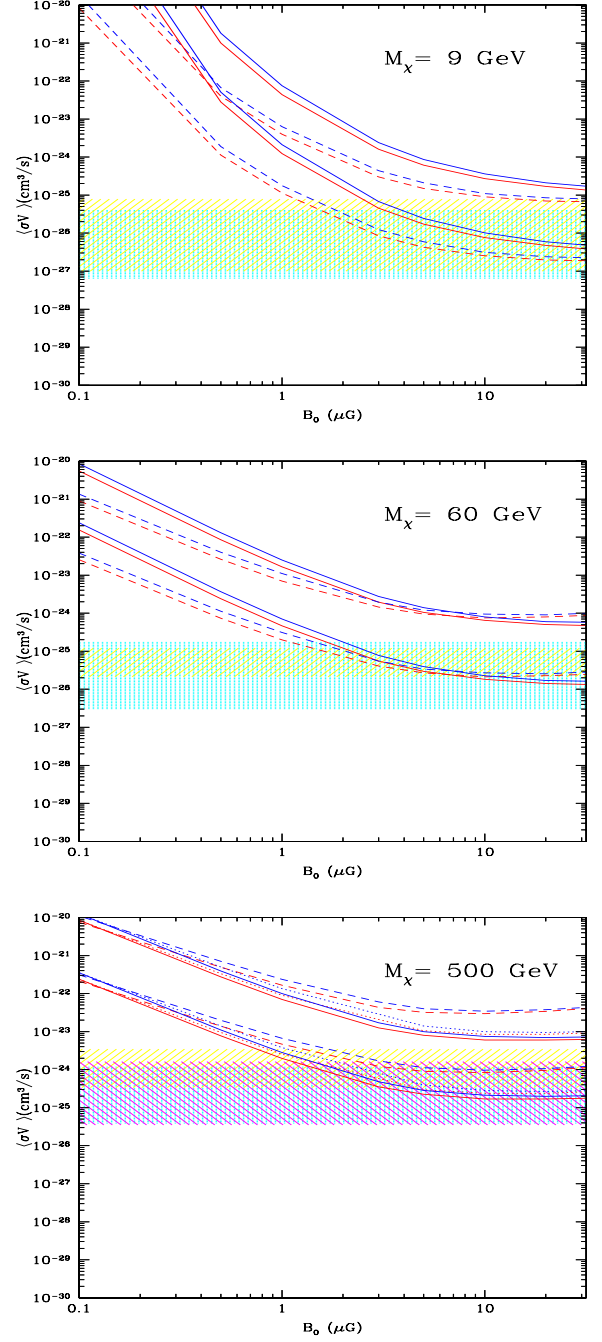


**Fig. 4.** The SED of the DM-induced e.m. signals in Coma as predicted by the three DM models. Upper panel:  $M_\chi = 9 \text{ GeV}$  (solid:  $b\bar{b}$ ; dashed:  $\tau^\pm$ ); mid panel:  $M_\chi = 60 \text{ GeV}$  (solid:  $b\bar{b}$ ; dashed:  $\tau^\pm$ ); lower panel:  $M_\chi = 500 \text{ GeV}$  (solid:  $b\bar{b}$ ; dashed:  $\tau^\pm$ ; dotted:  $W^\pm$ ). The values of  $\sigma V$  and  $B_0$  for the different models are the same used in Fig.2. The hatched regions in the X-ray domain represent data from PDS/BeppoSAX (Fusco-Femiano et al. 2004), HEXTE/RXTE (Rephaeli et al. 1999) and EUVE (Lieu et al. 1999). We also report the EGRET (Reimer et al 2003), Fermi (Mori 2009) and HESS (Aharonian et al. 2009a) upper limits on Coma. The blue line is a thermal bremsstrahlung model for Coma with  $kT = 8.2 \text{ keV}$  (Briel et al. 1992). The results are obtained using  $B(r) \propto n_{th}(r)$  and NFW smooth DM profiles, without considering the effect of substructures.





**Fig. 5.** The heating rate induced by DM secondary particles in Coma as predicted by the three DM models with  $M_\chi = 9$  GeV,  $M_\chi = 60$  GeV and  $M_\chi = 500$  GeV for  $b\bar{b}$  (solid),  $\tau^\pm$  (dashed),  $W^\pm$  (dot-dashed) compositions. We consider an NFW DM profile (green, blue and red peaking curves for 9, 60 and 500 GeV respectively) and a cored DM profile (green, blue and red flattening curves for 9, 60 and 500 GeV respectively). The values of  $\sigma V$  and  $B_0$  for the different models are the same used in Fig.2. The solid black curve shows the bremsstrahlung cooling rate of the intra-cluster gas at a temperature of 8.2 keV. The results are obtained using  $B(r) \propto n_{th}(r)$  and smooth DM profiles, without considering the effect of substructures.



**Fig. 6.** We show the constraints set by the radio halo spectrum of Coma on the annihilation cross section for the DM models considered in this paper. Upper, middle and lower panel refer to the 9, 60 and 500 GeV neutralino mass, respectively. We consider the case of an NFW DM profile with  $b\bar{b}$  (solid red curve) and  $\tau^\pm$  (dashed red curve), and the case for a cored DM profile with  $b\bar{b}$  (solid blue curve) and  $\tau^\pm$  (dashed blue curve). The lower panel contains also the cases of  $W^\pm$  composition with NFW (dotted red curve) and cored DM profile (dotted blue curve). The upper curve bundles refer to a smooth DM profile while the lower curve bundles refer to the case in which substructures are considered as in Fig.1. The shaded bands in this figure represent the upper limit to the annihilation cross-section for the DM models derived combining the limits coming from a multi-messenger analysis (see text for details). The results are obtained using  $B(r) \propto n_{th}(r)$ .