

Propagation of sausage soliton in the solar lower atmosphere observed by HINODE/SOT

T. V. Zaqarashvili^{1,2*}, V. Kukhianidze² and M. L. Khodachenko¹

¹*Space Research Institute, Austrian Academy of Sciences, Schmiedlstrasse 6, 8042 Graz, Austria*

²*Abastumani Astrophysical Observatory at Ilia State University, Al Kazbegi ave. 2a, 0160 Tbilisi, Georgia*

Accepted . Received

ABSTRACT

Acoustic waves and pulses propagating from the solar photosphere upwards may quickly develop into shocks due to the rapid decrease of atmospheric density. However, if they propagate along a magnetic flux tube, then the nonlinear steepening may be balanced by tube dispersion effects. This may result in the formation of sausage soliton in the solar chromosphere. Time series of Ca II H line obtained at the solar limb with the Solar Optical Telescope (SOT) on the board of Hinode is analysed. Observations show an intensity blob, which propagates from 500 km to 1700 km above the solar surface with the mean apparent speed of 35 km s⁻¹. The speed is much higher than expected local sound speed, therefore the blob can not be a simple pressure pulse. The blob speed, length to width ratio and relative intensity correspond to slow sausage soliton propagating along a magnetic tube. The blob width is increased with height corresponding to the magnetic tube expansion in the stratified atmosphere. Propagation of the intensity blob can be the first observational evidence of slow sausage soliton in the solar atmosphere.

Key words: Sun: chromosphere – Sun: atmospheric motions – Physical data and processes: shock waves

1 INTRODUCTION

Energy transport from the solar photosphere towards the corona, which eventually may lead to coronal heating, is still an open problem. There are several possible ways of the energy transport: waves, pulses or electric currents. The energy transport by the waves has been recently observed through the oscillatory motions of plasma in the chromosphere (Kukhianidze et al. 2006; Zaqarashvili et al. 2007; De Pontieu et al. 2007a; Jess et al. 2009; Zaqarashvili & Erdélyi 2009). On the other hand, the dynamic photosphere may excite pulses due to convective shootings and/or magnetic reconnections, which then may propagate upwards. Several kinds of impulsive events are frequently observed on the solar disc: chromospheric bright grains (Lites et al. 1999), blinkers (Harrison 1997) and explosive events (Porter & Dere 1991). Recent observations by Hinode spacecraft revealed various types of energetic events such as chromospheric jet-like structures (Katsukawa et al. 2007; Shibata et al. 2007; Nishizuka et al. 2008) and type II spicules (De Pontieu et al. 2007b). However, direct ob-

servational evidence of pulse propagation at the solar limb from the photosphere upwards, to our knowledge, was not reported yet.

Upward propagating pressure pulses may quickly steepen into shocks due to the rapid decrease of density. However, if the pulses propagate along magnetic flux tubes, then tube dispersive effects may prevent the nonlinear steepening. This may lead to the formation of a soliton, which is a stable structure propagating without significant change of shape. The formation of sausage solitons in magnetic tubes first has been suggested by Roberts & Mangeney (1982). Since that, numerous papers addressed the soliton formation problem (Roberts 1985, 1987; Merzljakov & Ruderman 1985, 1986; Sahyouni et al. 1988; Ofman & Davila 1997; Zhugzhda & Nakariakov 1997; Nakariakov & Roberts 1999; Ruderman 2003; Ballai et al. 2003; Erdélyi & Fedun 2006; Ryutova & Hagenaar 2007). Most of the studies consider a sausage soliton ($m = 0$ mode in magnetic tubes), but no observational support to the theory was reported yet. On the other hand, some observations suggest the propagation of nonlinear soliton-like kink waves ($m = 1$ mode in tubes) identified with moving magnetic features around sunspots (Ryutova & Hagenaar 2007).

* E-mail: teimuraz.zaqarashvili@oeaw.ac.at

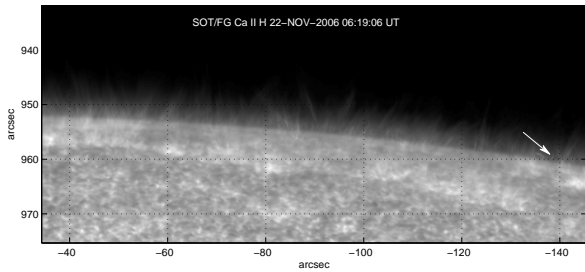


Figure 1. Corrected Ca II H image of quiet Sun obtained by Hinode/SOT. The image was rotated by 90° , therefore the x -axis corresponds to the Solar-Y and the y -axis corresponds to the Solar-X. The white arrow shows the place of intensity blob propagation.

Here we report the upward propagation of a pressure blob in time series of Ca II H line obtained by Hinode/SOT (Tsuneta et al. 2008). Estimated parameters of the blob fit with a solution of slow sausage soliton propagating along a magnetic tube. Therefore, we suggest that this is the first observational evidence of sausage soliton propagation in the lower solar atmosphere.

2 OBSERVATIONS

We use Ca II H time series of quiet Sun regions observed by Hinode/SOT. The spatial resolution of observation reaches 0.2 arc sec (150 km) and the pixel size is 0.054 arc sec (~ 40 km). The observational sequence run on 22th November, 2006 from 05:57:31 U.T. to 06:34:57 U.T. The position of the X-centre and Y-centre of slot are, respectively, 960 arc sec and -90 arc sec, while the X-FOV and Y-FOV are respectively 56 arc sec and 112 arc sec. The exposure time for each image is 0.512 s. The integration time for each step of time series is uniform and equal to 4.8 s.

We start with the raw (zero level) data, then use the standard SOT subroutines for calibration. The subroutines can be found in the SSWIDL software tree (<http://sohowww.nascom.nasa.gov/solarsoft/hinode/sot/idl>). These subroutines correct the CCD readout anomalies, bad pixels and flatfield; subtract the dark pedestal and current and apply the radiation despiking.

3 RESULTS

Analysis of the time sequence between 06:19:01 and 06:19:36 U.T. clearly shows upward propagating pattern in the form of intensity blob. Fig. 1 displays the corrected Ca II H image taken at 06:19:06 U.T. (the arrow shows the place of the blob propagation). Fig. 2 shows 8 consecutive images of the sequence (left to right and top to bottom). The time interval between consecutive images is ~ 5 s. The blob is located at ~ 500 -600 km above the surface (see the upper left panel of Fig. 2) at the moment of 06:19:01 U.T., then it gradually propagates upwards. The blob is displaced at ~ 1200 km distance during 35 s, therefore mean apparent propagation speed is ~ 35 km s^{-1} . In the image, the blob propagates with $\sim 35^\circ$ angle about the vertical. The propagation angle

seems larger on Fig. 2, but this is due to the limb inclination (see Fig. 1). The blob may propagate also with some angle about the projected plane, then the real propagation speed can be higher. For an estimate, we may suppose the same angle of propagation, i.e. $\sim 35^\circ$, which gives the real propagation speed as ~ 42 km s^{-1} . The ratio between the blob and background intensities is ~ 1.4 . Therefore, the relative amplitude of the density enhancement is ~ 0.2 . The amplitude of the blob is strong enough and indicates to its nonlinear character. The strong amplitude of pulse density excludes the possibility of kink or Alfvénic pulse. Therefore, it should be a pressure pulse, which in magnetic tubes transforms into a sausage pulse. The ratio of blob length to width can be roughly estimated. Fig. 3 (upper panel) shows the ratio as a function of time. In the first 4 images (between 0 and 15 s, which corresponds to the location of the blob at lower heights) the ratio is approximately 3.5 and later it gradually reduces to ~ 2 , which gives ~ 3 in average.

The propagation speed of intensity blob is much higher comparing to the local sound speed. Therefore, it can not be a simple slow sausage pulse. One may compare the blob properties to new features observed by Hinode; such as chromospheric jet-like structures (Katsukawa et al. 2007; Shibata et al. 2007; Nishizuka et al. 2008) and type II spicules (De Pontieu et al. 2007b). The observed jets have different properties inside and outside sunspots. The chromospheric jets observed in penumbral chromosphere have length of 1-4 Mm, width of 400 km and apparent rise velocity of > 100 km s^{-1} (Katsukawa et al. 2007). The anemone jets observed outside sunspots are 2-5 Mm length, 150-300 km width and have apparent velocity of 10-20 km s^{-1} (Shibata et al. 2007). The type II spicules have life time of 10-150 s, apparent upward velocity of 50-150 km s^{-1} and width of 200 km (De Pontieu et al. 2007b). They are tallest reaching 5000 km or more in coronal holes, while in quiet Sun regions they reach lengths of several Mm. The length and apparent speed of our intensity blob do not coincide to neither of these features; it is shorter than the observed jets, has different upward speed and propagates as a pulse-like structure, not a jet. Therefore, we argue that the blob represents either a fast sausage pulse or slow sausage soliton.

Fast sausage pulse may propagate much faster than the local sound speed for relatively larger external Alfvén speed (Edwin & Roberts 1983). However, fast sausage waves are leaky for the long wave-length limit. Suppose, that the radius of the tube where the fast sausage pulse (or wave trains) propagates is a , then we get $ka = 2\pi a/l = 2\pi/6 \approx 1$, where l is the characteristic length of the pulse (here l/a parameter is taken from observed length to width ratio of the blob). The fast sausage waves are leaky for this value of ka (see Fig. 4 in Edwin & Roberts (1983)). Therefore, the pulse should vanish rapidly before it could propagate upwards.

On the other hand, the observed blob propagates without significant change of relative amplitude and the form (at least in the first 5 images), which may rule out the possibility of fast sausage pulse. The blob changes its shape in the last 3 images becoming wider, however length to width ratio and relative amplitude remain more or less similar. The blob width is ~ 136 km at the lowest height and increases up to ~ 516 km at the highest height (Fig. 3, lower panel). The observed broadening may reflect the magnetic tube expansion with height (we will discuss it later).

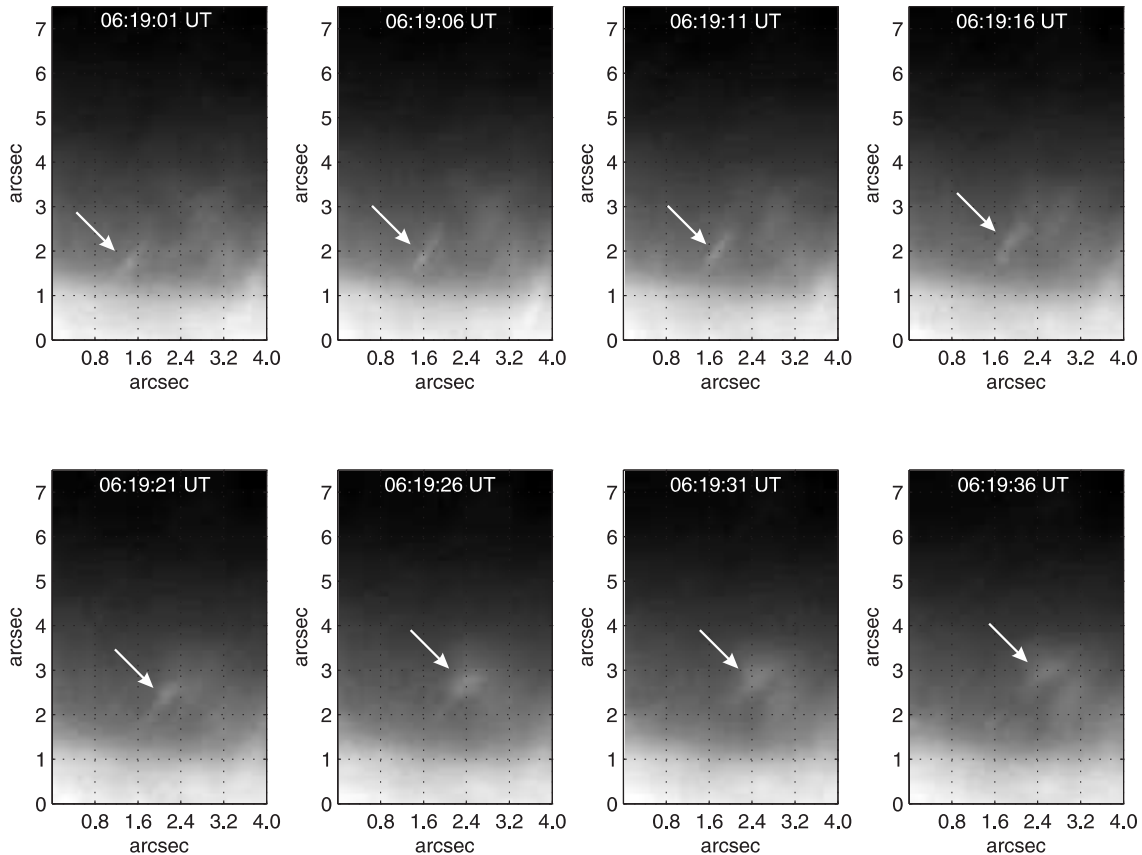


Figure 2. 8 consecutive images of time sequence in Ca II H line (left to right and top to bottom). The intensity blob is located near $(x, y)=(1.4, 1.8)$ point in the first image (upper left panel). The blob propagates upward with mean apparent speed of 35 km s^{-1} . We identify it with the slow sausage soliton propagating along magnetic flux tube.

Another scenario of the intensity blob propagation is a slow sausage soliton, which is formed when nonlinear steepening due to large amplitude is balanced by wave dispersion. The soliton propagates without significant changing of form and faster than the tube speed. The soliton solution should satisfy the parameters, which can be tested from observational properties of the pressure blob. The soliton solution in structured magnetic field is well-studied (Roberts & Mangeney 1982; Roberts 1985, 1987; Merzljakov & Ruderman 1985, 1986; Ruderman 2003). Therefore, there is no need to go for detailed calculation of the parameters; we just use known theoretical properties of slow sausage soliton and then compare them with observations. A slow sausage soliton can be either surface or body solution depending on its structure inside the tube (Zhugzhda & Nakariakov 1997). The quasi-homogeneous structure of observed blob suggests more surface than body soliton. Therefore, here we consider the slow surface sausage soliton, however the body solution can be also tested in the future.

4 SOLITON SOLUTION

Theoretical properties of sausage soliton are more easily obtained for magnetic slabs rather than tubes. Numerical simulations of solitary waves in magnetic tubes (Ofman & Davila 1997) show the same properties of slow

soliton as derived by analytical calculations for a magnetic slab (Roberts & Mangeney 1982). Therefore, we consider a magnetic slab of width $2x_0$ embedded in a magnetized environment. Let's suppose that the magnetic field inside (outside) the slab is B_0 (B_e), the density inside (outside) is ρ_0 (ρ_e) and the plasma pressure inside (outside) is p_0 (p_e). The pressure balance condition at the slab boundaries is $p_0 + B_0^2/2\mu = p_e + B_e^2/2\mu$. The characteristic wave speeds inside (outside) the slab are: the Alfvén speed $V_A = B_0(\mu\rho_0)^{-1/2}$ ($V_{Ae} = B_e(\mu\rho_e)^{-1/2}$), the sound speed $c_s = (\gamma p_0/\rho_0)^{1/2}$ ($c_{se} = (\gamma p_e/\rho_e)^{1/2}$) and the tube speed $c_T^2 = c_s^2 V_A^2 / (c_s^2 + V_A^2)$ ($c_{Te}^2 = c_{se}^2 V_{Ae}^2 / (c_{se}^2 + V_{Ae}^2)$). An important parameter of wave propagation in magnetic slabs is $m_e = \sqrt{(V_{Ae}^2 - c_{Te}^2)(c_{se}^2 - c_{Te}^2) / [(V_{Ae}^2 + c_{se}^2)(c_{Te}^2 - c_{Te}^2)]}$, which plays the role of perpendicular wave number outside the slab. The waves may propagate in the slab only when $m_e^2 > 0$ (they are leaky if $m_e^2 < 0$).

The solution of slow sausage surface soliton in magnetic slabs can be given by the following expression (Ruderman 2003):

$$\eta = \frac{al^2}{l^2 + [z - st]^2}, \quad (1)$$

where η is the displacement of the slab boundary, a is the maximal value of the displacement η (i.e. the soliton amplitude) and

$$s = c_T + \frac{1}{4} \frac{ab}{x_0}, \quad l = 4 \frac{\kappa x_0}{ab} \quad (2)$$

are the soliton speed and the spatial scale respectively.

The parameters b and κ are expressed as

$$b = \frac{V_A^4 [3c_s^2 + (\gamma + 1)V_A^2]}{2c_T(c_s^2 + V_A^2)^2}, \quad \kappa = \frac{x_0}{2} \frac{\rho_{e0}}{\rho_0} \frac{c_T c_s^2 (c_T^2 - V_{Ae}^2)}{m_e V_A^2 (c_s^2 + V_A^2)}. \quad (3)$$

Let us check if the observed parameters of intensity blob satisfy the requirements of sausage soliton. The observed blob propagates in the chromosphere, where the sound speed can be taken as $c_s = 10 \text{ km s}^{-1}$. We assume the density ratio outside and inside the slab as $\rho_e/\rho_0 = 0.9$. Then, the propagation speed of the soliton, s , is determined by the soliton relative amplitude, a/x_0 , and the Alfvén speed V_A (see Eq. (2)). The observed relative amplitude of the blob is estimated as $a/x_0 = 0.2$, then the Alfvén speed stays as a free parameter. In order to obtain the observed apparent propagation speed i.e. 35 km s^{-1} , the Alfvén speed needs to be $\sim 70 \text{ km s}^{-1}$.

Another important parameter of the sausage soliton is its length to width ratio. Observations show that the blob has elongated form; its mean length is approximately 3 times larger than width. Then the parameter associated to the soliton length is $l \approx 6x_0$. This will be achieved when $m_e \ll 1$, which in turn requires $c_{se} \rightarrow c_T$ or $c_{se} \rightarrow c_s$ (as the Alfvén speed is much higher than the sound speed). Thus, the soliton may have the observed elongated shape if electron temperature inside and outside the tube is approximately similar.

5 DISCUSSION

Brief conclusion of the previous section is that the observed intensity blob may represent a slow sausage soliton in chromospheric magnetic tube, which has the Alfvén speed of $\sim 70 \text{ km s}^{-1}$ and the temperature balance with surroundings. Note, that the both requirements are quite typical to the chromosphere. Possible inclination of the tube along the line of sight may cause additional correction to the estimated Alfvén speed. 35° inclination leads to the blob propagation speed of $\sim 42 \text{ km s}^{-1}$, which then cause the slight increase of required Alfvén speed.

It is interesting to note that the blob form remains almost unchanged in the first 4 images of Fig. 2. However, in the last four images the width of the blob is significantly increased. Fig. 3 (lower panel) shows the variation of the blob width with time. The gradual increase of the blob width probably is due to the expansion of the magnetic tube with height due to the stratification of the solar atmosphere. In thin flux tube approximation, magnetic field strength varies as $B_0(z) = B_0(0) \exp(-z/2h)$ in the simplest case of isothermal atmosphere, where h is the scale height. Conservation of magnetic flux yields $B_0(z)A(z) = \text{const}$, where $A(z)$ is the tube cross section. Then, the dependence of the tube diameter on height should be as $\sim \exp(z/4h)$. This dependence can be used up to 1200 km, where the thin flux tube approximation is valid (Hasan et al. 2003). The scale height of $\sim 220 \text{ km}$ (estimated for the sound speed of 10 km s^{-1}) yields an increase of the tube diameter by ~ 2.2 times between 500 and 1200 km heights. The observed width at 500 km and 1200 km is 136 and 300 km respectively. The ratio

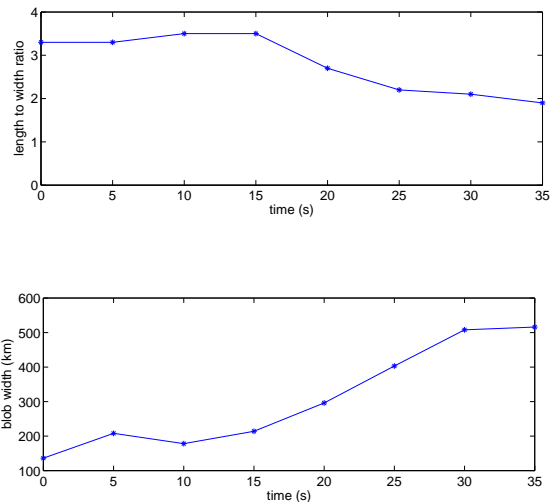


Figure 3. Length to width ratio (upper plot) and width (lower plot) of intensity blob vs time from the sequence of Fig. 2.

between the two parameters gives exactly suggested value. Thus, the blob propagates along the magnetic tube, which is expanded upwards as modeled by the stratified atmosphere. The rapid broadening of the blob in last images (i.e. higher heights) may correspond to the rapid increase of the tube cross-section (see Fig. 1 in Hasan et al. 2003).

The blob begins to disappear after the height of $\sim 1700 \text{ km}$ probably due to the changed conditions for soliton formation. Due to the mathematical difficulties, all known theoretical properties of slow surface sausage soliton were calculated for the magnetic tubes with constant cross section. Therefore, it is unclear what happens when the soliton propagates along the tubes with varying cross section. Intuitively, one may suppose that the soliton parameters also slowly vary during the propagation. It also should be mentioned that the soliton solution, which we use to model the blob propagation, was obtained without taking into account the stratification, which is important in this part of solar atmosphere. These problems need further detailed study in theoretically and numerically.

The length and apparent speed of intensity blob is quite different from chromospheric jet-like structures (Katsukawa et al. 2007; Shibata et al. 2007; Nishizuka et al. 2008) and type II spicules (De Pontieu et al. 2007b). Interpretation of the blob as a plasmoid propagating after a magnetic reconnection can be also ruled out as no explosive event is detected in upper photosphere during the observations. If magnetic reconnection took place in sub-photospheric layers, then the plasmoid should have much higher density than it is observed. The propagation speed of the blob can be modeled by transverse kink or fast sausage pulses as well. The second possibility is unlikely to occur as the observed spatial scale leads to the leaky regime of fast sausage waves. The first possibility needs further discussion as a kink pulse may lead to the intensity enhancement in inclined magnetic tubes (Cooper et al. 2003). However, it requires very large amplitude and the pulse may have significantly curved form,

which is not observed. Therefore, the kink pulse is unlikely to be the reason of the intensity enhancement.

Following to the discussion above, it seems that the slow sausage scenario has strong background. We suggest that this is the first observation of sausage soliton in the solar atmosphere. We believe that careful analysis of SOT time series will reveal other similar cases, which may enhance the interest to the soliton physics in the solar atmosphere.

Of additional importance for the quantitative interpretation of the observed phenomenon as a propagating solitary wave would be taking into account of the plasma partial ionization effects in the solar chromosphere. The presence of even a small amount of neutral atoms in plasma is known to change significantly its dynamical and physical properties (Braginskii 1965; Khodachenko & Zaitsev 2002; Khodachenko et al. 2004). Different interaction of electrons, ions and neutral atoms with the magnetic field and each other causes the main specifics of the partially ionized plasma MHD, which differs significantly from the fully ionized plasma case. The inclusion of the ion-neutral collision effects into the scope of the proposed interpretation requires a special theoretical study of solitary waves behaviour in partially ionized plasmas which represents a subject for future work.

It would be interesting to search analogy of soliton-like formations on the solar disc. Possibly, chromospheric bright grains (Lites et al. 1999), which were often associated to the shocks, represent soliton formations in magnetic tubes. Future detailed study is necessary to identify these features.

6 CONCLUSIONS

(i) Time series of Ca II H line obtained by Hinode/SOT at the solar limb shows upward propagating intensity blob. The blob appears at 500-600 km height above the surface and reaches to the height of ~ 1700 km after 35 s. Therefore, the mean apparent propagation speed is 35 km s^{-1} . The blob has elongated form and the length to width ratio is ~ 3 in average. The length to width ratio, the relative intensity and the propagation speed change slightly during the propagation.

(ii) The observed parameters fit with theoretically expected properties of slow sausage soliton propagating along a magnetic flux tube, which has the Alfvén speed of $\sim 70 \text{ km s}^{-1}$ and is in temperature balance with surroundings (note, that an inclination of the tube along the line of sight may slightly increase the value of Alfvén speed). Therefore, we suggest that this is the first observational evidence of slow sausage soliton in the solar atmosphere.

(iii) The width of the blob increases with height, which coincides with the expected expansion of magnetic tubes in the stratified atmosphere.

ACKNOWLEDGMENTS

This work was supported by the Austrian Fond zur Förderung der wissenschaftlichen Forschung (project P21197-N16) and the Georgian National Science Foundation grant GNSF/ST09/4-310. Hinode is a Japanese mission developed and launched by ISAS/JAXA, with

NAOJ as domestic partner and NASA and STFC (UK) as international partners. It is operated by these agencies in co-operation with ESA and NSC (Norway).

REFERENCES

- Baird S.R., 1981, *ApJ*, 245, 208
 Ballai, I., Thelen, J.C. & Roberts, B. 2003, *A&A*, 404, 701
 Braginskii, S.I., 1965, *Transport processes in plasma*, In: *Reviews of plasma physics*, V.1 (Consultants Bureau, New York)
 Cooper, F.C., Nakariakov, V.M. & Tsiklauri, D., 2003, *A&A*, 397, 765
 De Pontieu, B. et al., 2007a, *Science*, 318, 1574
 De Pontieu, B. et al., 2007b, *PASJ*, 59, S655
 Edwin, P.M. & Roberts, B. 1983, *Solar Phys.*, 88, 179
 Erdélyi, R. & Fedun, V. 2006, *Phys. of Plasmas*, 13, 032902
 Harrison, R.A., 1997, *Solar Phys.*, 175, 467
 Hasan, S.S., Kalkofen, W., van Ballegooijen, A.A. and Ulmschneider, P. 2003, *ApJ*, 585, 1138
 Katsukawa, Y. et al. 2007, *Science*, 318, 1594
 Khodachenko M.L. & Zaitsev V.V., 2002, *Astrophys. & Space Science*, 279, 389
 Khodachenko M.L., Arber, T.D., Rucker, H.O. & Hanslmeier, A., 2004, *A&A*, 422, 1073
 Kukhianidze, V., Zaqarashvili, T.V. & Khutsishvili, E., 2006, *A&A*, 449, L35
 Lites, B. W., Rutten, R. J. & Berger, T. E., 1999, *ApJ*, 517, 1013
 Jess, D.B. et al. 2009, *Science*, 323, 1582
 Merzljakov, E. G. & Ruderman, M.S. 1985, *Solar Phys.*, 95, 51
 Merzljakov, E. G. & Ruderman, M.S. 1986, *Solar Phys.*, 103, 259
 Nakariakov, V.M. & Roberts, B. 1999, *Phys. Let. A*, 254, 314
 Nishizuka, N., Shimizu, M., Nakamura, T., Otsuji, K., Okamoto, T. J., Katsukawa, Y. and Shibata, K., 2008, *ApJ*, 683, L83
 Ofman, L. & Davila, J.M. 1997, *ApJ*, 476, 357
 Porter, J., & Dere, K. 1991, *ApJ*, 370, 775
 Roberts, B. & Mangeney, A. 1982, *MNRAS*, 198, 7
 Roberts, B. 1985, *Phys. Fluids*, 28, 3280
 Roberts, B. 1987, *ApJ*, 318, 590
 Ruderman, M.S. 2003, *Turbulence, Waves, and Instabilities in the Solar Plasma* ed. Erdélyi et al. (Kluwer Academic Publisher, Dordrecht) 239
 Ryutova, M. & Hagenaar, H. 2007, *Solar Phys.*, 246, 281
 Sahyouni, W., Zheliazkov, I. & Nenovski, P. 1988, *Solar Phys.*, 115, 17
 Shibata, K. et al. 2007, *Science*, 318, 1591
 Tsuneta, S. et al. 2008, *Solar Phys.*, 259, 167
 Zaqarashvili, T.V., Khutsishvili, E., Kukhianidze, V. & Ramishvili, G. 2007, *A&A*, 474, 627
 Zaqarashvili, T.V. & Erdélyi, R. 2009, *Space Science Rev.*, 149, 355
 Zhugzhda, Y.D. & Nakariakov, V.M., 1997, *Phys. Let. A*, 233, 413